

# The World CSD FACT BOOK



# **The World CSD Fact Book**

## **(Ver.1)**





# TABLE OF CONTENTS

INTRODUCTION .....	1
OVERVIEW OF THE WORLD’S CSDs.....	2
1. PARTICIPATION.....	2
2. ORGANISATION.....	2
2.1. OWNERSHIP .....	2
2.2. EMPLOYMENT.....	5
3. LINKS WITH OTHER CSDs.....	6
4. ACCOUNT STRUCTURE .....	8
5. PARTICIPANTS.....	9
6. FINANCIAL INSTRUMENTS .....	10
7. DVP SOLUTION.....	13
8. ELIGIBLE ISSUES.....	13
9. VALUE OF DEPOSITS.....	15
10. TRANSACTIONS .....	16
11. CORPORATE ACTIONS .....	17
12. CSD SERVICES .....	17
INDIVIDUAL CSD FACT SHEETS.....	18
DEFINITIONS & ABBREVIATIONS .....	321



## INTRODUCTION

The World Forum of CSDs (WFC) is composed of five regional central securities depositories (CSD) associations, namely Asia-Pacific Central Securities Depositories Group (ACG), Americas' Central Securities Depositories Association (ACSDA), Association of Eurasian Central Securities Depositories (AECSD), Africa & Middle East Depositories Association (AMEDA), and European Central Securities Depositories Association (ECSDA). The total number of member CSDs of WFC is 132.

The associations felt the need for a joint report that provides consolidated data on the CSD industry worldwide and allows them to benchmark themselves broadly to the CSD industry. The World CSD Fact Book project is initiated by the WFC Board with member representation from the five regional associations of CSDs that comprise the WFC. The aim of the book is greater data gathering and considerable time efficiency for all.

The World CSD Fact Book contains data on the following:

- general company information (namely ownership, banking license and number of employees),
- structure of the system it operates (namely account structure, form of custody, type of participants and eligible issues by instrument type),
- its activity and services (namely value of deposit by instrument type, number of participants, number of accounts, number and value of transactions and corporate action events) and
- other important details, such as links with other CSDs and developments/initiatives undertaken by CSDs.



## 1. PARTICIPATION IN THE FACTBOOK

The First Annual Survey to collect information for the World CSD Fact Book was sent to all WFC members through the respective regional CSD associations. There are 149 WFC Members (unique) of which 132 are CSDs, as some associations also allow for participation of non-CSD members.

Of the 132 Member CSDs, 92 sent responses for the World CSD Fact Book survey. For the year 2017, regional association participation in this initial World CSD Fact Book survey was as follows:

Regional Association	Number of Member CSDs	CSDs that Responded (*)
ACG	27	17
ACSDA	29	17
AECSD	16	15
AMEDA	32	20
ECSDA	38	34

\* 9 CSDs belong to more than one regional association.

## 2. ORGANISATION

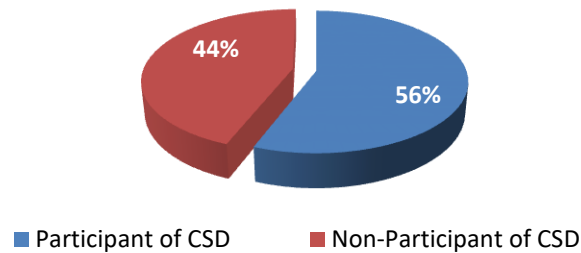
### 2.1. OWNERSHIP MODELS

2.1.1. CSDs have many types of ownership models. We decided to assess the model based on the type of the shareholder they have and on whether or not the shareholder is also a CSD participant. We identified the following eventual categories of shareholders: (1) Federal/National Government, (2) Other Government Bodies, (3) Central Bank, (4) Trading Venues, (5) Clearing Venue that is CCP, (6) Banks, (7) Brokers, (8) Insurance Companies and (9) Private/Other Institutions.

2.1.2. We also asked whether or not shares of the CSD or its holding company are traded, and whether the CSD is part of a group.

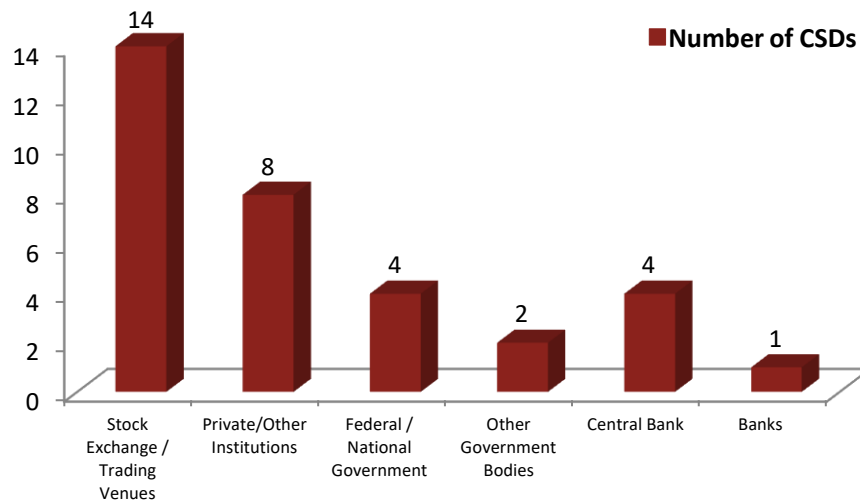
## OVERVIEW OF THE WORLD'S CSDs

2.1.3. Of the 92 CSDs that responded to the survey, 86 provided details of the shareholding pattern. From the information provided, it is observed that approximately 56% of the CSDs are partially or entirely owned by their Participants. On an average, these Participants hold in excess of 50% of the shareholding in CSD.



2.1.4. More than any other category of owners, CSDs are partially or entirely owned by a Trading Venue. Below this category follows other types of companies and central and commercial banks.

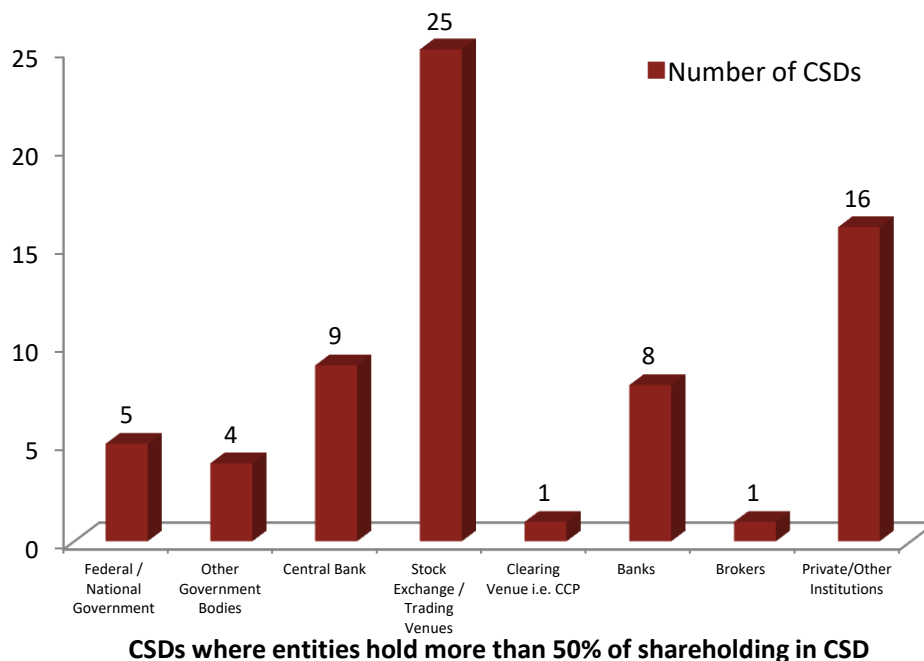
2.1.5. Entities holding 100% shareholding in CSDs



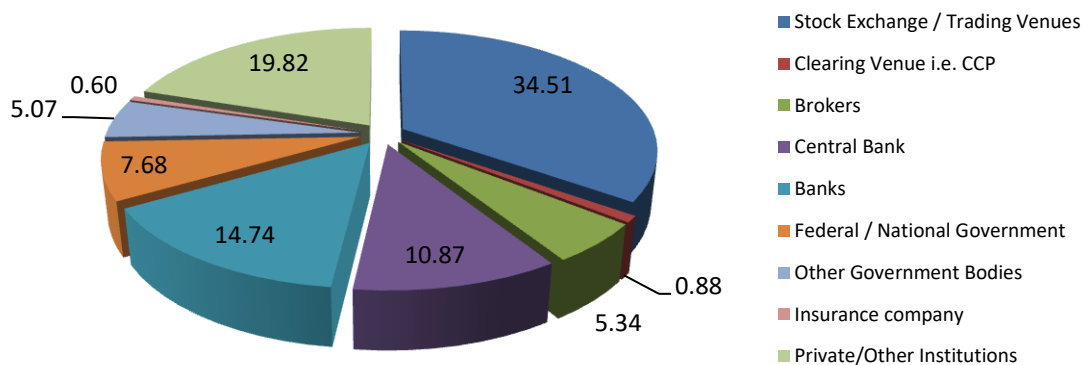
Entities holding 100% shareholding in CSDs

# OVERVIEW OF THE WORLD'S CSDs

2.1.6. CSDs where entities hold more than 50% of shareholding in the CSD:



2.1.7. The split of ownership of CSDs that have responded to the survey is provided in the following chart (in percentage). From the chart, it can be seen that Trading Venues are the entities with the largest ownership in CSDs. Apart from Trading Venues, Banks and Central Banks are the biggest shareholders.



2.1.8. There are 22 CSDs whose shares or shares of its holding companies are publicly traded.

## OVERVIEW OF THE WORLD'S CSDs

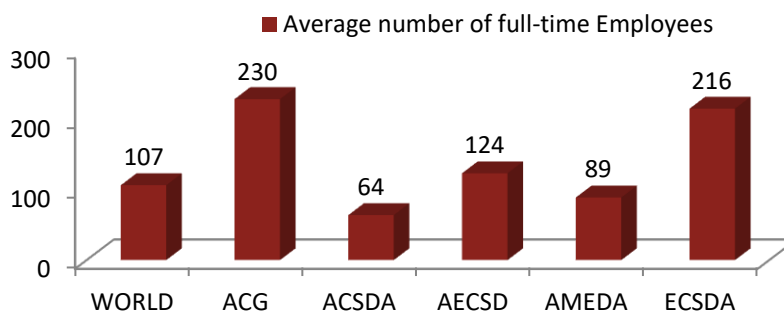
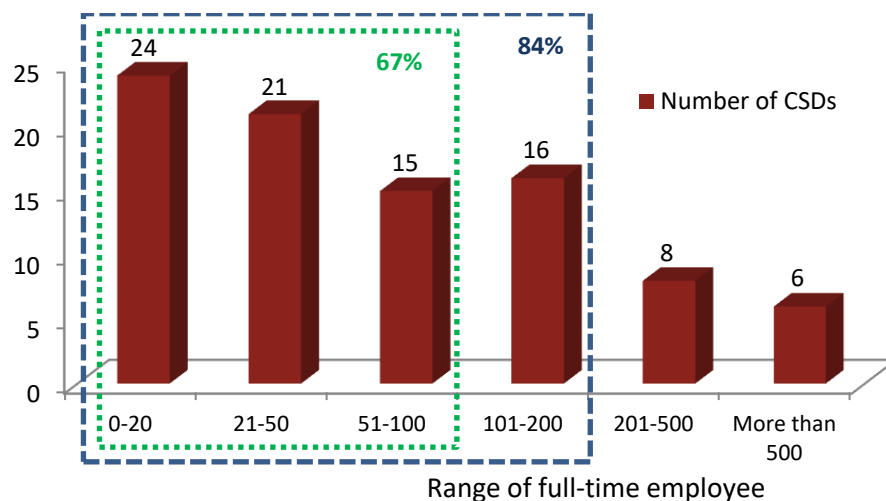
2.1.9. There are 24 CSDs owned or controlled by stock exchange(s), 10 CSDs owned or controlled by a holding company that also owns other FMIs and 8 CSDs owned or controlled by a central bank.

### 2.2. EMPLOYMENT

2.2.1. Information about full-time employees employed in CSD operations are collected from respective CSDs. Of the 92 CSDs that responded to the survey, 90 provided details.

2.2.2. Approximately 50% (45 CSDs) of the CSDs that responded to the survey have less than 50 full-time employees. Median of full-time employees is 51.

2.2.3. Excluding the two ICSDs, the average CSD has slightly more than 100 employees. This illustrates that the CSD business, unlike other capital market businesses, is more IT-intensive than it is labour-intensive. The figures are spread across a wide range, while the smallest CSDs are run by less than 10 full-time employees.



## OVERVIEW OF THE WORLD'S CSDs

2.2.4. Total full-time employees collectively employed by these CSDs are 13,417 as of December 31, 2017. Of this, Euroclear Bank has 2,900 and Clearstream Banking SA has 1,067 employees, which is comprised of more than 30% of the total full-time employees employed by all 90 CSDs that have provided this information.

2.2.5. It is important to note that employee data reflects various corporate structures and arrangements, and in cases where the CSD is not a separate entity (*e.g. when the CSD is a department of the Stock Exchange/ Trading Venue or when the CSD is part of an integrated corporate group with shared services among the different businesses of the group*), the reported figures show the actual number of full-time employees dedicated to the CSD activity rather than the actual number of employees of the corporate entity.

### 3. LINKS WITH OTHER CSDs

3.1. For the purposes of the Fact Book, we define a “CSD link” as an arrangement between the CSDs that allows a CSD to give its participants access to securities maintained in another CSD, without requiring them to have a direct relationship with the other CSDs, or with a participant of the other CSDs. CSD links are an important means to facilitate cross-border securities transactions in a secure infrastructure environment and to contribute to facilitating cross-border investments.

3.2. Information with respect to links with other CSDs is collected with bifurcation of direct and indirect links. Direct links are when the CSD is a direct participant in another CSD. Indirect links are where CSDs connected to other CSDs via a sub-custodian and/or by relayed links via an intermediating CSD.

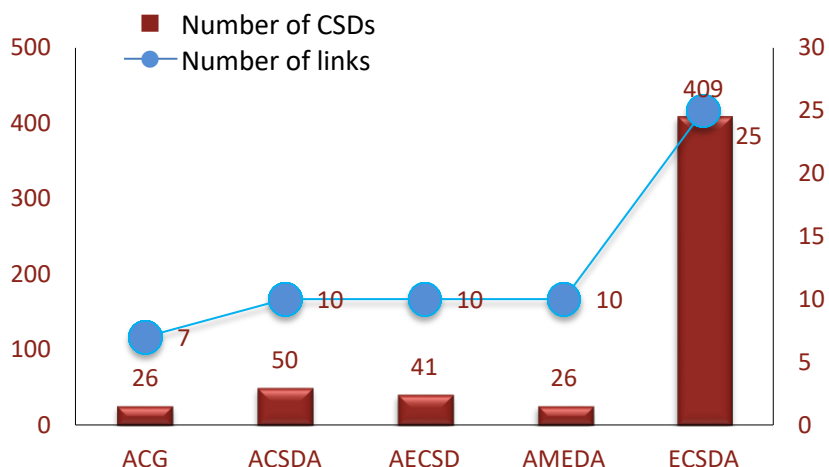
3.3. Information on whether the links are inbound or outbound or both was also collected along with the purpose of the links. Inbound links are those links where the clients of other CSD can access the securities maintained in the CSD. Outbound links are those links where clients of one CSD can access the securities maintained in other CSD.

3.4. The prevailing model to establish links with other CSDs is direct links. Most CSDs that have links with other CSDs have established direct links instead of indirect links with other CSDs. There are only two CSDs that have only indirect links.



## OVERVIEW OF THE WORLD'S CSDs

- 3.5. 54 CSDs that have provided the data have either direct or indirect links with other CSDs. Of these, 50 CSDs have direct links (14 CSDs also have indirect links). There are 2 CSDs who have mentioned that they have links with other CSDs, but not provided the details of direct & indirect links.
- 3.6. Most CSDs (50) with direct links, have both inbound and outbound direct links (41 CSDs). Four CSDs have only inbound links and five CSDs have only outbound links.
- 3.7. In addition to the settlement of securities, these links are also used for settlement of other financial instruments. Approximately 80% of CSDs links are used for delivery versus payment (DVP), 20% of the links have only free of payment (FOP) settlement.
- 3.8. CSDs have established 527 links (inbound, outbound or both) with other CSDs. On an average, six links are maintained by each CSD [excluding the top three CSDs in terms of links, that is, SIX SIS Ltd (54 links), Euroclear Bank (55 links), and Clearstream Banking SA (134 links)].
- 3.9. Member CSDs of ECSDA have the most number of links, with more than 400 direct and indirect links. Of the 34 member CSDs of ECSDA, 25 CSDs have links with other CSDs. This comprised of 78% of total links across all the CSDs. This includes the top three CSDs in terms of links, that is, SIX SIS Ltd, Euroclear Bank and Clearstream Banking SA.
- 3.10. The number of CSDs that have links with other CSDs and the number of total links these CSDs have established are shown in the following chart.



## 4. ACCOUNT STRUCTURE

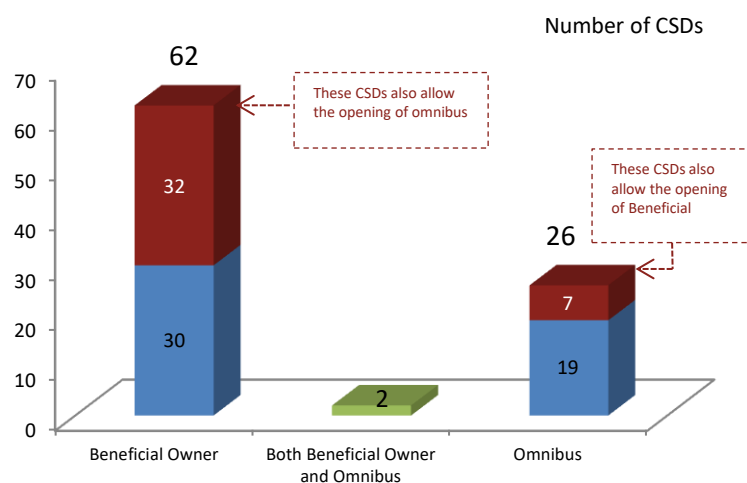
4.1. Currently, different countries have many different legal, regulatory, and operational requirements that determine the securities account structure used by CSD participants and how CSD participants can hold securities on behalf of investors at a CSD. These requirements have differing impacts on asset protection, asset servicing, and operational costs and facilities for end investors and for intermediaries. The various types of account structure models used by CSDs are as follows:

- Beneficial Owner
- Beneficial Owner (Omnibus Accounts can also be opened)
- Omnibus
- Omnibus (Beneficial Owner Account can also be opened)
- Both Beneficial Owner and Omnibus (Hybrid)

4.2. Information about the principal account structure adopted by CSDs is obtained during the survey along with the number of accounts.

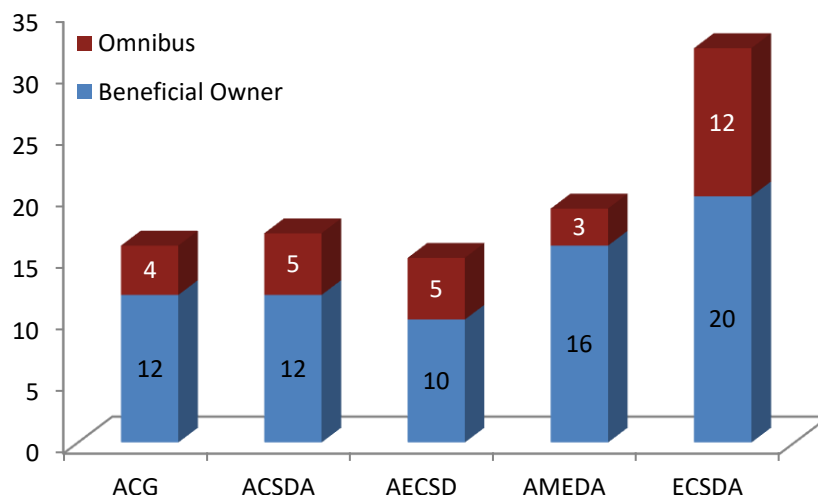
4.3. Beneficial Owner account structure as the principal account structure is used by approximately 70% CSDs and is the most common account structure adopted (64 CSDs). Although the most common account structure is Beneficial Owner, of the 64 CSDs, 34 CSDs also allow the opening of Omnibus accounts.

4.4. 28 CSDs (approximately 30%) have Omnibus account structures as the principal account structure. Of these, nine CSDs also offer use of Beneficial Owner accounts.



## OVERVIEW OF THE WORLD'S CSDs

4.5. From the information collected from the survey performed for 2017, it is observed that Beneficial Owner account and Hybrid (with the majority of either omnibus or beneficial owner/segregated accounts) structures are most widely used.



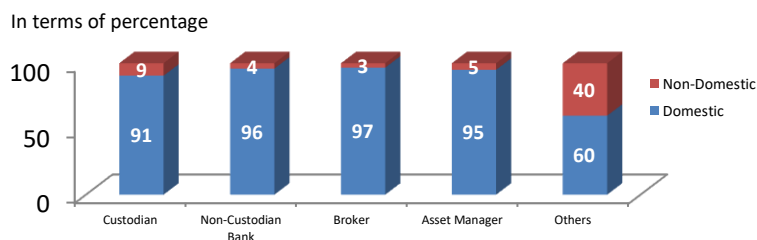
## 5. PARTICIPANTS

5.1. For the purposes of the Fact Book, we define CSD Participants as the financial market intermediaries that interface with the CSD on their own behalf or on behalf of their underlying clients. Information about the types of Participants (namely Custodians, Non-Custodian Banks, Brokers, Asset Managers, and Others) is collected together with the number of Participants with segregation of Participant into Domestic and Non-Domestic.

5.2. Most of CSDs have Custodians, Brokers and other types of Participants.

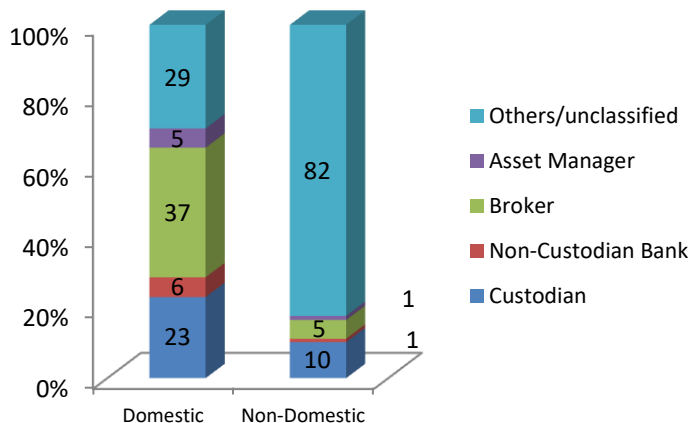
5.3. Average number of Participants in each CSD is 167.

5.4. Approximately 50% CSDs have Non-Domestic Participants. The percentage of Domestic and Non-Domestic Participants in each Participant category is provided in the following chart:



# OVERVIEW OF THE WORLD'S CSDs

5.5. Percentage distribution of various types of Domestic and Non-Domestic Participants are provided in the following chart:

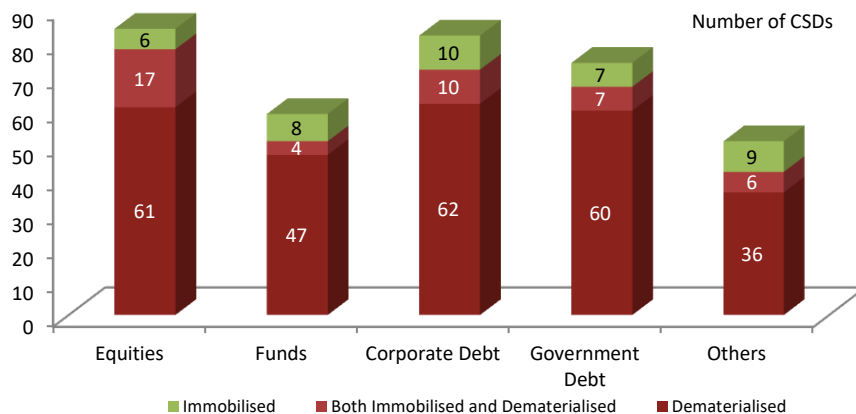


5.6. Brokers are the largest category of Domestic Participants. For Non-Domestic Participants, other/unclassified Participants have the largest representation.

## 6. FINANCIAL INSTRUMENTS

6.1. CSDs accept various types of financial instruments for deposit and/or settlement. These financial instruments are held in CSDs either in dematerialised or immobilised forms. Financial instruments are categorised as Equities, Collective Investment Vehicles (Funds), Government Debt, Corporate Debt, and Other types of instruments.

6.2. Number of CSDs where these financial instruments are accepted for deposit and/or settlement (along with form of custody namely immobilised and dematerialised) are shown in the following chart:



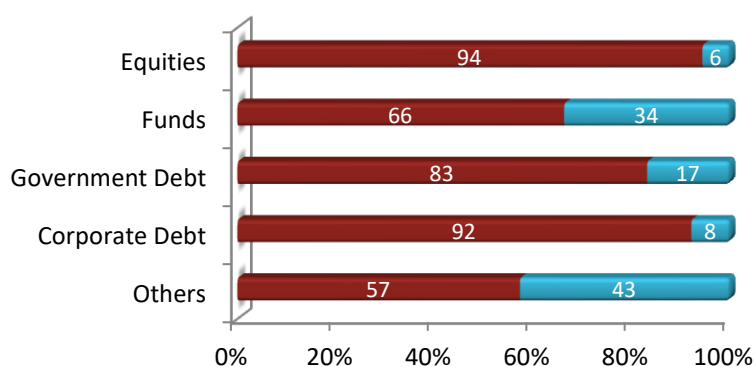
## OVERVIEW OF THE WORLD'S CSDs

6.3. From the information received, it is clear that most CSDs are holding securities in Dematerialised form. However, there are some cases where CSDs continue to hold certain securities in immobilised (physical) form.

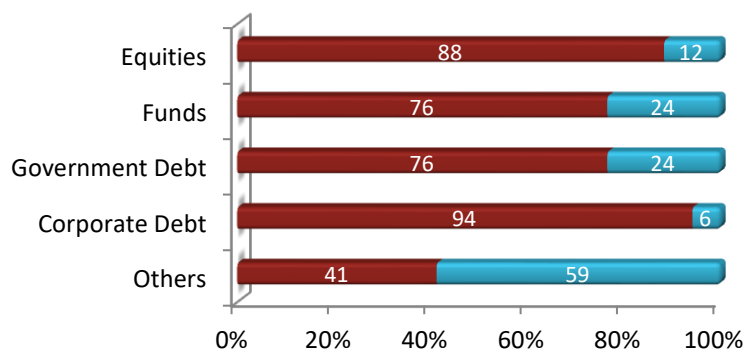
6.4. Eligible financial instruments for deposit and/or settlement in CSDs:

- Eligible for deposit and/or settlement
- Non-eligible for deposit and/or settlement

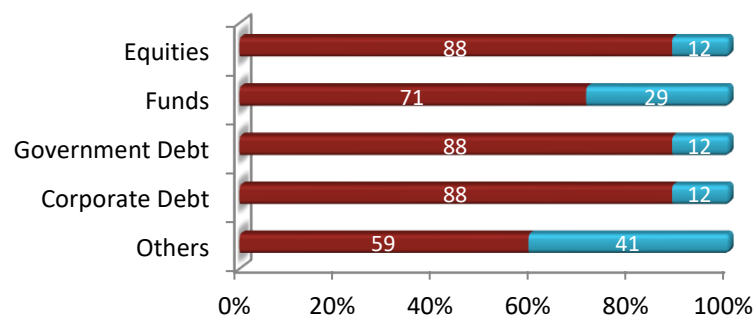
a. All CSDs (89)



b. ACG CSDs

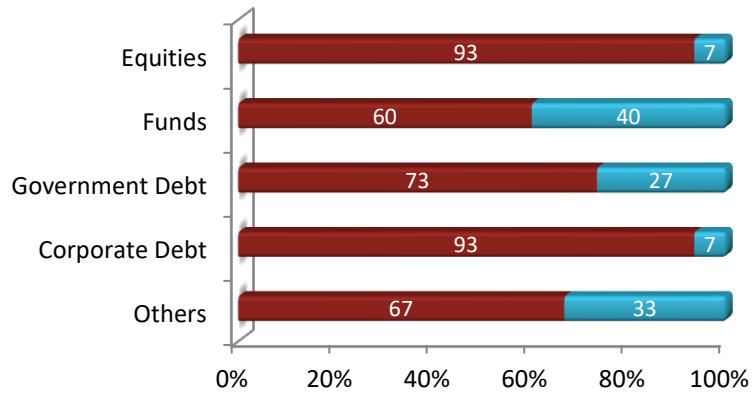


c. ACSDA CSDs

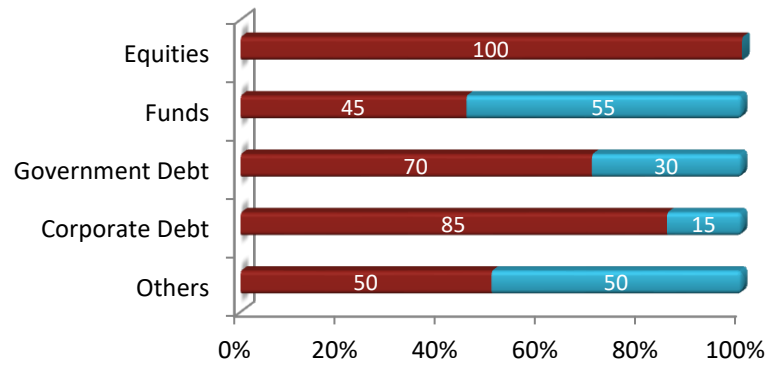


# OVERVIEW OF THE WORLD'S CSDs

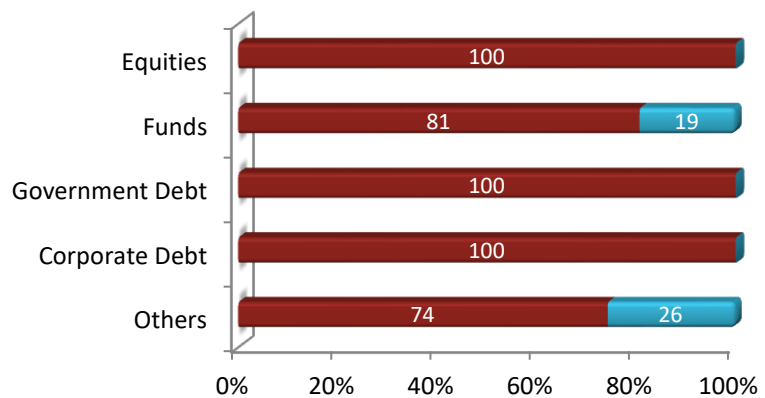
## d. AECSD CSDs



## e. AMEDA CSDs



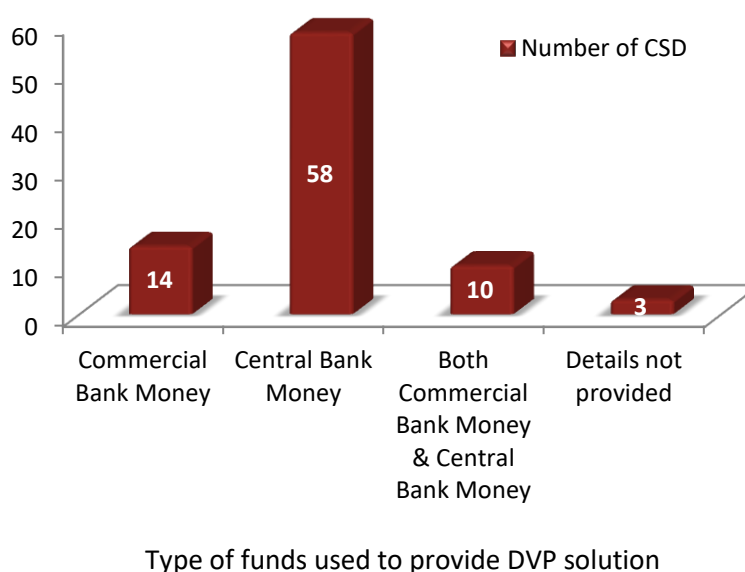
## f. ECSDA CSDs



## 7. DVP SOLUTION

7.1. From the information collected during the survey, it is observed that 92% of the CSDs (82) provide DVP solution facility.

7.2. Of the 82 CSDs, 58 settle using central bank funds and 14 use external commercial bank funds for settlement. Ten CSDs use both commercial bank and central bank funds for settlement.



7.3. Of the 92 CSDs, only 12 (or its group entity) have a banking licence.

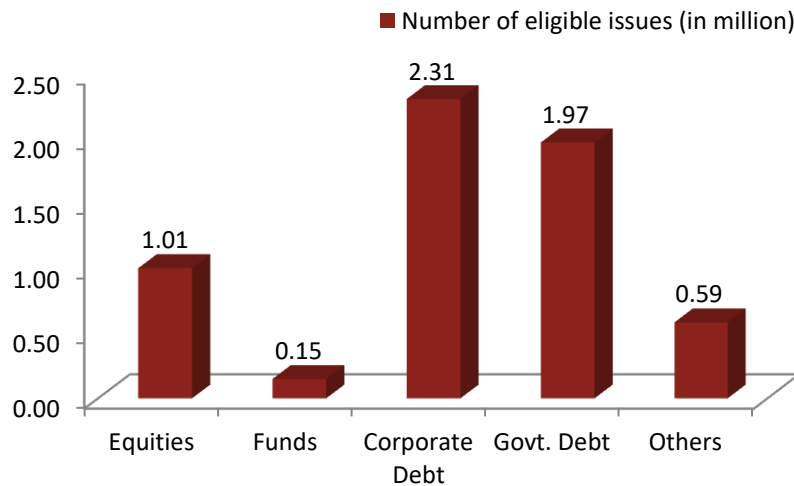
## 8. ELIGIBLE ISSUES

8.1. Number of distinct eligible issues for financial instruments for deposit and/or settlement is obtained by bifurcating financial instrument types as follows: Equities, Collective Investment Vehicles [CIV] (Funds), Debt (Federal/ National Government), Debt (Other Government Bodies), Debt (Corporate), and Others.

8.2. The total number of eligible issues across the 87 responding CSDs is 8.19 Million.

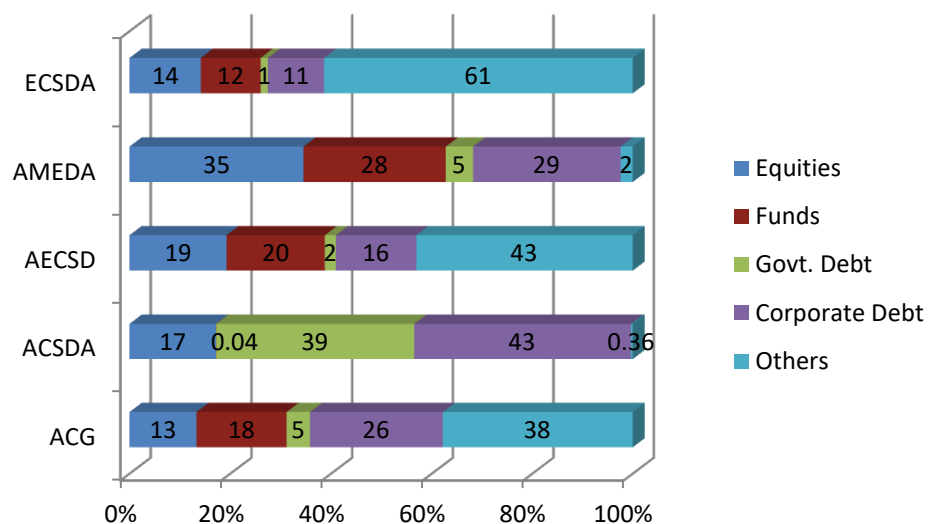
## OVERVIEW OF THE WORLD'S CSDs

8.3. The total number of eligible issues across all CSDs that provided the details with bifurcation in financial instruments are provided in the following chart:



*\*Excluding 2,163,358 eligible issues for which bifurcation data is not available.*

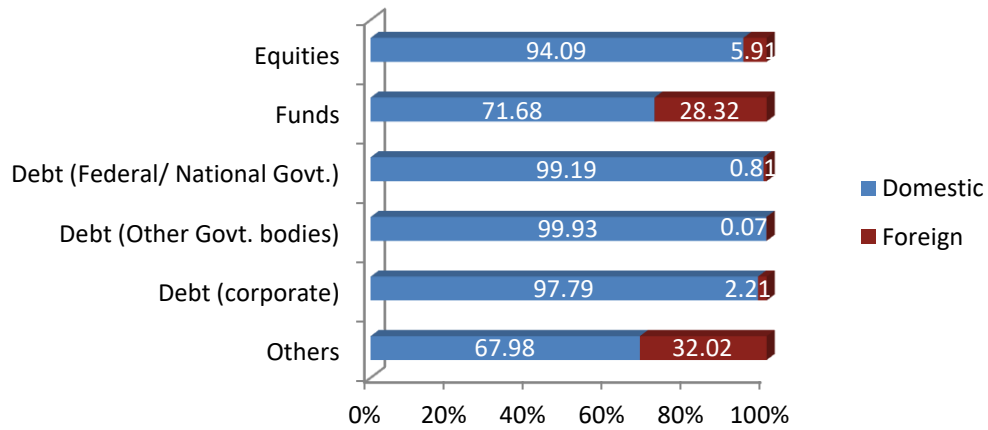
8.4. The percentages of distinct eligible issues for various financial instruments held by member CSDs under the respective regional associations are provided in the following chart (excluding the four CSDs that did not provide bifurcation of number of distinct eligible issues in financial instruments).





# OVERVIEW OF THE WORLD'S CSDs

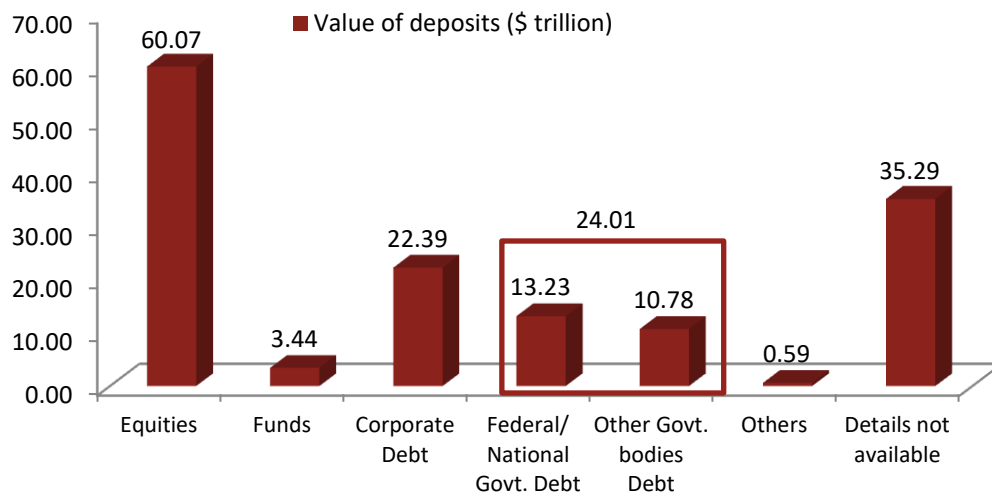
8.5. Percentage of Domestic and Foreign eligible issues categorized by instrument type is provided in the following chart (excluding four CSDs that did not provide details).



## 9. VALUE OF DEPOSITS

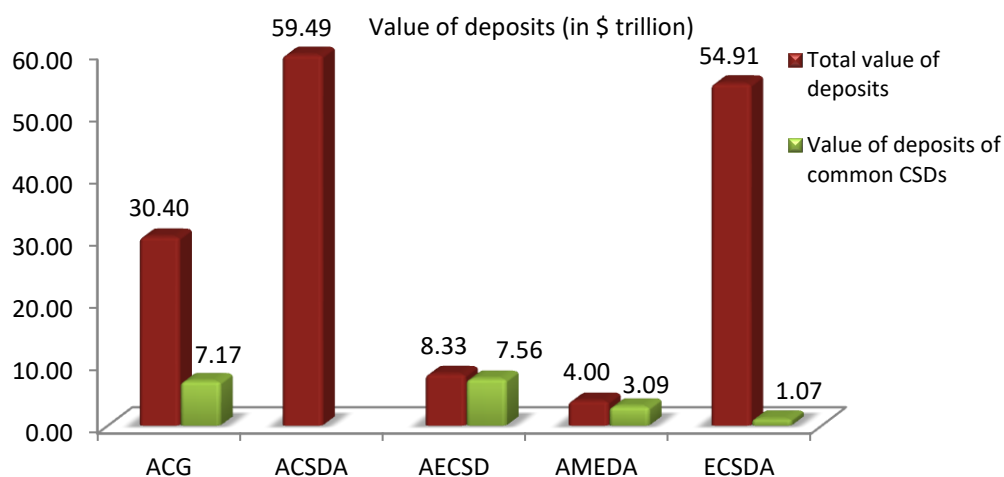
9.1. The value of deposits with CSDs for the various instruments is obtained based on bifurcation in financial instrument types namely Equities, CIV, Debt (Federal/ National Government), Debt (Other Government Bodies), Debt (Corporate), and others.

9.2. Total value of deposits (Custody Value) of all responding CSDs is \$145.80 trillion.



## OVERVIEW OF THE WORLD'S CSDs

9.3. By regional association, the value of deposits (\$ trillion) (Custody Value) is provided in the following chart. There are nine CSDs that are members of more than one association. Therefore, their value of deposits is included in each regional association that they are a member of.



9.4. Value of deposits of top CSDs in terms of value.

Total value of deposits (\$ trillion)		145.80
Top x CSDs	Value (\$ trillion)	% of total value
5	94.27	65
10	120.66	83
15	134.17	92
20	139.08	95

## 10. TRANSACTION VOLUMES

Information about the number of settlement instructions and the value of settlement instructions was included in the survey. Of the 92 CSDs, 82 provided the number of settlement instructions and 79 provided the value of settlement instructions. The total number of settlement instructions and the total value of transactions are as follows:

Particular	Total
Number of settlement instructions	1,806.72 million
Value of settlement instructions	\$ 1,568.99 trillion

# OVERVIEW OF THE WORLD'S CSDs

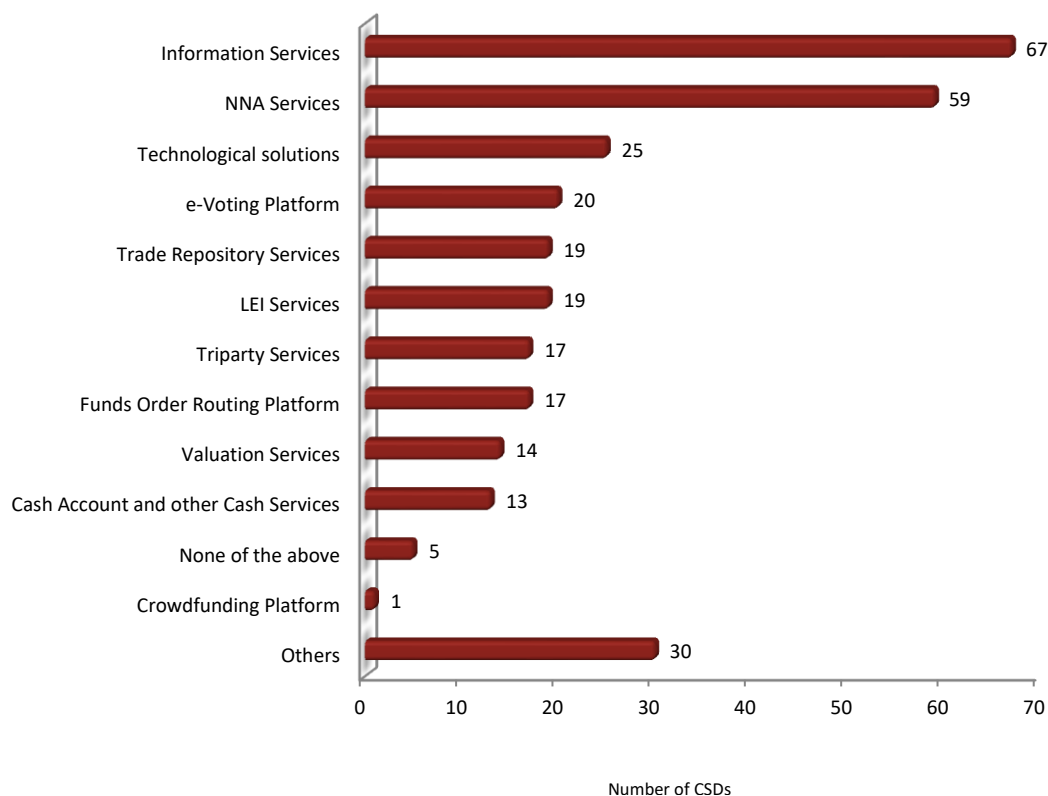
## 11. CORPORATE ACTIONS

Information about the number of corporate action events and value of corporate actions was included in the survey. Of the 92 CSDs, 76 provided the number of corporate action events and 64 provided the value of corporate actions. The total number of corporate action events and total value of corporate actions are as follows:

Item	Total
Number of corporate action events	10.34 millions
Value of corporate actions	\$ 25.97 trillions

## 12. CSD SERVICES

Services provided by various CSDs are provided below





# INDIVIDUAL CSD FACT SHEETS



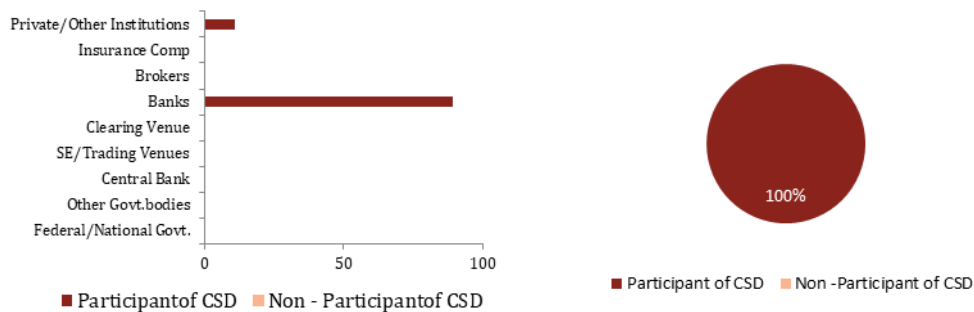


**❑ BASIC INFORMATION**

- **Regional Association :** AMEDA
- **Local Currency :** Algerian Dinar (DZD)
- **Conversion rate into USD :** 1 USD = 115.630 DZD (31-Dec-17)

**❑ OWNERSHIP (AS ON 31-Dec-17)**

- **CSD is not a part of group of infrastructure of stock exchange, central bank or holding company that owns other FMI.** Algeria CSD is controlled by the Financial Regulatory Market Authority called COSOB.
- **Shareholding Pattern (in %)**



- **Shares of CSD or holding company are not traded publicly.**

**❑ MARKET STRUCTURE**

- **Principal Account structure :** Omnibus
- **Financial Instruments accepted for deposit and/or settlement**
  - Equities
  - Collective Investment Vehicles
  - Government Debt
  - Corporate Debt
  - Others
- **Financial Instruments held in**
  - Dematerialised form** Equities, Government Debt and Corporate Debt
  - Immobilised form** -
- **CSD or its group company does not have banking license**
- **CSD has DVP solution**
- **CSD uses central bank money for settlement**

**❑ FULL TIME EMPLOYEES : 27**

❑ ANNUAL REVENUE

	in USD (in thousand i.e. '000)	
	01-Jan-16 to 31-Dec-16	01-Jan-17 to 31-Dec-17
Revenue from Operations	683.940	828.950
Other Income	-	-
	683.940	828.950

❑ LINKS WITH OTHER CSDs

- CSD does not have links with other CSD

❑ STATISTICS & VOLUME

- Number of accounts held by CSD (as on 31-Dec-17)

Beneficial Owner Accounts	-
Omnibus Accounts	299

- Number of Participants (as on 31-Dec-17) (Total: 34)

Domestic Participants	34
Non-Domestic Participants	-

- Type of Participants

- Domestic  
Custodian, Brokers and Others
- Non Domestic

- Number of eligible issues (as on 31-Dec-17) (Total: 38)

Instrument Type	Distinct Eligible Issue	
	Domestic	Foreign
Equities	5	-
CIV	-	-
Debt (Federal/ National Govt.)	27	-
Debt (Other Govt. bodies)	-	-
Debt (corporate)	6	-
Others	-	-
	38	-

- Value of Deposit (as on 31-Dec-17) (Total: 5,237.067)

Instrument Type	Value of Deposit in USD (in millions i.e. '000,000)	
	Domestic	Foreign
Equities	102.950	-
CIV	-	-
Debt (Federal/ National Govt.)	3,679.478	-
Debt (Other Govt. bodies)	-	-
Debt (corporate)	1,454.640	-
Others	-	-
	5,237.067	-



- <b>Settlement Instruction (During Calendar Year 2017)</b>	
<b>Number of Instructions</b>	473
<b>Value Instructions in USD (in millions i.e. '000,000)</b>	211.066
- <b>Corporate Action Events (During Calendar Year 2017)</b>	
<b>Number of Events handled by CSD</b>	39
<b>Value in USD (in millions i.e. '000,000)</b>	534.867

**☐ OTHER SERVICES**

- Trade Repository Services
- Information Services
- National Numbering Agency Services
- Technological solutions
- Triparty Services
- Legal Entity Identifier (LEI) Services
- Valuation Services
- Cash Account and other Cash Services
- e-Voting Platform
- Crowdfunding Platform
- Funds Order Routing Platform
- None of the above
- Others (Please specify):

**☐ MOST IMPORTANT EVENTS DURING THE PAST YEAR**

Algeria CSD, in collaboration with Bolsasy Mercados Españoles (BME) - the operator of all stock Markets and financial systems in Spain- is developping a project for the modernisation of the Algerian Financial System which consists in the analysis, design and implementation of an IT platform for the automation of the data systems of Algeria CSD.

The project is structured in two phases. The first one – which will be developed by BME in collaboration with AFI - covers the design and implementation of a platform for the automation of the data systems of financial market institutions, Algeria Stock Exchange « SGBV », Algeria CSD « Algérie Clearing » and COSOB « the Algerian Regulator ».

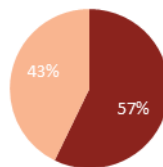
This project will lead to the modernisation of the entire value chain of the Algerian stock market.

## ❑ BASIC INFORMATION

- **Regional Association** : ACSDA
- **Local Currency** : Brazilian Real (BRL)
- **Conversion rate into USD** : 1 USD = 3.320 BRL (31-Dec-17)

## ❑ OWNERSHIP (AS ON 31-Dec-17)

- CSD is owned or controlled by stock exchange.
- Shareholding Pattern (in %)



■ Participant of CSD ■ Non-Participant of CSD

- Shares of CSD or holding company are publicly traded.

## ❑ MARKET STRUCTURE

- **Principal Account structure** : Beneficial Owner
- **Financial Instruments accepted for deposit and/or settlement**
  - Equities
  - Collective Investment Vehicles
  - Government Debt
  - Corporate Debt
  - Others
- **Financial Instruments held in**
  - Dematerialised form** Equities, Collective Investment Vehicles, Government Debt, Corporate Debt and Others
  - Immobilised form** Corporate Debt
- CSD or its group company does not have banking license
- CSD has DVP solution
- CSD uses central bank money for settlement

## ❑ FULL TIME EMPLOYEES : 120

## ANNUAL REVENUE

	in USD (in thousand i.e. '000)	
	01-Jan-17 to 31-Dec-17	01-Jan-18 to 31-Dec-18
Revenue from Operations	251,506.020	310,240.964
Other Income	-	-
	251,506.020	310,240.964

## LINKS WITH OTHER CSDs

- CSD has links with other CSD
  - o Number of Links with other CSDs - 2
    - Both inbound and outbound – 1 (Only Direct)
    - Only Outbound – 1 (Only Direct)
  - o Purpose of Links with other CSDs
    - Only FOP – 2 (Only Direct)

## STATISTICS & VOLUME

- Number of accounts held by CSD (as on 31-Dec-17)
  - Beneficial Owner Accounts 8,000,000
  - Omnibus Accounts -
- Number of Participants (as on 31-Dec-17) (Total: 172)
  - Domestic Participants 172
  - Non-Domestic Participants -
- Type of Participants
  - o Domestic
    - Custodian
  - o Non Domestic
    -
- Number of eligible issues (as on 31-Dec-17) (Total: 5,367)

Instrument Type	Distinct Eligible Issue	
	Domestic	Foreign
Equities	935	127
CIV	1,237	-
Debt (Federal/ National Govt.)	-	-
Debt (Other Govt. bodies)	-	-
Debt (corporate)	3,067	-
Others	1	-
	5,240	127

- **Value of Deposit (as on 31-Dec-17)** (Total: 823,356.325)

**Value of Deposit in USD (in millions i.e. '000,000)**

Instrument Type	Domestic	Foreign
Equities	547,162.952	1,294.277
CIV	37,015.361	-
Debt (Federal/ National Govt.)	-	-
Debt (Other Govt. bodies)	-	-
Debt (corporate)	237,745.181	-
Others	138.554	-
	822,062.048	1,294.277

- **Settlement Instruction (During Calendar Year 2017)**

**Number of Instructions** 284,000,000  
**Value Instructions in USD (in millions i.e. '000,000)** 876,607.229

- **Corporate Action Events (During Calendar Year 2017)**

**Number of Events handled by CSD** 5,000  
**Value in USD (in millions i.e. '000,000)** 16,818.072

## ☐ OTHER SERVICES

- Trade Repository Services
- Information Services
- National Numbering Agency Services
- Technological solutions
- Triparty Services
- Legal Entity Identifier (LEI) Services
- Valuation Services
- Cash Account and other Cash Services
- e-Voting Platform
- Crowdfunding Platform
- Funds Order Routing Platform
- None of the above
- Others (Please specify): Centralized Investors Registration, Liens and Encumbrances Service Platform, Internet Sales of Treasuries (Tesouro Direto), Emission and cancelation of Exchanged Traded Funds (ETFs)

## ☐ MOST IMPORTANT EVENTS DURING THE PAST YEAR

- **Liens and Encumbrances Services for financial assets deposited in CSD:** In 2018 B3 started to provide the Liens and Encumbrances Services for financial assets deposited in its environment. That was able due to improvements done at B3's platform and adaptations made on CSD 's normative as requested by Regulators.
- **Remote Voting improvements (e-Voting Platform):** During 2018 B3 CSD performed several improvements in its system of distance voting process. These followed the regulatory guidelines of the Brazilian securities exchange commission (ICVM 594) and other items raised by participants as valuable deliveries. Among these improvements are worth of

highlight: i) Allow Custodians to proceed with FIFO vote instructions through B3 files; ii) The system used by the issuers to register their meetings was reformulated to allow all the needs related to the regulation of the process; iii) Voting module in the B3 CSD system open 24 hours.

- **CSD services for other financial market infrastructure (FMI):** We worked together with other FMI to develop and execute the test plan of the Platform that was developed by B3 to allow other FMI to use B3's CSD services. Depository services to other FMI include: settlement and restriction services, management of equities placed as collateral and coverage of operations to be settled. Among the new functionalities it should be highlighted ISO 20022 message protocols for securities transfers and reconciliation control.
- **Project Settlement in T+2:** Given the implementation of the world's leading markets of cash equity market settlement in two business days (T+2) the adoption of the same cycle in the Brazilian market has become an important item on the initiative agendas of B3 and its participants. During 2018 B3, and its participants, acted in the following agenda on what regards the adoption of the T+2 cycle: i) Definition Project T+2's operational details and business model, ii) Setting up technical working groups based on processes with the objective of manage and support change within its own as well the participant's solutions. Revision and improvement of procedures and solutions should imply in enhancement of STP process throughout the whole chain of participants involved in Brazilian market post-trade routines. The Settlement in T+2 is expected to begin in May, 2019.
- **Provisioned cash events transfers:** This new service in B3 CSD system allowed Custodians to transfer provisioned corporate cash events with change of ownership. This delivery improves the operational flow of the participants when in the need of closing a specific account, usually related to investment funds and non-resident Investors, due to liquidation or closure of activities of the investor in the country. This functionality also follows the guidelines placed forward by the Brazilian securities commission exchange (ICVM 560/2014 and ICVM 555/2014).
- **Brazilian Central Bank BACENJUD 2.0:** Brazilian Central Bank system BACENJUD operates as instrument platform of the communication between judiciary and the financial institutions with technical intermediation of the Brazilian Central bank, where judicial orders are of responsibility and zeal of the judiciary. The participant's financial institutions are responsible to obey the orders which imply in the blockage of a given security or equivalent financial amount can be transmitted from the legal judicial body. Flowing enhancement performed by the Brazilian Central Bank on the BACENJUD system as well as the increase in the number and categories of institutions which are now connected through BACENJUD. The B3 central securities depository delivered new functionalities in 2018 which allowed Custodians to handle possible orders for judicial blockades.
- **Improvements in Government Treasuries Bonds Operation (Tesouro Direto):** During the year of 2018 B3 CSD, responsible for Internet Sales of Government Treasuries bonds system platform, delivered a series of improvement to market participants related to this product. Among these improvements are worth of highlight:

i) The purchase settlement flow was altered from T + 2 to T + 1 following a request from the Brazilian National Direto's investor regarding the negotiation and also to adapt the product to the large part of the fixed income products available in the market; Treasury. The main objective of this delivery was to give more transparency to the Tesouro ii) the Tesouro Direto's App was released. The new App had the objective of modernizing investors' access to the Tesouro Direto trading platform; iii) B3 CSD delivered a service for the blocking of public bonds by judicial request for service to BACENJUD, attendance at a request from the Central Bank of Brazil, where Tesouro Direto started to offer financial institutions a new service for blocking securities TD by request.



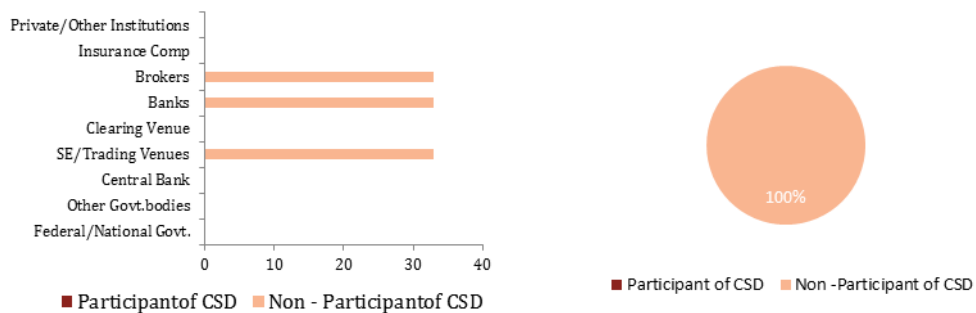
**❑ BASIC INFORMATION**

- **Regional Association :** ACSDA
- **Local Currency :** Bahamian Dollar (BSD)
- **Conversion rate into USD :** 1 USD = 1.000 BSD (31-Dec-17)

**❑ OWNERSHIP (AS ON 31-Dec-17)**

- **CSD is not a part of group of infrastructure of stock exchange, central bank or holding company that owns other FMI. Bank & Broker.**

- **Shareholding Pattern (in %)**



- **Shares of CSD or holding company are not traded publicly.**

**❑ MARKET STRUCTURE**

- **Principal Account structure :** Beneficial Owner (Omnibus Accounts can also be opened)

- **Financial Instruments accepted for deposit and/or settlement**

- Equities
- Collective Investment Vehicles
- Government Debt
- Corporate Debt
- Others

- **Financial Instruments held in**

- Dematerialised form** -
- Immobilised form** Equities, Government Debt and Corporate Debt

- **CSD or its group company does not have banking license**

- **CSD does not have DVP solution**

**❑ FULL TIME EMPLOYEES : 10**

## ANNUAL REVENUE

	in USD (in thousand i.e. '000)	
	01-Jan-17 to 31-Dec-17	01-Jan-18 to 31-Dec-18
Revenue from Operations	1,371.000	1,476.000
Other Income	199.000	271.000
	1,570.000	1,747.000

## LINKS WITH OTHER CSDs

- CSD does not have links with other CSD

## STATISTICS & VOLUME

- Number of accounts held by CSD (as on 31-Dec-17)

Beneficial Owner Accounts	66,568
Omnibus Accounts	64

- Number of Participants (as on 31-Dec-17) (Total: -)

Domestic Participants	-
Non-Domestic Participants	-

- Type of Participants

- o Domestic
- 
- o Non Domestic
- 

- Number of eligible issues (as on 31-Dec-17) (Total: 57)

Instrument Type	Distinct Eligible Issue	
	Domestic	Foreign
Equities	43	-
CIV	-	-
Debt (Federal/ National Govt.)	-	-
Debt (Other Govt. bodies)	11	-
Debt (corporate)	3	-
Others	-	-
	57	-

- Value of Deposit (as on 31-Dec-17) (Total: 162,941.878)

Instrument Type	Value of Deposit in USD (in millions i.e. '000,000)	
	Domestic	Foreign
Equities	124,926.155	-
CIV	-	-
Debt (Federal/ National Govt.)	-	-
Debt (Other Govt. bodies)	34,592.746	-
Debt (corporate)	3,422.977	-
Others	-	-
	162,941.878	-



-	<b>Settlement Instruction (During Calendar Year 2017)</b>	
	Number of Instructions	-
	Value Instructions in USD (in millions i.e. '000,000)	-
-	<b>Corporate Action Events (During Calendar Year 2017)</b>	
	Number of Events handled by CSD	143
	Value in USD (in millions i.e. '000,000)	162,941.878

**OTHER SERVICES**

- Trade Repository Services
- Information Services
- National Numbering Agency Services
- Technological solutions
- Triparty Services
- Legal Entity Identifier (LEI) Services
- Valuation Services
- Cash Account and other Cash Services
- e-Voting Platform
- Crowdfunding Platform
- Funds Order Routing Platform
- None of the above
- Others (Please specify):

**MOST IMPORTANT EVENTS DURING THE PAST YEAR**

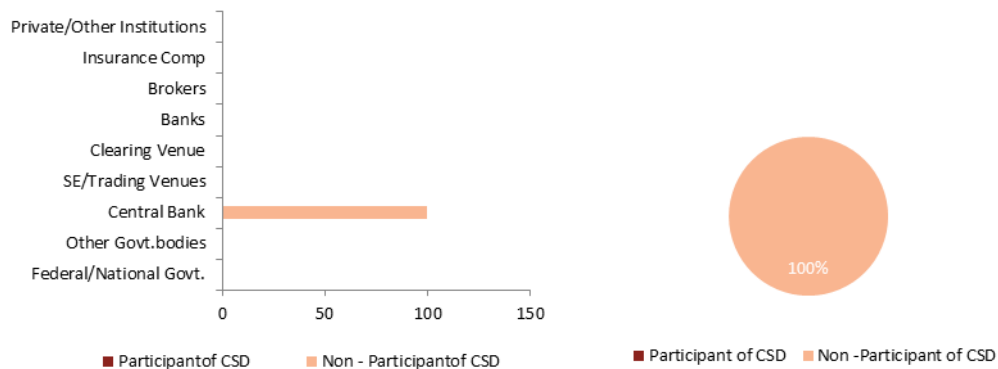
Our CSD was accepted as a member of the Americas' Central Securities Depositories Association (ACSDA). This was an important step because we plan to utilize membership in ACSDA as a major resource for further growth and development of our unique business, to get information on best practices for CSDs in the region and around the world and to build lasting business contacts and relationships.

## ❑ BASIC INFORMATION

- **Regional Association** : ACSDA
- **Local Currency** : US Dollar (USD)

## ❑ OWNERSHIP (AS ON 31-Dec-17)

- CSD is owned or controlled by central bank.
- **Shareholding Pattern (in %)**



- **Shares of CSD or holding company are not traded publicly.**

## ❑ MARKET STRUCTURE

- **Principal Account structure** : Beneficial Owner (Omnibus Accounts can also be opened)
- **Financial Instruments accepted for deposit and/or settlement**
  - Equities
  - Collective Investment Vehicles
  - Government Debt
  - Corporate Debt
  - Others
- **Financial Instruments held in**
  - Dematerialised form** : Equities, Collective Investment Vehicles and Corporate Debt
  - Immobilised form** : -
- **CSD or its group company does not have banking license**
- **CSD has DVP solution**
- **CSD uses central bank money for settlement**

❑ **FULL TIME EMPLOYEES : 16**

❑ **ANNUAL REVENUE**

	in USD (in thousand i.e. '000)	
	01-Jan-16 to 31-Dec-16	01-Jan-17 to 31-Dec-17
Revenue from Operations	5,874.000	5,000.000
Other Income	-	-
	5,874.000	5,000.000

❑ **LINKS WITH OTHER CSDs**

- CSD does not have links with other CSD

❑ **STATISTICS & VOLUME**

- **Number of accounts held by CSD (as on 31-Dec-17)**

Beneficial Owner Accounts	5,161
Omnibus Accounts	30

- **Number of Participants (as on 31-Dec-17) (Total: 30)**

Domestic Participants	30
Non-Domestic Participants	-

- **Type of Participants**

- Domestic
  - Others
- Non Domestic

- **Number of eligible issues (as on 31-Dec-17) (Total: 1,227)**

Instrument Type	Distinct Eligible Issue	
	Domestic	Foreign
Equities	-	-
CIV	-	-
Debt (Federal/ National Govt.)	-	-
Debt (Other Govt. bodies)	-	-
Debt (corporate)	-	-
Others	-	-
	-	-

- **Value of Deposit (as on 31-Dec-17)** (Total: 22,753.000)

**Value of Deposit in USD (in millions i.e. '000,000)**

Instrument Type	Domestic	Foreign
Equities	2,970.000	-
CIV	-	-
Debt (Federal/ National Govt.)	15,561.000	-
Debt (Other Govt. bodies)	3,496.000	-
Debt (corporate)	726.000	-
Others	-	-
	22,753.000	-

- **Settlement Instruction (During Calendar Year 2017)**

Number of Instructions	6,083
Value Instructions in USD (in millions i.e. '000,000)	4864.000

- **Corporate Action Events (During Calendar Year 2017)**

Number of Events handled by CSD	-
Value in USD (in millions i.e. '000,000)	-

## OTHER SERVICES

- Trade Repository Services
- Information Services
- National Numbering Agency Services
- Technological solutions
- Triparty Services
- Legal Entity Identifier (LEI) Services
- Valuation Services
- Cash Account and other Cash Services
- e-Voting Platform
- Crowdfunding Platform
- Funds Order Routing Platform
- None of the above
- Others (Please specify):

## MOST IMPORTANT EVENTS DURING THE PAST YEAR

Operations issue and register, transfer, settlement instructions, operations clearance.



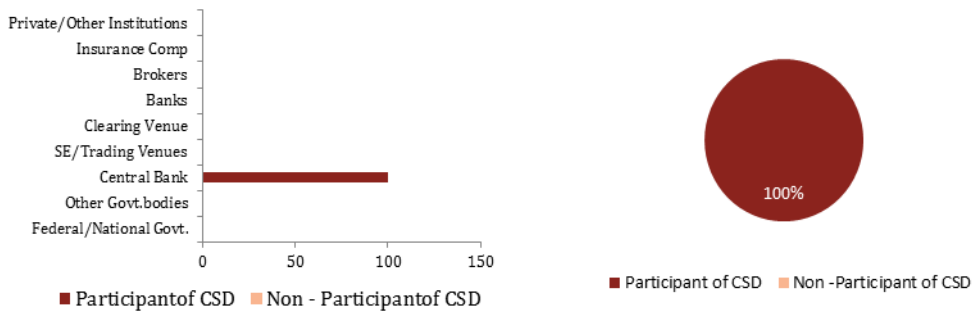
## ❑ BASIC INFORMATION

- **Regional Association** : ACSDA
- **Local Currency** : Uruguayan Peso (UYU)
- **Conversion rate into USD** : 1 USD = 28.830 UYU (31-Dec-17)

## ❑ OWNERSHIP (AS ON 31-Dec-17)

- **CSD is owned or controlled by central bank.**

### - Shareholding Pattern (in %)



- **Shares of CSD or holding company are not traded publicly.**

## ❑ MARKET STRUCTURE

- **Principal Account structure** : Omnibus
- **Financial Instruments accepted for deposit and/or settlement**
  - Equities
  - Collective Investment Vehicles
  - Government Debt
  - Corporate Debt
  - Others
- **Financial Instruments held in**
  - Dematerialised form** : Equities and Government Debt
  - Immobilised form** : Equities, Collective Investment Vehicles, Government Debt, Corporate Debt and Others
- **CSD or its group company does not have banking license**
- **CSD has DVP solution**
- **CSD uses central bank money for settlement**

## ❑ FULL TIME EMPLOYEES : 12

## ANNUAL REVENUE

	in USD (in thousand i.e. '000)	
	01-Jan-17 to 31-Dec-17	01-Jan-18 to 31-Dec-18
Revenue from Operations	2,740.200	3,052.376
Other Income	-	-
	2,740.200	3,052.376

## LINKS WITH OTHER CSDs

- CSD has links with other CSD
  - o Number of Links with other CSDs - 1
    - Both inbound and outbound - 1 (Only Direct)
  - o Purpose of Links with other CSDs
    - Both DVP and FOP - 1 (Only Direct)

## STATISTICS & VOLUME

- Number of accounts held by CSD (as on 31-Dec-17)
 

Beneficial Owner Accounts	-
Omnibus Accounts	120
- Number of Participants (as on 31-Dec-17) (Total: 81)
 

Domestic Participants	81
Non-Domestic Participants	-
- Type of Participants
  - o Domestic
    - Custodian, Non Custodian Banks, Brokers, Asset Managers and Others
  - o Non Domestic

Instrument Type	Distinct Eligible Issue	
	Domestic	Foreign
Equities	10	-
CIV	-	-
Debt (Federal/ National Govt.)	62	20
Debt (Other Govt. bodies)	34	38
Debt (corporate)	98	70
Others	193	121
	397	249

- **Value of Deposit (as on 31-Dec-17)** (Total: 13,377.352)

**Value of Deposit in USD (in millions i.e. '000,000)**

Instrument Type	Domestic	Foreign
Equities	16.892	-
CIV	-	-
Debt (Federal/ National Govt.)	10,971.315	2.956
Debt (Other Govt. bodies)	568.852	0.737
Debt (corporate)	1,815.505	0.342
Others	0.615	0.139
	13,373.178	4.173

- **Settlement Instruction (During Calendar Year 2017)**

<b>Number of Instructions</b>	1,291
<b>Value Instructions in USD (in millions i.e. '000,000)</b>	2.286

- **Corporate Action Events (During Calendar Year 2017)**

<b>Number of Events handled by CSD</b>	-
<b>Value in USD (in millions i.e. '000,000)</b>	-

**OTHER SERVICES**

- Trade Repository Services
- Information Services
- National Numbering Agency Services
- Technological solutions
- Triparty Services
- Legal Entity Identifier (LEI) Services
- Valuation Services
- Cash Account and other Cash Services
- e-Voting Platform
- Crowdfunding Platform
- Funds Order Routing Platform
- None of the above
- Others (Please specify):

**MOST IMPORTANT EVENTS DURING THE PAST YEAR**

- Use of SWIFT platform
- ANNA membership
- Continuity plan implementation



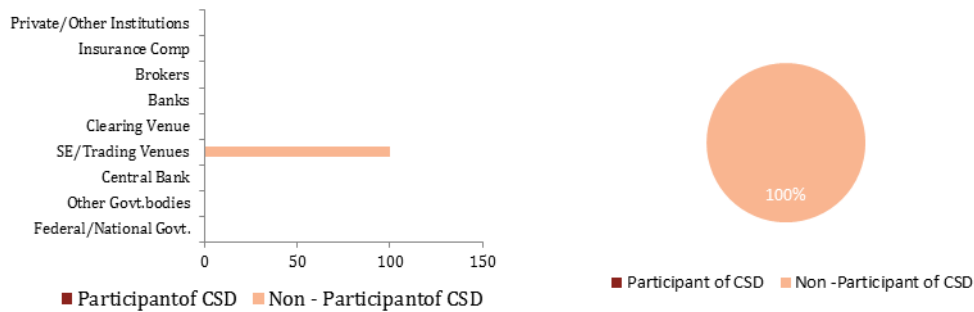
## ❑ BASIC INFORMATION

- **Regional Association** : ACSDA
- **Local Currency** : Barbadian or Bajan Dollar (BBD)
- **Conversion rate into USD** : 1 USD = 2.000 BBD (31-Dec-17)

## ❑ OWNERSHIP (AS ON 31-Dec-17)

- **CSD is owned or controlled by stock exchange.**

### - Shareholding Pattern (in %)



- **Shares of CSD or holding company are not traded publicly.**

## ❑ MARKET STRUCTURE

- **Principal Account structure** : Beneficial Owner
- **Financial Instruments accepted for deposit and/or settlement**
  - Equities
  - Collective Investment Vehicles
  - Government Debt
  - Corporate Debt
  - Others
- **Financial Instruments held in**
  - Dematerialised form** : Equities and Collective Investment Vehicles
  - Immobilised form** : Equities
- **CSD or its group company does not have banking license**
- **CSD has DVP solution**
- **CSD uses central bank money for settlement**

## ❑ FULL TIME EMPLOYEES : 16



## ANNUAL REVENUE

	in USD (in thousand i.e. '000)	
	01-Jan-16 to 31-Dec-16	01-Jan-17 to 31-Dec-17
Revenue from Operations	843.000	770.500
Other Income	21.000	22.500
	864.000	793.000

## LINKS WITH OTHER CSDs

- CSD has links with other CSD
  - o Number of Links with other CSDs - 3
    - Both inbound and outbound – 3 (Only Indirect)
  - o Purpose of Links with other CSDs
    - Only FOP – 3 (Only Indirect)

## STATISTICS & VOLUME

- Number of accounts held by CSD (as on 31-Dec-17)
 

Beneficial Owner Accounts	60,000
Omnibus Accounts	-
- Number of Participants (as on 31-Dec-17) (Total: 9)
 

Domestic Participants	9
Non-Domestic Participants	-
- Type of Participants
  - o Domestic
    - Brokers
  - o Non Domestic
- 
- Number of eligible issues (as on 31-Dec-17) (Total: 20)

Instrument Type	Distinct Eligible Issue	
	Domestic	Foreign
Equities	14	4
CIV	2	-
Debt (Federal/ National Govt.)	-	-
Debt (Other Govt. bodies)	-	-
Debt (corporate)	-	-
Others	-	-
	16	4

- Value of Deposit (as on 31-Dec-17) (Total: 4,349.283)

Value of Deposit in USD (in millions i.e. '000,000)

Instrument Type	Domestic	Foreign
Equities	3,668.936	658.792
CIV	21.555	-
Debt (Federal/ National Govt.)	-	-
Debt (Other Govt. bodies)	-	-
Debt (corporate)	-	-
Others	-	-
	3,690.491	658.792

- Settlement Instruction (During Calendar Year 2017)

Number of Instructions 1,510  
Value Instructions in USD (in millions i.e. '000,000) 4.147

- Corporate Action Events (During Calendar Year 2017)

Number of Events handled by CSD 26  
Value in USD (in millions i.e. '000,000) 54.970

## OTHER SERVICES

- Trade Repository Services
- Information Services
- National Numbering Agency Services
- Technological solutions
- Triparty Services
- Legal Entity Identifier (LEI) Services
- Valuation Services
- Cash Account and other Cash Services
- e-Voting Platform
- Crowdfunding Platform
- Funds Order Routing Platform
- None of the above
- Others (Please specify):

## MOST IMPORTANT EVENTS DURING THE PAST YEAR

In January, BCSDI switched its systems to cloud storage.

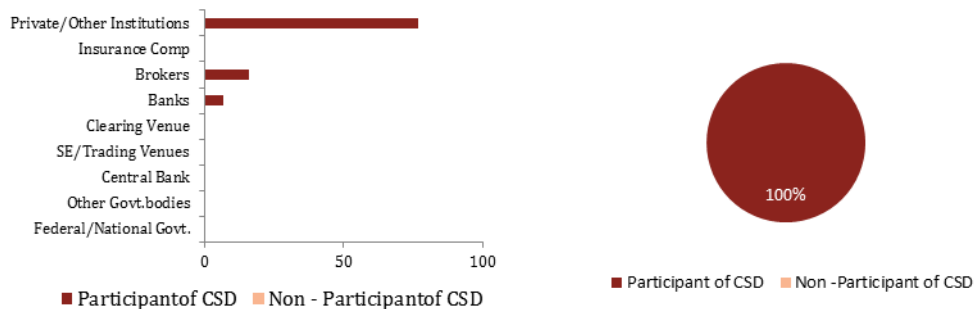
**❑ BASIC INFORMATION**

- **Regional Association :** ACSDA
- **Local Currency :** Paraguayan Guarani (PYG)
- **Conversion rate into USD :** 1 USD = 5595.000 PYG (31-Dec-17)

**❑ OWNERSHIP (AS ON 31-Dec-17)**

- **CSD is owned or controlled by stock exchange.**

- **Shareholding Pattern (in %)**



- **Shares of CSD or holding company are not traded publicly.**

**❑ MARKET STRUCTURE**

- **Principal Account structure :** Beneficial Owner
- **Financial Instruments accepted for deposit and/or settlement**
  - Equities
  - Collective Investment Vehicles
  - Government Debt
  - Corporate Debt
  - Others
- **Financial Instruments held in**
  - Dematerialised form**      Collective Investment Vehicles, Government Debt and Corporate Debt
  - Immobilised form**            -
- **CSD or its group company does not have banking license**
- **CSD does not have DVP solution**

**❑ FULL TIME EMPLOYEES : 18**

## ANNUAL REVENUE

	in USD (in thousand i.e. '000)	
	01-Jan-17 to 31-Dec-17	01-Jan-18 to 31-Dec-18
Revenue from Operations	25.250	73.593
Other Income	-	-
	25.250	73.593

## LINKS WITH OTHER CSDs

- CSD does not have links with other CSD

## STATISTICS & VOLUME

- Number of accounts held by CSD (as on 31-Dec-17)

Beneficial Owner Accounts	8,251
Omnibus Accounts	-

- Number of Participants (as on 31-Dec-17) (Total: 19)

Domestic Participants	19
Non-Domestic Participants	-

- Type of Participants

- o Domestic  
Custodian, Brokers and Asset Managers
- o Non Domestic

- Number of eligible issues (as on 31-Dec-17) (Total: 468)

Instrument Type	Distinct Eligible Issue	
	Domestic	Foreign
Equities	-	-
CIV	1	-
Debt (Federal/ National Govt.)	9	-
Debt (Other Govt. bodies)	18	-
Debt (corporate)	417	-
Others	23	-
	468	-

- Value of Deposit (as on 31-Dec-17) (Total: 1,129.003)

Instrument Type	Value of Deposit in USD (in millions i.e. '000,000)	
	Domestic	Foreign
Equities	0.403	-
CIV	5.090	-
Debt (Federal/ National Govt.)	45.729	-
Debt (Other Govt. bodies)	402.077	-
Debt (corporate)	639.142	-
Others	36.563	-
	1,129.003	-

- <b>Settlement Instruction (During Calendar Year 2017)</b>	
<b>Number of Instructions</b>	6,319
<b>Value Instructions in USD (in millions i.e. '000,000)</b>	144.336
- <b>Corporate Action Events (During Calendar Year 2017)</b>	
<b>Number of Events handled by CSD</b>	28
<b>Value in USD (in millions i.e. '000,000)</b>	89.795

**OTHER SERVICES**

- Trade Repository Services
- Information Services
- National Numbering Agency Services
- Technological solutions
- Triparty Services
- Legal Entity Identifier (LEI) Services
- Valuation Services
- Cash Account and other Cash Services
- e-Voting Platform
- Crowdfunding Platform
- Funds Order Routing Platform
- None of the above
- Others (Please specify):

**MOST IMPORTANT EVENTS DURING THE PAST YEAR**

The most important events of our CSD are the projects to dematerialize equities and Banks Certificate of Deposit (CD).

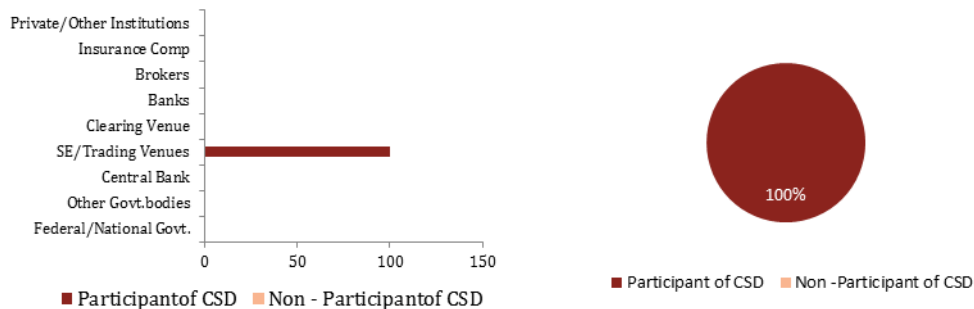
**❑ BASIC INFORMATION**

- **Regional Association** : ACSDA
- **Local Currency** : Argentine Peso (ARS)
- **Conversion rate into USD** : 1 USD = 18.620 ARS (31-Dec-17)

**❑ OWNERSHIP (AS ON 31-Dec-17)**

- **CSD is owned or controlled by stock exchange.**

- **Shareholding Pattern (in %)**



- **Shares of CSD or holding company are publicly traded.**

**❑ MARKET STRUCTURE**

- **Principal Account structure** : Beneficial Owner (Omnibus Accounts can also be opened)

- **Financial Instruments accepted for deposit and/or settlement**

- Equities
- Collective Investment Vehicles
- Government Debt
- Corporate Debt
- Others

- **Financial Instruments held in**

**Dematerialised form** Equities, Collective Investment Vehicles, Government Debt, Corporate Debt and Others

**Immobilised form** -

- **CSD or its group company does not have banking license**

- **CSD has DVP solution**

- **CSD uses central bank money for settlement**

**❑ FULL TIME EMPLOYEES : 200**

## □ ANNUAL REVENUE

	in USD (in thousand i.e. '000)	
	01-Jan-17 to 31-Dec-17	01-Jan-18 to 31-Dec-18
Revenue from Operations	50,477.650	95,459.721
Other Income	55,488.350	211,727.175
	105,965.990	307,186.896

## □ LINKS WITH OTHER CSDs

- CSD has links with other CSD
  - Number of Links with other CSDs - 5
    - Both inbound and outbound – 2 (Only Direct)
    - Only Outbound – 3 (Only Direct)
  - Purpose of Links with other CSDs
    - Both DVP and FOP – 3 (Only Direct)
    - Only FOP – 2 (Only Direct)

## □ STATISTICS & VOLUME

- Number of accounts held by CSD (as on 31-Dec-17)
 

Beneficial Owner Accounts	378,000
Omnibus Accounts	728
- Number of Participants (as on 31-Dec-17) (Total: 728)
 

Domestic Participants	723
Non-Domestic Participants	5
- Type of Participants
  - Domestic  
Custodian, Non Custodian Banks, Brokers, Asset Managers and Others
  - Non Domestic  
Custodian and Brokers

- Number of eligible issues (as on 31-Dec-17) (Total: 5,300)

Instrument Type	Distinct Eligible Issue	
	Domestic	Foreign
Equities	1,374	-
CIV	753	-
Debt (Federal/ National Govt.)	1,412	28
Debt (Other Govt. bodies)	-	-
Debt (corporate)	1,593	32
Others	102	6
	5,234	66



- **Value of Deposit (as on 31-Dec-17)** (Total: 180,246.423)

**Value of Deposit in USD (in millions i.e. '000,000)**

Instrument Type	Domestic	Foreign
Equities	21.574	-
CIV	151.015	-
Debt (Federal/ National Govt.)	179,060.687	742.529
Debt (Other Govt. bodies)	-	-
Debt (corporate)	172.589	75.756
Others	21.574	0.698
	179,427.438	818.983

- **Settlement Instruction (During Calendar Year 2017)**

**Number of Instructions** -

**Value Instructions in USD (in millions i.e. '000,000)** -

- **Corporate Action Events (During Calendar Year 2017)**

**Number of Events handled by CSD** 12,673

**Value in USD (in millions i.e. '000,000)** 414,223.738

#### **OTHER SERVICES**

- Trade Repository Services
- Information Services
- National Numbering Agency Services
- Technological solutions
- Triparty Services
- Legal Entity Identifier (LEI) Services
- Valuation Services
- Cash Account and other Cash Services
- e-Voting Platform
- Crowdfunding Platform
- Funds Order Routing Platform
- None of the above
- Others (Please specify):

#### **MOST IMPORTANT EVENTS DURING THE PAST YEAR**

Caja de Valores and BYMA has introduced the short selling and securities lending in the Argentinian market. The new securities lending programme is available on BYMA, allowing short selling of both equity and fixed income.

Loans would be overnight to cover fails, and for a maximum of two months. Brokers are responsible to post the collateral, with the central counterparty (CCP) guaranteeing the loans. Finally, CVSA keeps track of securities on-loan on the lender's account, as well managing corporate actions.





DVP settlement on the domestic transactions was implemented on 05/02/18, when one leg is an ICSD. The next step is to include the domestic settlement to all other domestic participants.

IT developments:

CVSA have sent an RFI for the redesign of the CSD custody system. The proposals received are being evaluated. The estimated implementation term is from 3 to 4 years.

Local legislation developments:

The National Securities Commission (CNV): Has approved The Securities lending programme and short selling.

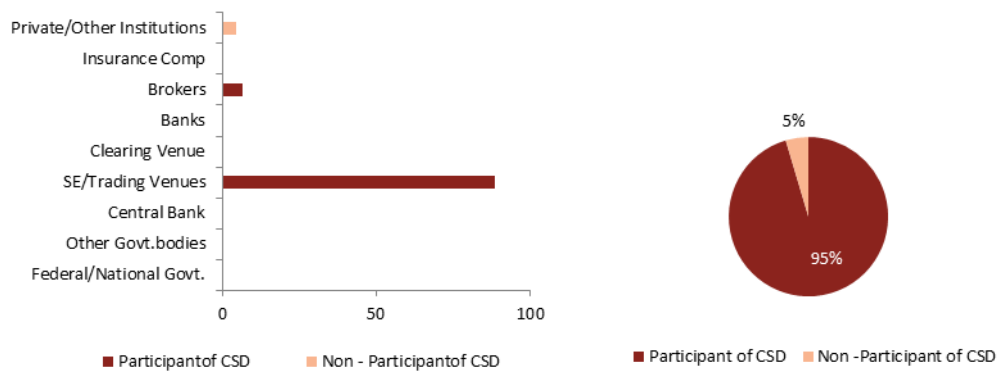
**❑ BASIC INFORMATION**

- **Regional Association :** ACSDA
- **Local Currency :** US Dollar (USD)

**❑ OWNERSHIP (AS ON 31-Dec-17)**

- **CSD is not a part of group of infrastructure of stock exchange, central bank or holding company that owns other FMI.** The CSD is not part of any group.

- **Shareholding Pattern (in %)**



- **Shares of CSD or holding company are publicly traded.**

**❑ MARKET STRUCTURE**

- **Principal Account structure :** Beneficial Owner
- **Financial Instruments accepted for deposit and/or settlement**
  - Equities
  - Collective Investment Vehicles
  - Government Debt
  - Corporate Debt
  - Others
- **Financial Instruments held in**
  - Dematerialised form** Equities, Government Debt and Corporate Debt
  - Immobilised form** Equities and Government Debt
- **CSD or its group company does not have banking license**
- **CSD does not have DVP solution**

**❑ FULL TIME EMPLOYEES : 12**

**ANNUAL REVENUE**

	in USD (in thousand i.e. '000)	
	01-Jan-16 to 31-Dec-16	01-Jan-17 to 31-Dec-17
Revenue from Operations	1,138.000	1,087.000
Other Income	118.000	128.000
	1,256.000	1,215.000

**LINKS WITH OTHER CSDs**

- CSD does not have links with other CSD

**STATISTICS & VOLUME**

- Number of accounts held by CSD (as on 31-Dec-17)

Beneficial Owner Accounts	18,586
Omnibus Accounts	-

- Number of Participants (as on 31-Dec-17) (Total: 29)

Domestic Participants	25
Non-Domestic Participants	4

- Type of Participants

- o Domestic  
Non Custodian Banks, Brokers and Others
- o Non Domestic  
Custodian

- Number of eligible issues (as on 31-Dec-17) (Total: 240)

Instrument Type	Distinct Eligible Issue	
	Domestic	Foreign
Equities	47	40
CIV	-	-
Debt (Federal/ National Govt.)	10	9
Debt (Other Govt. bodies)	8	33
Debt (corporate)	53	29
Others	9	2
	127	113

- Value of Deposit (as on 31-Dec-17) (Total: 6,250.530)

Instrument Type	Value of Deposit in USD (in millions i.e. '000,000)	
	Domestic	Foreign
Equities	912.500	1.200
CIV	-	-
Debt (Federal/ National Govt.)	1,602.600	1,124.100
Debt (Other Govt. bodies)	201.900	30.330
Debt (corporate)	1,864.200	493.500
Others	18.400	1.800
	4,599.600	1,650.930

<b>- Settlement Instruction (During Calendar Year 2017)</b>	
Number of Instructions	17,667
Value Instructions in USD (in millions i.e. '000,000)	5,781.700
<b>- Corporate Action Events (During Calendar Year 2017)</b>	
Number of Events handled by CSD	1
Value in USD (in millions i.e. '000,000)	100,000.000

**☐ OTHER SERVICES**

- Trade Repository Services
- Information Services
- National Numbering Agency Services
- Technological solutions
- Triparty Services
- Legal Entity Identifier (LEI) Services
- Valuation Services
- Cash Account and other Cash Services
- e-Voting Platform
- Crowdfunding Platform
- Funds Order Routing Platform
- None of the above
- Others (Please specify):

**☐ MOST IMPORTANT EVENTS DURING THE PAST YEAR**

- Implementation of the Customer Service Model, which aim to improve customer care.
- Participation in the BID-ACDSA project, to strengthen the accomplishment of the IOSCO principles.
- Significant progress in the implementation of the monetary settlement, currently handled by the El Salvador's Stock Exchange.



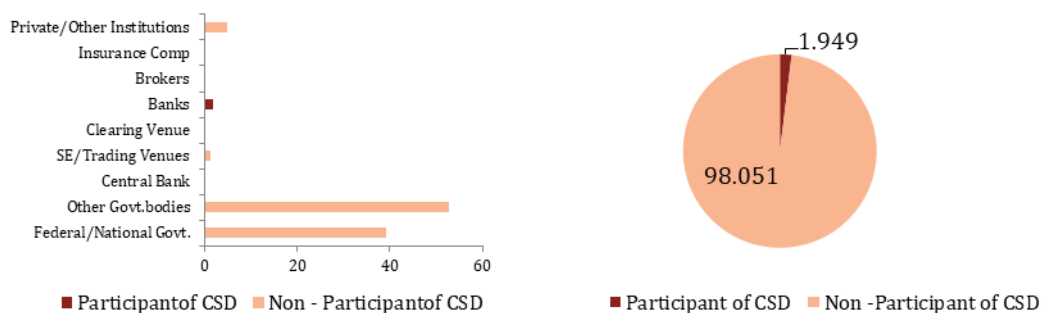
## ❑ BASIC INFORMATION

- **Regional Association** : ECSDA
- **Local Currency** : Croatian Kuna (HRK)
- **Conversion rate into USD** : 1 USD = 6.280 HRK (31-Dec-17)

## ❑ OWNERSHIP (AS ON 31-Dec-17)

- **CSD is not a part of group of infrastructure of stock exchange, central bank or holding company that owns other FMI.** Joint stock company in which the Financial Agency (FINA) and state are major shareholders.

### - Shareholding Pattern (in %)



- **Shares of CSD or holding company are not traded publicly.**

## ❑ MARKET STRUCTURE

- **Principal Account structure** : Beneficial Owner (Omnibus Accounts can also be opened)
- **Financial Instruments accepted for deposit and/or settlement**
  - Equities
  - Collective Investment Vehicles
  - Government Debt
  - Corporate Debt
  - Others
- **Financial Instruments held in**
  - Dematerialised form** : Equities, Government Debt, Corporate Debt and Others
  - Immobilised form** : -
- **CSD or its group company does not have banking license**
- **CSD has DVP solution**
- **CSD uses central bank money for settlement**

## ❑ FULL TIME EMPLOYEES : 51



## ANNUAL REVENUE

	in USD (in thousand i.e. '000)	
	01-Jan-16 to 31-Dec-16	01-Jan-17 to 31-Dec-17
Revenue from Operations	4,185.350	4,122.771
Other Income	319.110	331.688
	4,504.460	4,454.459

## LINKS WITH OTHER CSDs

- CSD has links with other CSD
  - o Number of Links with other CSDs - 1
    - Only Outbound – 1 (Only Direct)
  - o Purpose of Links with other CSDs
    - Only FOP – 1 (Only Direct)

## STATISTICS & VOLUME

- Number of accounts held by CSD (as on 31-Dec-17)
 

Beneficial Owner Accounts	879,920
Omnibus Accounts	352
- Number of Participants (as on 31-Dec-17) (Total: 31)
 

Domestic Participants	30
Non-Domestic Participants	1
- Type of Participants
  - o Domestic  
Custodian, Non Custodian Banks, Brokers, Asset Managers and Others
  - o Non Domestic  
Custodian
- Number of eligible issues (as on 31-Dec-17) (Total: 902)

Instrument Type	Distinct Eligible Issue	
	Domestic	Foreign
Equities	809	-
CIV	-	-
Debt (Federal/ National Govt.)	85	-
Debt (Other Govt. bodies)	-	-
Debt (corporate)	6	-
Others	2	-
	902	-



- **Value of Deposit (as on 31-Dec-17)** (Total: 67,673.012)

**Value of Deposit in USD (in millions i.e. '000,000)**

Instrument Type	Domestic	Foreign
Equities	47,290.184	-
CIV	-	-
Debt (Federal/ National Govt.)	20,363.647	-
Debt (Other Govt. bodies)	-	-
Debt (corporate)	18.395	-
Others	0.786	-
	67,673.012	-

- **Settlement Instruction (During Calendar Year 2017)**

<b>Number of Instructions</b>	218,000
<b>Value Instructions in USD (in millions i.e. '000,000)</b>	31,229.372

- **Corporate Action Events (During Calendar Year 2017)**

<b>Number of Events handled by CSD</b>	1,374
<b>Value in USD (in millions i.e. '000,000)</b>	5,278.354

**OTHER SERVICES**

- Trade Repository Services
- Information Services
- National Numbering Agency Services
- Technological solutions
- Triparty Services
- Legal Entity Identifier (LEI) Services
- Valuation Services
- Cash Account and other Cash Services
- e-Voting Platform
- Crowdfunding Platform
- Funds Order Routing Platform
- None of the above
- Others (Please specify):

**MOST IMPORTANT EVENTS DURING THE PAST YEAR**

The most important projects for CDCC are:

- Regulation (EU) N° 909/2014 of the European Parliament and of the Council of 23 July 2014 on improving securities settlement in the European Union and on central securities depositories and amending Directives 98/26/EC and 2014/65/EU and Regulation (EU) No 236/2012 (CSDR)
- Regulation (EU) No 648/2012 on OTC derivatives, central counterparties and trade repositories (EMIR)

These projects include harmonization processes to obtain the work licence.



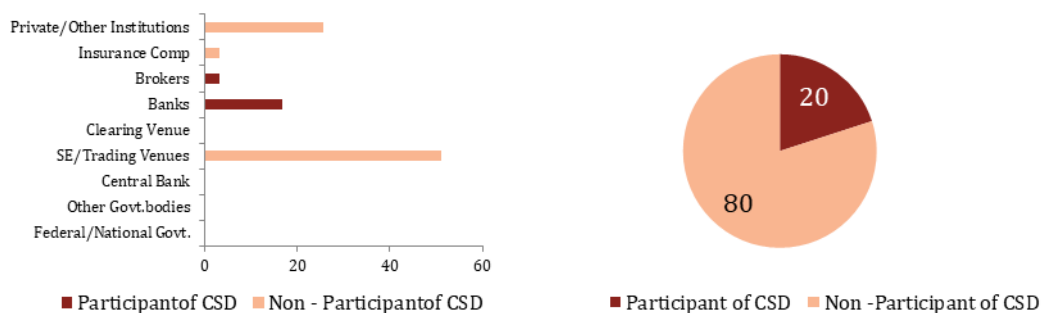
## ❑ BASIC INFORMATION

- **Regional Association** : AMEDA
- **Local Currency** : Mauritian Rupee (MUR)
- **Conversion rate into USD** : 1 USD = 33.920 MUR (31-Dec-17)

## ❑ OWNERSHIP (AS ON 31-Dec-17)

- **CSD is not a part of group of infrastructure of stock exchange, central bank or holding company that owns other FMI.** The CSD is a subsidiary of the exchange (51%) but it operates as an independent entity.

### - Shareholding Pattern (in %)



- **Shares of CSD or holding company are not traded publicly.**

## ❑ MARKET STRUCTURE

- **Principal Account structure** : Beneficial Owner
- **Financial Instruments accepted for deposit and/or settlement**
  - Equities
  - Collective Investment Vehicles
  - Government Debt
  - Corporate Debt
  - Others
- **Financial Instruments held in**
  - Dematerialised form** : Equities, Collective Investment Vehicles, Government Debt, Corporate Debt and Others
  - Immobilised form** : -
- **CSD or its group company does not have banking license**
- **CSD has DVP solution**
- **CSD uses central bank money for settlement**

## ❑ FULL TIME EMPLOYEES : 12



## ANNUAL REVENUE

	in USD (in thousand i.e. '000)	
	01-Jul-16 to 30-Jun-17	01-Jul-17 to 30-Jun-18
Revenue from Operations	1,612.320	1,985.938
Other Income	413.680	509.287
	2,026.000	2,495.224

## LINKS WITH OTHER CSDs

- CSD does not have links with other CSD

## STATISTICS & VOLUME

- Number of accounts held by CSD (as on 31-Dec-17)
 

Beneficial Owner Accounts	116,000
Omnibus Accounts	-
- Number of Participants (as on 31-Dec-17) (Total: 16)
 

Domestic Participants	15
Non-Domestic Participants	1

### Type of Participants

- o Domestic
  - Custodian and Brokers
- o Non Domestic
  - Custodian

- Number of eligible issues (as on 31-Dec-17) (Total: 230)

Instrument Type	Distinct Eligible Issue	
	Domestic	Foreign
Equities	103	3
CIV	4	2
Debt (Federal/ National Govt.)	-	-
Debt (Other Govt. bodies)	66	-
Debt (corporate)	52	-
Others	-	-
	225	5

- Value of Deposit (as on 31-Dec-17) (Total: 9,927.889)

Instrument Type	Value of Deposit in USD (in millions i.e. '000,000)	
	Domestic	Foreign
Equities	8,944.664	245.047
CIV	25.236	2.005
Debt (Federal/ National Govt.)	-	-
Debt (Other Govt. bodies)	3.833	-
Debt (corporate)	707.105	-
Others	-	-
	9,680.837	247.052

<b>- Settlement Instruction (During Calendar Year 2017)</b>	
Number of Instructions	100,000
Value Instructions in USD (in millions i.e. '000,000)	548.496
<b>- Corporate Action Events (During Calendar Year 2017)</b>	
Number of Events handled by CSD	126
Value in USD (in millions i.e. '000,000)	587.382

## OTHER SERVICES

- Trade Repository Services
- Information Services
- National Numbering Agency Services
- Technological solutions
- Triparty Services
- Legal Entity Identifier (LEI) Services
- Valuation Services
- Cash Account and other Cash Services
- e-Voting Platform
- Crowdfunding Platform
- Funds Order Routing Platform
- None of the above
- Others (Please specify): Registry software-as-a-service, IT outsourcing services, consultancy services

## MOST IMPORTANT EVENTS DURING THE PAST YEAR

The CDS has achieved a Profit after Tax of Rs 46.184 M in 2018-2019 which represents an increase of 40.3% compared to last year and which is the second all-time high in terms of profitability achieved by the Company since its inception. The main factors that have contributed to this excellent performance are as follows:

- Substantial increase in market turnover compared to last year mainly due to the relatively high number of takeovers on the market (around 19% of the total turnover came from transactions relating to takeovers)
- Income from international projects
- Significant increase in the number of International Securities Identification Numbers generated (CDS is the National Numbering Agency for Mauritius and a member of the Association of National Numbering Agencies)
- New listings on the exchange
- Good employee productivity
- Costs kept under control

It is important to note that the Company earned an amount of Rs 17.275 M which represents around 20.4% of total revenue, from sources other than the depository, clearing and settlement services which is its core business. These other sources of income include investment income, fees from international projects, IT outsourcing services, fees on issue of International Securities Identification Numbers and provision of registry software service. The revenue from other sources has increased by 23.1% compared to last year.

A major achievement during 2017-2018 was on the international front with the successful completion of a major project at an African stock exchange which went live in December 2017. We provided consultancy services to this African exchange for the replacement of its Central Securities Depository (CSD) system and its Automated Trading System (ATS) in order to meet new market requirements, keep pace with functional and technological developments in the securities industry and comply with international standards. The services provided by CDS in this project include the following:

- Prepare, finalise and issue Request For Proposal (RFP)
- Evaluate proposals to RFP, demo from vendors of ATS and CSD System and select vendor
- Project management - prepare project plan and monitor implementation
- Assist the exchange to organise workshops and awareness campaign for market players
- Assist in User Acceptance Testing of complete system
- Assist in training to exchange, brokers, custodian banks, regulator, registrar and IT Administrators
- Assist in Going live
- Post-live assistance

Our contribution has been a critical success factor in this project and this has been duly acknowledged at all levels.

Another important activity at international level was the participation of the Managing Director on two panel discussion on market infrastructure and liquidity challenges in African markets at the Network Forum Africa meeting that was held in Cape Town in March 2018. This event was attended by more than 130 capital market leaders from an asset management and servicing, investment banking and custody background, and it was a good opportunity to show case the various initiatives taken by the Stock Exchange of Mauritius (SEM) and CDS to internationalize the Mauritian capital market. The CDS is closely following developments regarding the use of blockchain technology in the securities industry and in this context, the Managing Director has been chosen to moderate a panel on this topic at the biennial conference of the World Forum of CSDs (WFC) that will be held in Morocco in April 2019.

With the collaboration of a software development company (Infini Tech) and the SEM, we developed a mobile app (mySEM) that connects to the trading system of the SEM and allows investors to follow the market and place orders to take advantage of trading opportunities in real-time using their smartphone. Investors have access to the order book of the trading system to view market data (Five Best Bid and Ask Orders, Last Traded Price, High Price, Low Price, Total Volume, List of Trades, and Indices) in real-time on their mobile devices. mySEM also allows investors to have online access to their CDS accounts to monitor their account activity. A new fully responsive web application with the same functionalities has also been developed. This new web application runs on all browsers and form factors whereas the previous Internet trading platform could be accessed only with Internet Explorer and did not run on mobile services.

Following requests received from some foreign institutional investors for the extension of the trading hours on the SEM to allow them to better follow the evolution of the daily trading sessions and improve their trading opportunities, the SEM and CDS decided to extend the trading hours by one hour on both the Official Market and DEM with the agreement of all Participants and the approval of the Financial Services Commission. We made changes to the automated trading system of SEM and amended some sections of the CDS Procedures regarding the time at which Contract Notes and Transaction Reports are made available to Participants, and the deadline for making amendments to brokerage rate and client ID, in order to implement the extension of trading hours.

In line with our objective to diversify the range of products that are traded on our market, we collaborated with the SEM and the Bank of Mauritius (BoM), to allow the 3-Year Golden Jubilee Bonds issued by the BoM to be traded on the SEM and settled through CDS. This required changes to the trading and CDS systems especially to automate the restrictions set by BoM. We also collaborated with the SEM and made changes to our systems to implement the SEM Bond Index (SEM-BI) that tracks the performance of rupee and foreign-currency denominated debt instruments that are listed and traded on both the Official Market and the Development & Enterprise Market (DEM).

In September 2017, the SEM won for the fourth time in seven years the "Most Innovative African Stock Exchange of the year Award" at the Ai Institutional Investment Summit and Capital Markets Index Series Awards 2017 organised by Africa investor (Ai), a leading international research and communication group. The Ai Institutional Investment Summit and Capital Markets Index Series Awards is now firmly established as a calendar event and platform to profile African Capital Markets opportunities and success stories to the international investment community. The CDS has contributed significantly to this achievement as it manages the Automated Trading System (ATS) which is the backbone of SEM's trading operations, and has also assisted the SEM to successfully implement a number of new initiatives (dual-currency trading and settlement, new indices etc.) by making the relevant changes to the ATS, the CDS system and the interface between the two systems.

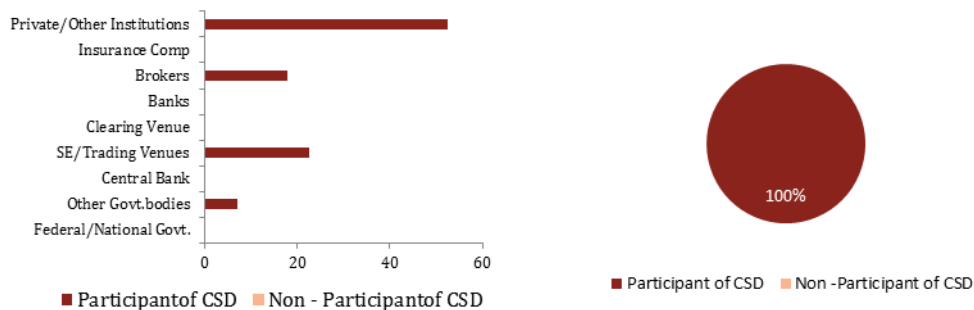
## ❑ BASIC INFORMATION

- **Regional Association** : AMEDA
- **Local Currency** : Kenyan Shilling (KES)
- **Conversion rate into USD** : 1 USD = 103.300 KES (31-Dec-17)

## ❑ OWNERSHIP (AS ON 31-Dec-17)

- **CSD is not a part of group of infrastructure of stock exchange, central bank or holding company that owns other FMI.** CSD is owned and controlled by various institutions.

### - Shareholding Pattern (in %)



- **Shares of CSD or holding company are not traded publicly.**

## ❑ MARKET STRUCTURE

- **Principal Account structure** : Beneficial Owner
- **Financial Instruments accepted for deposit and/or settlement**
  - Equities
  - Collective Investment Vehicles
  - Government Debt
  - Corporate Debt
  - Others
- **Financial Instruments held in**
  - Dematerialised form** : Equities and Corporate Debt
  - Immobilised form** : -
- **CSD or its group company does not have banking license**
- **CSD has DVP solution**
- **CSD uses central bank money for settlement**

## ❑ FULL TIME EMPLOYEES : 40

## □ ANNUAL REVENUE

	in USD (in thousand i.e. '000)	
	01-Jan-17 to 31-Dec-17	01-Jan-18 to 31-Dec-18
Revenue from Operations	2,904.160	3,138.213
Other Income	193.610	108.224
	3,097.770	3,246.438

## □ LINKS WITH OTHER CSDs

- CSD has links with other CSD
  - Number of Links with other CSDs - 1
    - Both inbound and outbound – 1 (Only Direct)
  - Purpose of Links with other CSDs
    - Only DVP – 1 (Only Direct)

## □ STATISTICS & VOLUME

- Number of accounts held by CSD (as on 31-Dec-17)
 

Beneficial Owner Accounts	1,800,000
Omnibus Accounts	-
- Number of Participants (as on 31-Dec-17) (Total: 42)
 

Domestic Participants	42
Non-Domestic Participants	-
- Type of Participants
  - Domestic
    - Custodian, Brokers, Others
  - Non Domestic
- 
- Number of eligible issues (as on 31-Dec-17) (Total: 64)

Instrument Type	Distinct Eligible Issue	
	Domestic	Foreign
Equities	60	2
CIV	-	-
Debt (Federal/ National Govt.)	-	-
Debt (Other Govt. bodies)	-	-
Debt (corporate)	2	-
Others	-	-
	62	2



- **Value of Deposit (as on 31-Dec-17)** (Total: 30,977.735)

Instrument Type	Value of Deposit in USD (in millions i.e. '000,000)	
	Domestic	Foreign
Equities	19,361.084	-
CIV	-	-
Debt (Federal/ National Govt.)	-	-
Debt (Other Govt. bodies)	-	-
Debt (corporate)	11,616.651	-
Others	-	-
	30,977.735	-

- **Settlement Instruction (During Calendar Year 2017)**
  - Number of Instructions -
  - Value Instructions in USD (in millions i.e. '000,000) -
- **Corporate Action Events (During Calendar Year 2017)**
  - Number of Events handled by CSD -
  - Value in USD (in millions i.e. '000,000) -

## OTHER SERVICES

- Trade Repository Services
- Information Services
- National Numbering Agency Services
- Technological solutions
- Triparty Services
- Legal Entity Identifier (LEI) Services
- Valuation Services
- Cash Account and other Cash Services
- e-Voting Platform
- Crowdfunding Platform
- Funds Order Routing Platform
- None of the above
- Others (Please specify):

## MOST IMPORTANT EVENTS DURING THE PAST YEAR

-

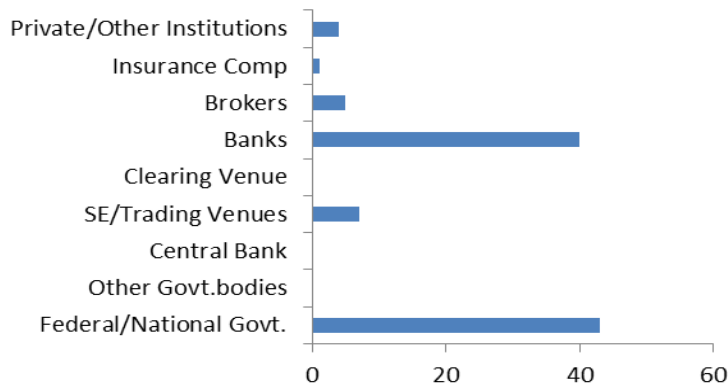


## ❑ BASIC INFORMATION

- **Regional Association** : ECSDA
- **Local Currency** : Bulgarian Lev (BGN)
- **Conversion rate into USD** : 1 USD = 1.640 BGN (31-Dec-17)

## ❑ OWNERSHIP (AS ON 31-Dec-17)

### - Shareholding Pattern (in %)



- **Shares of CSD or holding company are not traded publicly.**

## ❑ MARKET STRUCTURE

- **Principal Account structure** : Beneficial Owner (Omnibus Accounts can also be opened)
- **Financial Instruments accepted for deposit and/or settlement**
  - Equities
  - Collective Investment Vehicles
  - Government Debt
  - Corporate Debt
  - Others
- **Financial Instruments held in**
  - Dematerialised form** : Equities
  - Immobilised form** : Equities, Collective Investment Vehicles, Government Debt, Corporate Debt and Others
- **CSD or its group company does not have banking license**
- **CSD has DVP solution**
- **CSD uses both commercial bank money and central bank money for settlement**

## ❑ FULL TIME EMPLOYEES : 30





## ANNUAL REVENUE

	in USD (in thousand i.e. '000)	
	01-Jan-16 to 31-Dec-16	01-Jan-17 to 31-Dec-17
Revenue from Operations	1,219.510	1,219.512
Other Income	-	-
	1,219.510	1,219.512

## LINKS WITH OTHER CSDs

- CSD does not have links with other CSD

## STATISTICS & VOLUME

- Number of accounts held by CSD (as on 31-Dec-17)

Beneficial Owner Accounts	267,975
Omnibus Accounts	-

- Number of Participants (as on 31-Dec-17) (Total: 88)

Domestic Participants	85
Non-Domestic Participants	3

- Type of Participants

- o Domestic  
Custodian, Non Custodian Banks, Brokers, Asset Managers and Others
- o Non Domestic  
Custodian, Brokers and Others

- Number of eligible issues (as on 31-Dec-17) (Total: 1806)

Instrument Type	Distinct Eligible Issue	
	Domestic	Foreign
Equities	1,316	-
CIV	113	-
Debt (Federal/ National Govt.)	24	-
Debt (Other Govt. bodies)	10	-
Debt (corporate)	145	-
Others	198	-
	1,806	-

- Value of Deposit (as on 31-Dec-17) (Total: 44,581.098)

Value of Deposit in USD (in millions i.e. '000,000)

Instrument Type	Value of Deposit in USD (in millions i.e. '000,000)	
	Domestic	Foreign
Equities	39,304.878	-
CIV	1,183.537	-
Debt (Federal/ National Govt.)	543.902	-
Debt (Other Govt. bodies)	101.829	-
Debt (corporate)	1,175.000	-
Others	2,271.951	-
	44,581.098	-



- Settlement Instruction (During Calendar Year 2017)	
Number of Instructions	65,000
Value Instructions in USD (in millions i.e. '000,000)	89.634
- Corporate Action Events (During Calendar Year 2017)	
Number of Events handled by CSD	327
Value in USD (in millions i.e. '000,000)	320.122

## OTHER SERVICES

- Trade Repository Services
- Information Services
- National Numbering Agency Services
- Technological solutions
- Triparty Services
- Legal Entity Identifier (LEI) Services
- Valuation Services
- Cash Account and other Cash Services
- e-Voting Platform
- Crowdfunding Platform
- Funds Order Routing Platform
- None of the above
- Others (Please specify):

## MOST IMPORTANT EVENTS DURING THE PAST YEAR

-

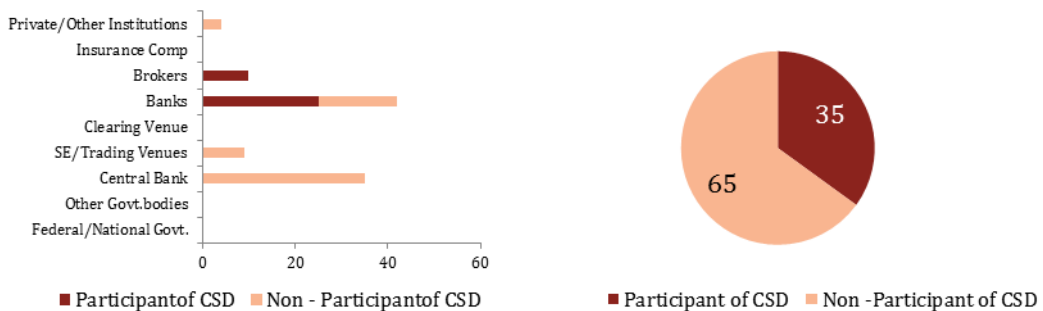
## ❑ BASIC INFORMATION

- **Regional Association** : ECSDA
- **Local Currency** : Euro (EUR)
- **Conversion rate into USD** : 1 USD = 0.840 EUR (31-Dec-17)

## ❑ OWNERSHIP (AS ON 31-Dec-17)

- **CSD is not a part of group of infrastructure of stock exchange, central bank or holding company that owns other FMI.** The central bank is individually the largest shareholder, but haven't the majority in BoD.

### - Shareholding Pattern (in %)



- **Shares of CSD or holding company are publicly traded.**

## ❑ MARKET STRUCTURE

- **Principal Account structure** : Beneficial Owner (Omnibus Accounts can also be opened)
- **Financial Instruments accepted for deposit and/or settlement**
  - Equities
  - Collective Investment Vehicles
  - Government Debt
  - Corporate Debt
  - Others
- **Financial Instruments held in**
  - Dematerialised form** : Equities, Government Debt and Corporate Debt
  - Immobilised form** : -
- **CSD or its group company does not have banking license**
- **CSD has DVP solution**
- **CSD uses central bank money for settlement**

## ❑ FULL TIME EMPLOYEES : 14

## ANNUAL REVENUE

	in USD (in thousand i.e. '000)	
	01-Jan-16 to 31-Dec-16	01-Jan-17 to 31-Dec-17
Revenue from Operations	651.190	677.381
Other Income	34.520	33.333
	685.710	710.714

## LINKS WITH OTHER CSDs

- CSD does not have links with other CSD

## STATISTICS & VOLUME

- Number of accounts held by CSD (as on 31-Dec-17)

Beneficial Owner Accounts	472,607
Omnibus Accounts	92

- Number of Participants (as on 31-Dec-17) (Total: 14)

Domestic Participants	14
Non-Domestic Participants	-

- Type of Participants

- o Domestic
  - Custodian and Brokers
- o Non Domestic

- Number of eligible issues (as on 31-Dec-17) (Total: 334)

Instrument Type	Distinct Eligible Issue	
	Domestic	Foreign
Equities	323	-
CIV	-	-
Debt (Federal/ National Govt.)	1	-
Debt (Other Govt. bodies)	7	-
Debt (corporate)	3	-
Others	-	-
	334	-

- Value of Deposit (as on 31-Dec-17) (Total: 6,118.335)

Value of Deposit in USD (in millions i.e. '000,000)

Instrument Type	Value of Deposit in USD (in millions i.e. '000,000)	
	Domestic	Foreign
Equities	5,755.189	-
CIV	-	-
Debt (Federal/ National Govt.)	104.517	-
Debt (Other Govt. bodies)	239.581	-
Debt (corporate)	19.048	-
Others	-	-
	6118.335	-

<b>- Settlement Instruction (During Calendar Year 2017)</b>	
<b>Number of Instructions</b>	20,000
<b>Value Instructions in USD (in millions i.e. '000,000)</b>	1,226.327
<b>- Corporate Action Events (During Calendar Year 2017)</b>	
<b>Number of Events handled by CSD</b>	1,000
<b>Value in USD (in millions i.e. '000,000)</b>	370.804

## OTHER SERVICES

- Trade Repository Services
- Information Services
- National Numbering Agency Services
- Technological solutions
- Triparty Services
- Legal Entity Identifier (LEI) Services
- Valuation Services
- Cash Account and other Cash Services
- e-Voting Platform
- Crowdfunding Platform
- Funds Order Routing Platform
- None of the above
- Others (Please specify):

## MOST IMPORTANT EVENTS DURING THE PAST YEAR

CDA Renamed as Central Securities Depository Clearing Company (short CSD&CC Montenegro, local language abbreviation CKDD) - 02/08/2018

Rules on Changes in Capital Structure of Market's Infrastructures – Update (16/07/2018)

CDA Increased its Capital (04/07/2018)

Draft Rules on Changes in Capital Structure of Market's Infrastructures (13/06/2018)

Montenegro Government Published New Capital Market Law (13/02/2018)

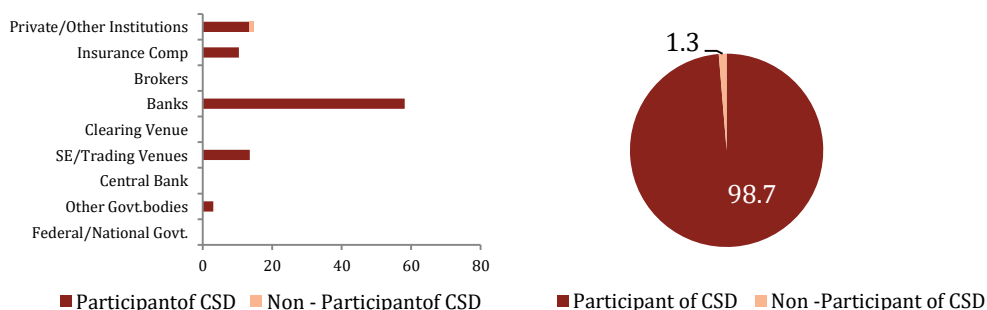
## ❑ BASIC INFORMATION

- **Regional Association** : ACG
- **Local Currency** : Bangladeshi Taka (BDT)
- **Conversion rate into USD** : 1 USD = 82.800 BDT (31-Dec-17)

## ❑ OWNERSHIP (AS ON 31-Dec-17)

- **CSD is not a part of group of infrastructure of stock exchange, central bank or holding company that owns other FMI.** CDBL is sponsored by various government and private institutions of the country regulated by Bangladesh Securities and Exchange Commission.

### - Shareholding Pattern (in %)



- **Shares of CSD or holding company are not traded publicly.**

## ❑ MARKET STRUCTURE

- **Principal Account structure** : Beneficial Owner
- **Financial Instruments accepted for deposit and/or settlement**
  - Equities
  - Collective Investment Vehicles
  - Government Debt
  - Corporate Debt
  - Others
- **Financial Instruments held in**
  - Dematerialised form** : Equities, Collective Investment Vehicles and Corporate Debt
  - Immobilised form** : -
- **CSD or its group company does not have banking license**
- **CSD does not have DVP solution**

## ❑ FULL TIME EMPLOYEES : 66

## ANNUAL REVENUE

	in USD (in thousand i.e. '000)	
	01-Jul-15 to 30-Jun-16	01-Jul-16 to 30-Jun-17
Revenue from Operations	11,449.280	10,990.338
Other Income	6,642.510	5,760.870
	18,091.790	16,751.208

## LINKS WITH OTHER CSDs

- CSD does not have links with other CSD

## STATISTICS & VOLUME

- Number of accounts held by CSD (as on 31-Dec-17)

Beneficial Owner Accounts	2,723,895
Omnibus Accounts	212

- Number of Participants (as on 31-Dec-17) (Total: 403)

Domestic Participants	403
Non-Domestic Participants	-

- Type of Participants

- o Domestic  
Custodian, Non Custodian Banks, Brokers, Asset Managers and Others
- o Non Domestic  
-

- Number of eligible issues (as on 31-Dec-17) (Total: 379)

Instrument Type	Distinct Eligible Issue	
	Domestic	Foreign
Equities	317	-
CIV	61	-
Debt (Federal/ National Govt.)	-	-
Debt (Other Govt. bodies)	-	-
Debt (corporate)	1	-
Others	-	-
	379	-

- Value of Deposit (as on 31-Dec-17) (Total: 30,863.225)

Instrument Type	Value of Deposit in USD (in millions i.e. '000,000)	
	Domestic	Foreign
Equities	30,180.447	-
CIV	647.126	-
Debt (Federal/ National Govt.)	-	-
Debt (Other Govt. bodies)	-	-
Debt (corporate)	35.652	-
Others	-	-
	30,863.225	-





<b>- Settlement Instruction (During Calendar Year 2017)</b>	
<b>Number of Instructions</b>	34,280,000
<b>Value Instructions in USD (in millions i.e. '000,000)</b>	26,202.862
<b>- Corporate Action Events (During Calendar Year 2017)</b>	
<b>Number of Events handled by CSD</b>	142
<b>Value in USD (in millions i.e. '000,000)</b>	1,589.976

## ❑ OTHER SERVICES

- Trade Repository Services
- Information Services
- National Numbering Agency Services
- Technological solutions
- Triparty Services
- Legal Entity Identifier (LEI) Services
- Valuation Services
- Cash Account and other Cash Services
- e-Voting Platform
- Crowdfunding Platform
- Funds Order Routing Platform
- None of the above
- Others (Please specify):

## ❑ MOST IMPORTANT EVENTS DURING THE PAST YEAR

During the past year CDBL's live operations shifted on to the state of the art HP Superdome2 servers along with rx2800 backup server, 3PAR storage, LTO-7 backup system and other ancillary equipment at the Main and Disaster Recovery (DR) Data Centres. The DR Data Centre is connected online via Dark Fiber with redundant link through which data is being updated simultaneously at both the Data Centres.

An overall up-gradation of CDBL's Data Communication Network has also been completed to match with the new hardware system with latest network routers, switches and new next-generation Firewalls with intruder detection and prevention capability.

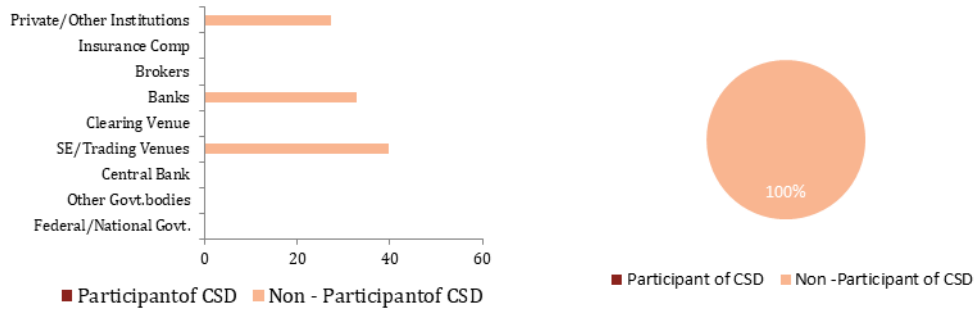
## ❑ BASIC INFORMATION

- **Regional Association** : ACG
- **Local Currency** : Pakistani Rupee (PKR)
- **Conversion rate into USD** : 1 USD = 110.680 PKR (31-Dec-17)

## ❑ OWNERSHIP (AS ON 31-Dec-17)

- **CSD is not a part of group of infrastructure of stock exchange, central bank or holding company that owns other FMI.**

### - Shareholding Pattern (in %)



- **Shares of CSD or holding company are not traded publicly.**

## ❑ MARKET STRUCTURE

- **Principal Account structure** : Beneficial Owner
- **Financial Instruments accepted for deposit and/or settlement**
  - Equities
  - Collective Investment Vehicles
  - Government Debt
  - Corporate Debt
  - Others
- **Financial Instruments held in**
  - Dematerialised form** : Equities, Collective Investment Vehicles and Corporate Debt
  - Immobilised form** : -

## ❑ FULL TIME EMPLOYEES : 412

## ❑ ANNUAL REVENUE

	in USD (in thousand i.e. '000)	
	01-Jul-16 to 30-Jun-17	01-Jul-17 to 30-Jun-18
Revenue from Operations	16,642.570	17,618.359
Other Income	1,310.080	1,590.170
	17,952.660	19,208.529

## ❑ LINKS WITH OTHER CSDs

- CSD does not have links with other CSD

## ❑ STATISTICS & VOLUME

- Number of accounts held by CSD (as on 31-Dec-17)

Beneficial Owner Accounts	333,678
Omnibus Accounts	-

- Number of Participants (as on 31-Dec-17) (Total: 618)

Domestic Participants	615
Non-Domestic Participants	3

- Type of Participants

- o Domestic  
Custodian, Non Custodian Banks, Brokers, Asset Managers and Others
- o Non Domestic  
Custodian

- Number of eligible issues (as on 31-Dec-17) (Total: 858)

Instrument Type	Distinct Eligible Issue	
	Domestic	Foreign
Equities	724	-
CIV	35	-
Debt (Federal/ National Govt.)	1	-
Debt (Other Govt. bodies)	-	-
Debt (corporate)	98	-
Others	-	-
	858	-

- Value of Deposit (as on 31-Dec-17) (Total: 82,813.279)

Instrument Type	Value of Deposit in USD (in millions i.e. '000,000)	
	Domestic	Foreign
Equities	80,339.282	-
CIV	-	-
Debt (Federal/ National Govt.)	1.238	-
Debt (Other Govt. bodies)	-	-
Debt (corporate)	2,472.759	-
Others	-	-
	82,813.279	-

- Settlement Instruction (During Calendar Year 2017)

Number of Instructions	5,630,000
Value Instructions in USD (in millions i.e. '000,000)	17,487.868

- Corporate Action Events (During Calendar Year 2017)

Number of Events handled by CSD	1,000
Value in USD (in millions i.e. '000,000)	454.800

## ❑ OTHER SERVICES

- Trade Repository Services
- Information Services
- National Numbering Agency Services
- Technological solutions
- Triparty Services
- Legal Entity Identifier (LEI) Services
- Valuation Services
- Cash Account and other Cash Services
- e-Voting Platform
- Crowdfunding Platform
- Funds Order Routing Platform
- None of the above
- Others (Please specify): eDividend, eIPO, CISSII, Online Account Opening Solution

## ❑ MOST IMPORTANT EVENTS DURING THE PAST YEAR

CDC has changed the face of the Capital Market in the country with Central Depository System which brought unprecedented efficiency and transparency to the market processes. With advancements and new products, it is continuing to improve investors' faith in the market processes and ushering the Capital Market into a new phase of development. An exclusive emphasis is being placed on increasing the outreach and for this purpose CDC worked closely with Banks to make it easier for them to start offering Custodial Services. We persuaded SECP to come-up with a simple and lean Account Opening form for Banks. As a result of this effort, 4 Banks have already started offering Custodial Services.

In order to strengthen the investor protection measures and to keep in line with the needs and requirements of the changing business environment, CDC regularly revamps its Regulations. We have also aligned CDC Regulations in line with the Central Depositories (Licensing & Operations) Regulations, 2016 ("Licensing Regulations") issued under the Securities Act, 2015. With the changing state of affairs in the working boundaries of the depository and other related institutions as well as to cater to market demands for more value added services, a number of amendments in the Central Depository Act have been proposed by CDC and submitted to SECP for review.

### • I.T. Infrastructure Upgrade

The technology infrastructure at CDC serves as the backbone for all its entire business services. In order to provide highly reliable and secure services to its diversified clientele, CDC continuously upgrades and enhances its technology infrastructure using state-of-the-art products and services. This technology upgrade includes network infrastructure, virtualization for servers and services, migration to tier 3 data center facility, database platform, performance optimization of core business application and internet portals.

- **International Certifications**

CDC successfully achieved ISAE 3402 certification as part of regulatory requirement to demonstrate effectiveness of internal control. ISO 27001 and ISO 22301 certifications' surveillance audits for CDC's Information Security and Business Continuity Management Programs were successfully executed with SGS Pakistan.

- **Investors Facilitation**

- **IBAN Validation and Title Fetching Mechanism**

To facilitate clients in reference to the mandatory requirement of input of International Bank Account Number (IBAN) in the CDS Account, CDC partnered with 1Link (which operates the largest ePayment network in Pakistan) for an arrangement to automatically display the account title on entering the relevant IBAN number in CDS Account Setup Detail. This facilitates the synchronization of account title of investor in the banking system and CDS.

- **Business Innovation / Reforms**

- eIPO

In 2017, CDC launched the eIPO system wherein investors can directly submit IPO applications electronically and can make subscription payments, without visiting any bank branch. At initial stage, banks were reluctant to join CDC eIPO portal but with continuous engagement with SECP, SBP and banks, more and more banks joined our system. Today, through our efforts, 10 leading banks have already joined CES and more are seriously considering the same. Now with 10 banks onboard and some system related changes, the system is getting popular among investors and the usage of CES is also increasing. Initially during our 1st IPO, we processed only 0.2% of the total subscriptions, however, in the last IPO, we processed more than 37% of the total subscriptions.

- eDividend Repository

CDC has recently launched an eDividend Repository by developing a Centralized Cash Dividend Register. This is a free-of-cost service for investors through an internet based web portal and can be accessed from anywhere in the world. It provides investors consolidated data of all their cash benefits due and credited by issuers, and in case their dividends have not been credited, the reason for non-disbursement will also be available.

As an additional facilitation, CDC has also arranged to send the Dividend/Zakat & Tax Deduction report (counterfoil) via email attachment to all the shareholders of the companies whose information has been entered in our repository. CDC also provides a consolidated report to the shareholders of all cash disbursement in a financial year such as dividend rates, net dividend paid, tax and Zakat deductions etc. With all details available through a single source, this newly developed facility will enable shareholders to keep track of withheld dividends (if any), and maintain history of all cash benefits availed besides many other features.



- **Investor Protection and Awareness related activities**

CDC has always been proactively working on various initiatives to promote awareness as well as to provide tools to investors for safeguarding their interests. Investor Protection CDC has always given paramount importance to safety and security of client's assets. In this regard, it carries out various inspections of Participants with enhanced scope and coverage of 100% sub-accounts which includes on-site and off-site inspections. As per Joint Inspection Regulation 2015, CDC is entrusted with the leading role of inspection. CDC also performs periodic activities to ensure investor protection which include Circularization of Account Balance Statement to all Sub Account Holders, active surveillance and monitoring activities.

- Element Training Program (ETP) 2018

CDC conducted its flagship Element Training Program in Karachi, Lahore and Islamabad. This biennial training aimed at providing CDS Elements information about the latest developments in the system as well as the procedures and regulations to be followed in respect of CDS operations. The sessions also offered our valued clients an opportunity to refresh their understanding about the roles and responsibilities that result from their association with CDS and direct access to CDC personnel for resolution of any queries or concerns.

- Awareness Programs

As part of CDC's endeavors to spread awareness about the risks and opportunities regarding investment in Pakistan Capital Market, CDC representatives visit different cities across Pakistan and conduct investor education seminars once a month. This year, Investor Education Seminars were held in the cities of Karachi, Lahore, Faisalabad and Rawalpindi / Islamabad which were attended by Sub Account and Investor Account Holders who lauded this initiative for investor awareness. The events were extremely interactive and discussed the latest developments in Capital Market processes and regulations as well as CDC's role in ensuring investor protection.

- Support in Investor cultivation

A series of Investor Awareness Seminars was conducted as part of CDC's collaborative efforts with Pakistan Stock Exchange Limited (PSX) and Al Meezan Investment Management Limited. These seminars were organized for residents of Sialkot, Gujranwala, and Karachi to provide in-depth understanding about Islamic investment options available in Pakistan Capital Market.

- **International**

- Vice Chairmanship of Executive Committee of Asia Pacific Central Securities Depository Group (ACG)

Mr. Aftab Ahmad Diwan, CEO – CDC was selected Vice Chairman of Asia Pacific Central Securities Depository Group (ACG). This honor came to Pakistan in the 14th World Forum of CSDs (WFC 2017) Conference held in Hong Kong from November 14 - 17, 2017. ACG is a representative forum of all the depositories and clearing houses of the Asia-Pacific region. The group comprises of 34 CSDs from 23 countries. ACG is also one of the five members of World Forum of Central Securities Depositories (WFC), which is the global body of depositories and clearing houses, representing all the five regions, namely Asia, Europe, Middle East & Africa, Americas and CIS states. As Vice Chairman of ACG, Mr. Diwan also represent the Asian region on WFC Board. This recognition is an honor for Pakistan, as only two depositories from Asian region are present on the World Forum, which are CDC Pakistan and KSD Korea.

- CDC organized 14th WFC Conference

The World Forum of Central Securities Depositories (WFC) Conference is the global forum of depositories. CDC was one of the organizers of the WFC2017 Conference held in Hong Kong. The WFC conference is a global biennial event that offers an information sharing and networking platform for leaders of central securities depositories and clearing houses, regulators and custodians including international banks from across the globe. CDC organized this conference along with CSDs of China, India and Hong Kong. CDC was also responsible for agenda setting of the conference. More than 250 delegates from 58 countries and region participated in the event.

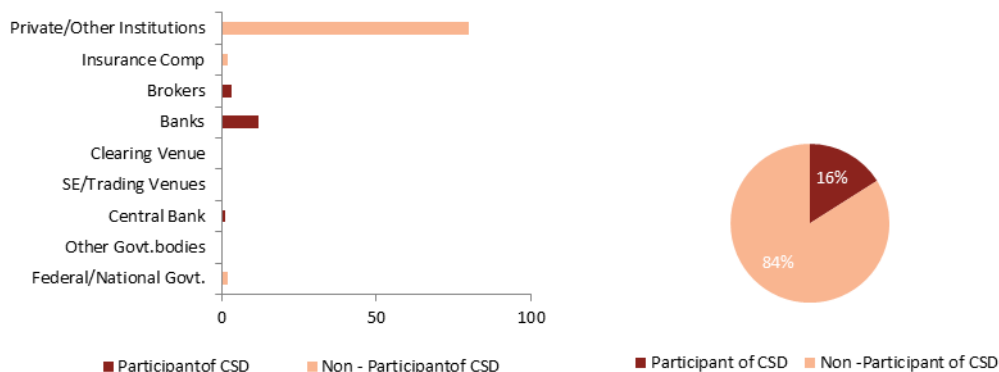


## ❑ BASIC INFORMATION

- **Regional Association** : AECSD
- **Local Currency** : Armenian Dram (AMD)
- **Conversion rate into USD** : 1 USD = 484.110 AMD (31-Dec-17)

## ❑ OWNERSHIP (AS ON 31-Dec-17)

- **CSD is owned or controlled by stock exchange.**
- **Shareholding Pattern (in %)**



- **Shares of CSD or holding company are not traded publicly.**

## ❑ MARKET STRUCTURE

- **Principal Account structure** : Beneficial Owner
- **Financial Instruments accepted for deposit and/or settlement**
  - Equities
  - Collective Investment Vehicles
  - Government Debt
  - Corporate Debt
  - Others
- **Financial Instruments held in**
  - Dematerialised form** : Equities, Collective Investment Vehicles, Government Debt, Corporate Debt and Others
  - Immobilised form** : -
- **CSD or its group company has banking license**
- **CSD has DVP solution**

## ❑ FULL TIME EMPLOYEES : 15

❑ ANNUAL REVENUE

	in USD (in thousand i.e. '000)	
	01-Jan-16 to 31-Dec-16	01-Jan-17 to 31-Dec-17
Revenue from Operations	233.680	227.740
Other Income	-	-
	233.680	227.740

❑ LINKS WITH OTHER CSDs

- CSD has links with other CSD
  - Number of Links with other CSDs - 9
    - Both inbound and outbound – 5 (Only Direct)
    - Only Outbound – 4 (Only Direct)
  - Purpose of Links with other CSDs
    - Both DVP and FOP – 4 (Only Direct)

❑ STATISTICS & VOLUME

- Number of accounts held by CSD (as on 31-Dec-17)
 

Beneficial Owner Accounts	105,000
Omnibus Accounts	22
- Number of Participants (as on 31-Dec-17) (Total: 20)
 

Domestic Participants	20
Non-Domestic Participants	-
- Type of Participants
  - Domestic
    - Custodian and Brokers
  - Non Domestic
- 
- Number of eligible issues (as on 31-Dec-17) (Total: 341)

Instrument Type	Distinct Eligible Issue	
	Domestic	Foreign
Equities	144	-
CIV	-	-
Debt (Federal/ National Govt.)	158	-
Debt (Other Govt. bodies)	-	-
Debt (corporate)	39	-
Others	-	-
	341	-

- Value of Deposit (as on 31-Dec-17) (Total: 39,247.279)

Value of Deposit in USD (in millions i.e. '000,000)

Instrument Type	Domestic	Foreign
Equities	-	-
CIV	-	-
Debt (Federal/ National Govt.)	-	-
Debt (Other Govt. bodies)	-	-
Debt (corporate)	-	-
Others	-	-

- Settlement Instruction (During Calendar Year 2017)

Number of Instructions 2,000  
 Value Instructions in USD (in millions i.e. '000,000) 91,687.426

- Corporate Action Events (During Calendar Year 2017)

Number of Events handled by CSD 110  
 Value in USD (in millions i.e. '000,000) 214.827

**OTHER SERVICES**

- Trade Repository Services
- Information Services
- National Numbering Agency Services
- Technological solutions
- Triparty Services
- Legal Entity Identifier (LEI) Services
- Valuation Services
- Cash Account and other Cash Services
- e-Voting Platform
- Crowdfunding Platform
- Funds Order Routing Platform
- None of the above
- Others (Please specify):

**MOST IMPORTANT EVENTS DURING THE PAST YEAR**

New system enables individuals to purchase government bonds on-line, directly from the Government. Service points of the Treasury direct will be still operating, in parallel with on-line system, providing off-line access to the services given by on-line system, as well as registration on the on-line system in case the investor doesn't have an ID card.

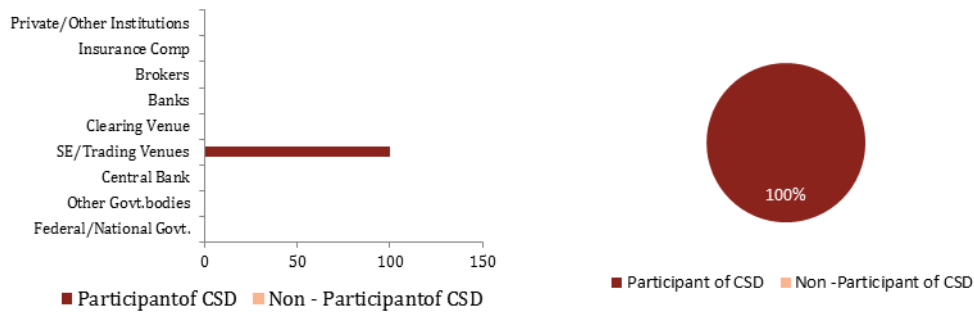
## ❑ BASIC INFORMATION

- **Regional Association :** ACG
- **Local Currency :** Sri Lankan Rupee (LKR)
- **Conversion rate into USD :** 1 USD = 153.500 LKR (31-Dec-17)

## ❑ OWNERSHIP (AS ON 31-Dec-17)

- **CSD is owned or controlled by stock exchange.**

### - Shareholding Pattern (in %)



- **Shares of CSD or holding company are not traded publicly.**

## ❑ MARKET STRUCTURE

- **Principal Account structure :** Beneficial Owner
- **Financial Instruments accepted for deposit and/or settlement**
  - Equities
  - Collective Investment Vehicles
  - Government Debt
  - Corporate Debt
  - Others
- **Financial Instruments held in**
  - Dematerialised form** Equities, Collective Investment Vehicles and Corporate Debt
  - Immobilised form** -
- **CSD or its group company does not have banking license**
- **CSD has DVP solution**
- **CSD uses commercial bank money for settlement**

## ❑ FULL TIME EMPLOYEES : 20

## ANNUAL REVENUE

	in USD (in thousand i.e. '000)	
	01-Jan-16 to 31-Dec-16	01-Jan-17 to 31-Dec-17
Revenue from Operations	705.540	818.893
Other Income	227.360	555.049
	932.900	1,373.941

## LINKS WITH OTHER CSDs

- CSD does not have links with other CSD

## STATISTICS & VOLUME

- Number of accounts held by CSD (as on 31-Dec-17)

Beneficial Owner Accounts	625,307
Omnibus Accounts	-

- Number of Participants (as on 31-Dec-17) (Total: 42)

Domestic Participants	42
Non-Domestic Participants	-

- Type of Participants

- o Domestic  
Custodian and Brokers
- o Non Domestic

- Number of eligible issues (as on 31-Dec-17) (Total: 524)

Instrument Type	Distinct Eligible Issue	
	Domestic	Foreign
Equities	327	-
CIV	2	-
Debt (Federal/ National Govt.)	-	-
Debt (Other Govt. bodies)	-	-
Debt (corporate)	195	-
Others	-	-
	524	-

- Value of Deposit (as on 31-Dec-17) (Total: 18,134.977)

Value of Deposit in USD (in millions i.e. '000,000)

Instrument Type	Value of Deposit in USD (in millions i.e. '000,000)	
	Domestic	Foreign
Equities	16,263.850	-
CIV	8.046	-
Debt (Federal/ National Govt.)	-	-
Debt (Other Govt. bodies)	-	-
Debt (corporate)	1,863.081	-
Others	-	-
	18,134.977	-

<b>- Settlement Instruction (During Calendar Year 2017)</b>	
<b>Number of Instructions</b>	980,000
<b>Value Instructions in USD (in millions i.e. '000,000)</b>	1,437.075
<b>- Corporate Action Events (During Calendar Year 2017)</b>	
<b>Number of Events handled by CSD</b>	12
<b>Value in USD (in millions i.e. '000,000)</b>	-

## OTHER SERVICES

- Trade Repository Services
- Information Services
- National Numbering Agency Services
- Technological solutions
- Triparty Services
- Legal Entity Identifier (LEI) Services
- Valuation Services
- Cash Account and other Cash Services
- e-Voting Platform
- Crowdfunding Platform
- Funds Order Routing Platform
- None of the above
- Others (Please specify): Registrar Services and Corporate Action Services

## MOST IMPORTANT EVENTS DURING THE PAST YEAR

In its first step in diversifying the business the CDS started its new business unit to serve the issuers of listed and unlisted securities. The CDS expects to upgrade the standards of the industry.

The CDS is going to host the 22nd Asia Pacific Central Securities Depository Group's AGM in November 2018, Colombo Sri Lanka.

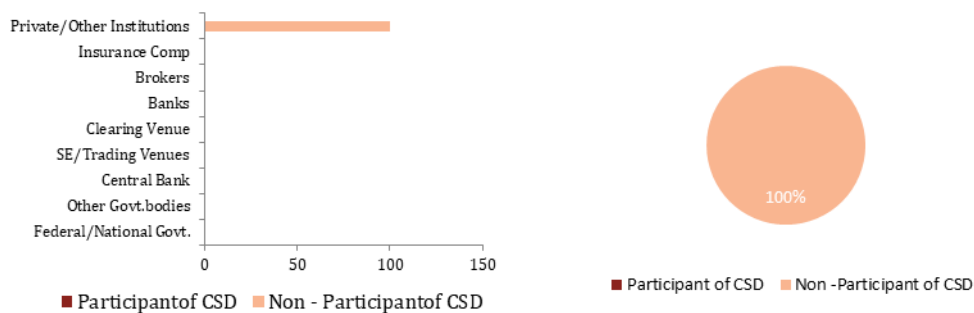
## ❑ BASIC INFORMATION

- **Regional Association :** ACSDA
- **Local Currency :** US Dollar (USD)

## ❑ OWNERSHIP (AS ON 31-Dec-17)

- **CSD is not a part of group of infrastructure of stock exchange, central bank or holding company that owns other FMI.** Our group is defined as follows: Latinex Holding Inc (listed on the stock exchange) is the owner of 100% of the shares of Latinex Inc and Latinex Inc is the owner of 100% of Central Latinoamericana de Valores, SA (Latin Clear) and Bolsa de Valores de Panamá, SA.

### - Shareholding Pattern (in %)



- **Shares of CSD or holding company are publicly traded.**

## ❑ MARKET STRUCTURE

- **Principal Account structure :** Omnibus
- **Financial Instruments accepted for deposit and/or settlement**
  - Equities
  - Collective Investment Vehicles
  - Government Debt
  - Corporate Debt
  - Others
- **Financial Instruments held in**
  - Dematerialised form** -
  - Immobilised form** Equities, Collective Investment Vehicles, Government Debt, Corporate Debt and Others
- **CSD or its group company does not have banking license**
- **CSD has DVP solution**
- **CSD uses commercial bank money for settlement**





❑ FULL TIME EMPLOYEES : 21

❑ ANNUAL REVENUE

in USD (in thousand i.e. '000)

	01-Jan-16 to 31-Dec-16	01-Jan-17 to 31-Dec-17
Revenue from Operations	3,433.000	3,675.000
Other Income	142.000	110.000
	3,576.000	3,786.000

❑ LINKS WITH OTHER CSDs

CSD has links with other CSD

Number of Links with other CSDs - 5

- Both inbound and outbound – 5 (Only Direct)

Purpose of Links with other CSDs

- Both DVP and FOP – 5 (Only Direct)

❑ STATISTICS & VOLUME

- Number of accounts held by CSD (as on 31-Dec-17)

Beneficial Owner Accounts	-
Omnibus Accounts	34

- Number of Participants (as on 31-Dec-17) (Total: 34)

Domestic Participants	34
Non-Domestic Participants	-

- Type of Participants

- Domestic
  - Non Custodian Banks, Brokers and Others
- Non Domestic
- 

- Number of eligible issues (as on 31-Dec-17) (Total: 1638)

Instrument Type	Distinct Eligible Issue	
	Domestic	Foreign
Equities	87	187
CIV	33	33
Debt (Federal/ National Govt.)	25	43
Debt (Other Govt. bodies)	-	-
Debt (corporate)	869	329
Others	31	1
	1,045	593



- Value of Deposit (as on 31-Dec-17) (Total: 22,133.368)

**Value of Deposit in USD (in millions i.e. '000,000)**

Instrument Type	Domestic	Foreign
Equities	4,936.435	303.826
CIV	3.264	2,695.966
Debt (Federal/ National Govt.)	5,385.400	73.974
Debt (Other Govt. bodies)	-	-
Debt (corporate)	7,729.565	608.209
Others	392.741	3.988
	18,447.405	3,685.963

- Settlement Instruction (During Calendar Year 2017)

Number of Instructions	7,453
Value Instructions in USD (in millions i.e. '000,000)	5,323.500

- Corporate Action Events (During Calendar Year 2017)

Number of Events handled by CSD	328
Value in USD (in millions i.e. '000,000)	248.000

## ❑ OTHER SERVICES

- Trade Repository Services
- Information Services
- National Numbering Agency Services
- Technological solutions
- Triparty Services
- Legal Entity Identifier (LEI) Services
- Valuation Services
- Cash Account and other Cash Services
- e-Voting Platform
- Crowdfunding Platform
- Funds Order Routing Platform
- None of the above
- Others (Please specify): Our services are detailed in the following page <https://www.latinclear.com.pa/servicios/>

## ❑ MOST IMPORTANT EVENTS DURING THE PAST YEAR

One of the most ambitious projects that had been working for decade was completed in May 2017, when stock exchanges of El Salvador and Panama executed the first cross border transaction, through a figure called "Operadores remotos" (remote operators) and since then all transactions have been compensated and settled by the CSD.



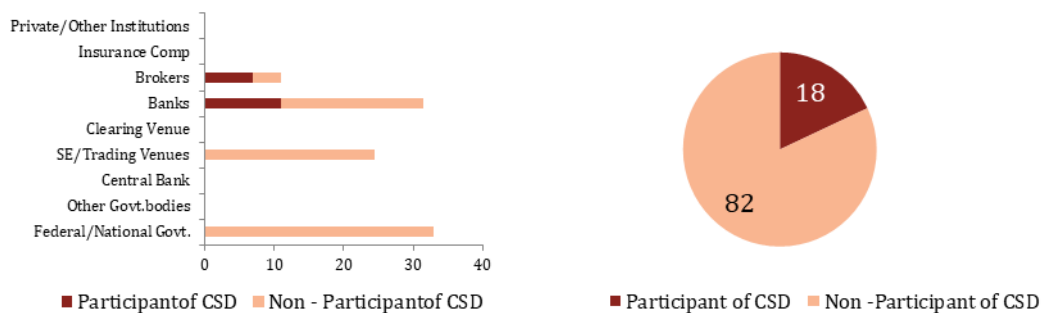
## ❑ BASIC INFORMATION

- **Regional Association** : ECSDA
- **Local Currency** : Bosnian Convertible Marka (BAM)
- **Conversion rate into USD** : 1 USD = 1.640 BAM (31-Dec-17)

## ❑ OWNERSHIP (AS ON 31-Dec-17)

- **CSD is not a part of group of infrastructure of stock exchange, central bank or holding company that owns other FMI.** State share is 33% and Stock Exchange 24,5%. The rest are banks and brokers.

### - Shareholding Pattern (in %)



- **Shares of CSD or holding company are not traded publicly.**

## ❑ MARKET STRUCTURE

- **Principal Account structure** : Beneficial Owner (Omnibus Accounts can also be opened)

### - Financial Instruments accepted for deposit and/or settlement

- Equities
- Collective Investment Vehicles
- Government Debt
- Corporate Debt
- Others

### - Financial Instruments held in

**Dematerialised form** Equities, Collective Investment Vehicles, Government Debt, Corporate Debt and Others

**Immobilised form** -

- **CSD or its group company does not have banking license**

- **CSD has DVP solution**

- **CSD uses central bank money for settlement**

## ❑ FULL TIME EMPLOYEES : 29



## ANNUAL REVENUE

	in USD (in thousand i.e. '000)	
	01-Jan-16 to 31-Dec-16	01-Jan-17 to 31-Dec-17
Revenue from Operations	1,046.950	1,093.902
Other Income	298.780	249.390
	1,345.730	1,343.293

## LINKS WITH OTHER CSDs

- CSD does not have links with other CSD

## STATISTICS & VOLUME

- Number of accounts held by CSD (as on 31-Dec-17)
 

Beneficial Owner Accounts	1,266,471
Omnibus Accounts	20
- Number of Participants (as on 31-Dec-17) (Total: 8)
 

Domestic Participants	8
Non-Domestic Participants	-

### Type of Participants

- o Domestic
  - Custodian and Brokers
- o Non Domestic

- Number of eligible issues (as on 31-Dec-17) (Total: 55)

Instrument Type	Distinct Eligible Issue	
	Domestic	Foreign
Equities	25	-
CIV	7	-
Debt (Federal/ National Govt.)	17	-
Debt (Other Govt. bodies)	1	-
Debt (corporate)	5	-
Others	-	-
	55	-

- Value of Deposit (as on 31-Dec-17) (Total: 7,836.919)

Instrument Type	Value of Deposit in USD (in millions i.e. '000,000)	
	Domestic	Foreign
Equities	5,842.038	-
CIV	839.718	-
Debt (Federal/ National Govt.)	1,045.010	-
Debt (Other Govt. bodies)	24.340	-
Debt (corporate)	85.813	-
Others	-	-
	7,836.919	-



- <b>Settlement Instruction (During Calendar Year 2017)</b>	
<b>Number of Instructions</b>	20,000
<b>Value Instructions in USD (in millions i.e. '000,000)</b>	58.049
- <b>Corporate Action Events (During Calendar Year 2017)</b>	
<b>Number of Events handled by CSD</b>	55
<b>Value in USD (in millions i.e. '000,000)</b>	598.785

## OTHER SERVICES

- Trade Repository Services
- Information Services
- National Numbering Agency Services
- Technological solutions
- Triparty Services
- Legal Entity Identifier (LEI) Services
- Valuation Services
- Cash Account and other Cash Services
- e-Voting Platform
- Crowdfunding Platform
- Funds Order Routing Platform
- None of the above
- Others (Please specify):

## MOST IMPORTANT EVENTS DURING THE YEAR:

- The payment agent's job in connection with the bill of exchange business was introduced as an instrument for securing bonds.
- The activities of transforming three closed investment funds Zepter invest, Kristal invest and Invest nova fund and registered first units of open-end investment funds were executed

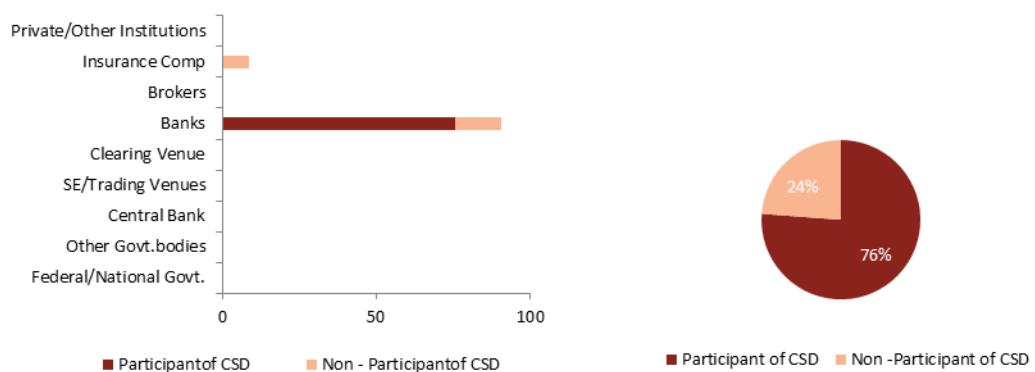
## ❑ BASIC INFORMATION

- **Regional Association** : ECSDA
- **Local Currency** : Macedonian Denar (MKD)
- **Conversion rate into USD** : 1 USD = 51.200 MKD (31-Dec-17)

## ❑ OWNERSHIP (AS ON 31-Dec-17)

- **CSD is not a part of group of infrastructure of stock exchange, central bank or holding company that owns other FMI.** CSD is owned by brokerage houses, banks and insurance companies.

### - Shareholding Pattern (in %)



- **Shares of CSD or holding company are publicly traded.**

## ❑ MARKET STRUCTURE

- **Principal Account structure** : Beneficial Owner (Omnibus Accounts can also be opened)

### - Financial Instruments accepted for deposit and/or settlement

- Equities
- Collective Investment Vehicles
- Government Debt
- Corporate Debt
- Others

### - Financial Instruments held in

- Dematerialised form** Equities, Government Debt and Corporate Debt
- Immobilised form** -

- **CSD or its group company does not have banking license**

- **CSD has DVP solution**

- **CSD uses central bank money for settlement**

## ❑ FULL TIME EMPLOYEES : 18



## ANNUAL REVENUE

	in USD (in thousand i.e. '000)	
	01-Jan-16 to 31-Dec-16	01-Jan-17 to 31-Dec-17
Revenue from Operations	669.820	762.227
Other Income	23.010	20.527
	692.830	782.754

## LINKS WITH OTHER CSDs

- CSD does not have links with other CSD

## STATISTICS & VOLUME

- Number of accounts held by CSD (as on 31-Dec-17)

Beneficial Owner Accounts	75,312
Omnibus Accounts	4

- Number of Participants (as on 31-Dec-17) (Total: 11)

Domestic Participants	11
Non-Domestic Participants	-

- Type of Participants

- o Domestic
  - Non Custodian Banks and Brokers
- o Non Domestic
- 

- Number of eligible issues (as on 31-Dec-17) (Total: 719)

Instrument Type	Distinct Eligible Issue	
	Domestic	Foreign
Equities	517	-
CIV	-	-
Debt (Federal/ National Govt.)	201	-
Debt (Other Govt. bodies)	-	-
Debt (corporate)	1	-
Others	-	-
	719	-

- Value of Deposit (as on 31-Dec-17) (Total: 6,045.964)

Instrument Type	Value of Deposit in USD (in millions i.e. '000,000)	
	Domestic	Foreign
Equities	4,157.790	-
CIV	-	-
Debt (Federal/ National Govt.)	1,886.973	-
Debt (Other Govt. bodies)	-	-
Debt (corporate)	1.201	-
Others	-	-
	6,045.964	-



<b>- Settlement Instruction (During Calendar Year 2017)</b>	
<b>Number of Instructions</b>	17,411
<b>Value Instructions in USD (in millions i.e. '000,000)</b>	248.116
<b>- Corporate Action Events (During Calendar Year 2017)</b>	
<b>Number of Events handled by CSD</b>	186
<b>Value in USD (in millions i.e. '000,000)</b>	979.889

## OTHER SERVICES

- Trade Repository Services
- Information Services
- National Numbering Agency Services
- Technological solutions
- Triparty Services
- Legal Entity Identifier (LEI) Services
- Valuation Services
- Cash Account and other Cash Services
- e-Voting Platform
- Crowdfunding Platform
- Funds Order Routing Platform
- None of the above
- Others (Please specify):

## MOST IMPORTANT EVENTS DURING THE PAST YEAR

- Launching of a portal for investors and issuers
- Amendments of Securities Law which lead to change of Rules of Operations, Membership rules, defining new Rules for cross border settlement
- Introducing Custodian banks as settlement members

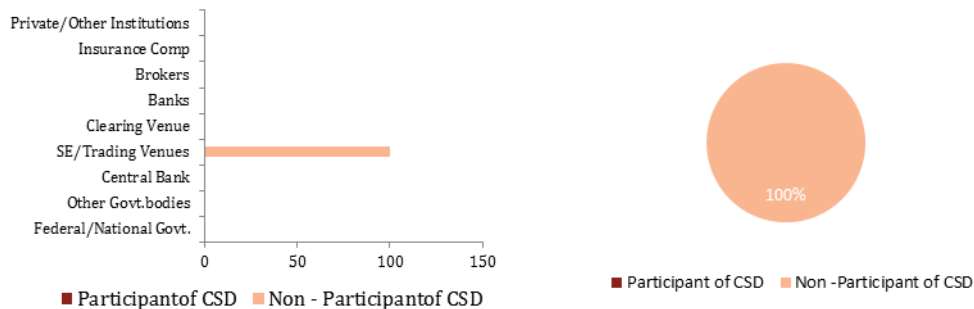
**❑ BASIC INFORMATION**

- **Regional Association :** AMEDA
- **Local Currency :** Botswana Pula (BWP)
- **Conversion rate into USD :** 1 USD = 9.880 BWP (31-Dec-17)

**❑ OWNERSHIP (AS ON 31-Dec-17)**

- **CSD is owned or controlled by stock exchange.**

- **Shareholding Pattern (in %)**



- **Shares of CSD or holding company are not traded publicly.**

**❑ MARKET STRUCTURE**

- **Principal Account structure :** Beneficial Owner (Omnibus Accounts can also be opened)
- **Financial Instruments accepted for deposit and/or settlement**
  - Equities
  - Collective Investment Vehicles
  - Government Debt
  - Corporate Debt
  - Others
- **Financial Instruments held in**
  - Dematerialised form** Equities, Corporate Debt, Others
  - Immobilised form** -
- **CSD or its group company does not have banking license**
- **CSD has DVP solution**
- **CSD uses commercial bank money for settlement**

**❑ FULL TIME EMPLOYEES : 6**

**ANNUAL REVENUE**

	in USD (in thousand i.e. '000)	
	01-Jan-16 to 31-Dec-16	01-Jan-17 to 31-Dec-17
Revenue from Operations	18.220	172.065
Other Income	2,692.310	2,914.980
	2,710.530	3,087.045

**LINKS WITH OTHER CSDs**

- CSD does not have links with other CSD

**STATISTICS & VOLUME**

- Number of accounts held by CSD (as on 31-Dec-17)

Beneficial Owner Accounts	90,329
Omnibus Accounts	-

- Number of Participants (as on 31-Dec-17) (Total: 12)

Domestic Participants	11
Non-Domestic Participants	1

- Type of Participants

- o Domestic  
Custodian, Brokers and Others
- o Non Domestic  
Custodian

- Number of eligible issues (as on 31-Dec-17) (Total: 79)

Instrument Type	Distinct Eligible Issue	
	Domestic	Foreign
Equities	28	8
CIV	-	-
Debt (Federal/ National Govt.)	5	-
Debt (Other Govt. bodies)	-	-
Debt (corporate)	38	-
Others	-	-
	71	8

- Value of Deposit (as on 31-Dec-17) (Total: 8.927)

Instrument Type	Value of Deposit in USD (in millions i.e. '000,000)	
	Domestic	Foreign
Equities	4.494	2.986
CIV	-	-
Debt (Federal/ National Govt.)	0.921	-
Debt (Other Govt. bodies)	-	-
Debt (corporate)	0.526	-
Others	-	-
	5.941	2.986

<b>- Settlement Instruction (During Calendar Year 2017)</b>	
<b>Number of Instructions</b>	15,619
<b>Value Instructions in USD (in millions i.e. '000,000)</b>	530.628
<b>- Corporate Action Events (During Calendar Year 2017)</b>	
<b>Number of Events handled by CSD</b>	19
<b>Value in USD (in millions i.e. '000,000)</b>	154.656

**❑ OTHER SERVICES**

- Trade Repository Services
- Information Services
- National Numbering Agency Services
- Technological solutions
- Triparty Services
- Legal Entity Identifier (LEI) Services
- Valuation Services
- Cash Account and other Cash Services
- e-Voting Platform
- Crowdfunding Platform
- Funds Order Routing Platform
- None of the above
- Others (Please specify):

**❑ MOST IMPORTANT EVENTS DURING THE PAST YEAR**

Nothing much could be said, except that CSDB is procuring a new system after having the old one for more than 10yrs.

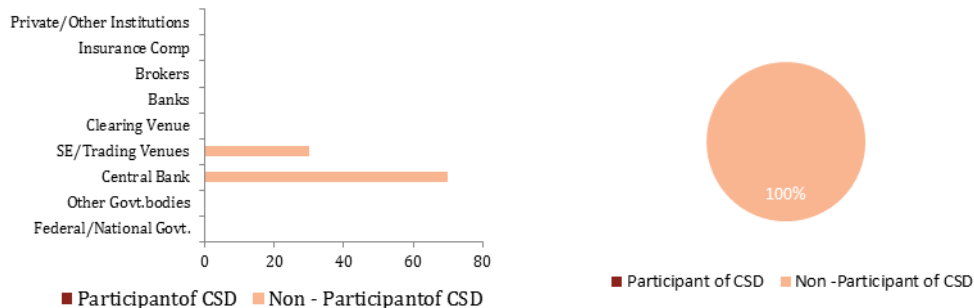
**❑ BASIC INFORMATION**

- **Regional Association** : AMEDA
- **Local Currency** : Ghanaian Cedi (GHS)
- **Conversion rate into USD** : 1 USD = 4.580 GHS (31-Dec-17)

**❑ OWNERSHIP (AS ON 31-Dec-17)**

- **CSD is not a part of group of infrastructure of stock exchange, central bank or holding company that owns other FMI.** The CSD is autonomous.

- **Shareholding Pattern (in %)**



- **Shares of CSD or holding company are not traded publicly.**

**❑ MARKET STRUCTURE**

- **Principal Account structure** : Beneficial Owner (Omnibus Accounts can also be opened)

- **Financial Instruments accepted for deposit and/or settlement**

- Equities
- Collective Investment Vehicles
- Government Debt
- Corporate Debt
- Others

- **Financial Instruments held in**

- |                            |  |
|----------------------------|--|
| <b>Dematerialised form</b> | Equities, Government Debt and Corporate Debt |
| <b>Immobilised form</b>    | Equities                                     |

- **CSD or its group company does not have banking license**
- **CSD has DVP solution**
- **CSD uses central bank money for settlement**

**❑ FULL TIME EMPLOYEES : 29**

**ANNUAL REVENUE**

	in USD (in thousand i.e. '000)	
	01-Jan-16 to 31-Dec-16	01-Jan-17 to 31-Dec-17
Revenue from Operations	6,768.560	10,480.349
Other Income	655.020	1,528.384
	7,423.580	12,008.734

**LINKS WITH OTHER CSDs**

- CSD does not have links with other CSD

**STATISTICS & VOLUME**

- **Number of accounts held by CSD (as on 31-Dec-17)**

Beneficial Owner Accounts	976,955
Omnibus Accounts	4,458
- **Number of Participants (as on 31-Dec-17) (Total: 75)**

Domestic Participants	75
Non-Domestic Participants	-
- **Type of Participants**
  - o Domestic  
Custodian, Non Custodian Banks, Brokers, Asset Managers and Others
  - o Non Domestic
- **Number of eligible issues (as on 31-Dec-17) (Total: 425)**

Instrument Type	Distinct Eligible Issue	
	Domestic	Foreign
Equities	47	-
CIV	1	-
Debt (Federal/ National Govt.)	149	4
Debt (Other Govt. bodies)	104	-
Debt (corporate)	120	-
Others	-	-
	421	4

- **Value of Deposit (as on 31-Dec-17) (Total: 65,146.869)**

Instrument Type	Value of Deposit in USD (in millions i.e. '000,000)	
	Domestic	Foreign
Equities	3,043.974	-
CIV	0.044	-
Debt (Federal/ National Govt.)	14,562.328	316.000
Debt (Other Govt. bodies)	45,899.557	-
Debt (corporate)	1,324.967	-
Others	-	-
	64,830.869	316.000

- <b>Settlement Instruction (During Calendar Year 2017)</b>	
<b>Number of Instructions</b>	78,000
<b>Value Instructions in USD (in millions i.e. '000,000)</b>	61,548.448
- <b>Corporate Action Events (During Calendar Year 2017)</b>	
<b>Number of Events handled by CSD</b>	12,000
<b>Value in USD (in millions i.e. '000,000)</b>	4,785.886

#### **OTHER SERVICES**

- Trade Repository Services
- Information Services
- National Numbering Agency Services
- Technological solutions
- Triparty Services
- Legal Entity Identifier (LEI) Services
- Valuation Services
- Cash Account and other Cash Services
- e-Voting Platform
- Crowdfunding Platform
- Funds Order Routing Platform
- None of the above
- Others (Please specify):

#### **MOST IMPORTANT EVENTS DURING THE PAST YEAR**

- Development of a client portal granting clients online access to their security holdings at the CSD. This is currently being piloted by selected clients and will soon be made available to all clients.
- An electronic IPO system has been implemented.
- Ongoing stakeholder discussions and preparations toward the adoption of Global Master Repo Agreement and Global Master Securities Lending Agreement
- CSD (GH) Ltd is in the final stages of its IOSCO Self-Assessment
- The organization is undertaking enhancement to its Risk Management Practices and Procedures one of which being the establishment of an Emergency Operating Centre (EOC)
- CSD (GH) Ltd has its own BIC and is in the process of the implementation of SWIFT for securities delivery
- There has also been Introduction of Free of Payment, FOP as an additional mode of settlement



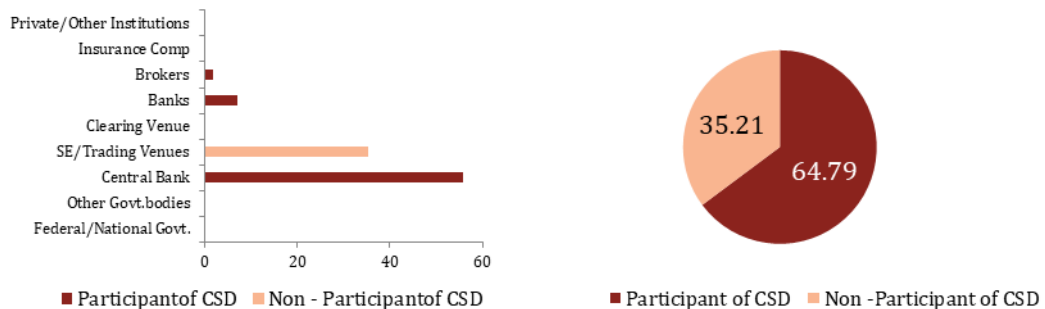
## ❑ BASIC INFORMATION

- **Regional Association** : ACG and AECSA
- **Local Currency** : Kazakhstani Tenge (KZT)
- **Conversion rate into USD** : 1 USD = 332.900 KZT (31-Dec-17)

## ❑ OWNERSHIP (AS ON 31-Dec-17)

- CSD is owned or controlled by central bank.

### - Shareholding Pattern (in %)



- Shares of CSD or holding company are not traded publicly.

## ❑ MARKET STRUCTURE

- **Principal Account structure** : Beneficial Owner (Omnibus Accounts can also be opened)

### - Financial Instruments accepted for deposit and/or settlement

- Equities
- Collective Investment Vehicles
- Government Debt
- Corporate Debt
- Others

### - Financial Instruments held in

- Dematerialised form** : Equities, Collective Investment Vehicles, Government Debt, Corporate Debt and Others
- Immobilised form** : -

- CSD or its group company has banking license

- CSD has DVP solution

- CSD uses central bank money for settlement

## ❑ FULL TIME EMPLOYEES : 85

## ANNUAL REVENUE

	in USD (in thousand i.e. '000)	
	01-Jan-16 to 31-Dec-16	01-Jan-17 to 31-Dec-17
Revenue from Operations	3,065.490	3,608.441
Other Income	596.820	662.361
	3,662.310	4,270.802

## LINKS WITH OTHER CSDs

### CSD has links with other CSD

#### Number of Links with other CSDs - 6

- Both inbound and outbound – 2 (Only Direct)
- Only Inbound – 3 (Only Direct)
- Only Outbound – 1 (Only Direct)

#### Purpose of Links with other CSDs

- Both DVP and FOP – 4 (Only Direct)
- Only FOP – 2 (Only Direct)

## STATISTICS & VOLUME

### Number of accounts held by CSD (as on 31-Dec-17)

Beneficial Owner Accounts	115,387
Omnibus Accounts	108

### Number of Participants (as on 31-Dec-17) (Total: 60)

Domestic Participants	48
Non-Domestic Participants	12

### Type of Participants

- **Domestic**  
Custodian, Non Custodian Banks and Brokers
- **Non Domestic**  
Non Custodian Banks and Brokers

### Number of eligible issues (as on 31-Dec-17) (Total: 1,071)

Instrument Type	Distinct Eligible Issue	
	Domestic	Foreign
Equities	342	39
CIV	10	5
Debt (Federal/ National Govt.)	152	3
Debt (Other Govt. bodies)	89	-
Debt (corporate)	399	32
Others	-	-
	992	79

- Value of Deposit (as on 31-Dec-17) (Total: 67,007.055)

Value of Deposit in USD (in millions i.e. '000,000)

Instrument Type	Domestic	Foreign
Equities	26,363.559	263.857
CIV	28.259	25.448
Debt (Federal/ National Govt.)	438.080	422.096
Debt (Other Govt. bodies)	28,805.813	-
Debt (corporate)	10,085.336	574.607
Others	-	-
	65,721.046	1,286.009

- Settlement Instruction (During Calendar Year 2017)

Number of Instructions 287,805  
Value Instructions in USD (in millions i.e. '000,000) 1,272,338.328

- Corporate Action Events (During Calendar Year 2017)

Number of Events handled by CSD 694  
Value in USD (in millions i.e. '000,000) 190,114.488

## OTHER SERVICES

- Trade Repository Services
- Information Services
- National Numbering Agency Services
- Technological solutions
- Triparty Services
- Legal Entity Identifier (LEI) Services
- Valuation Services
- Cash Account and other Cash Services
- e-Voting Platform
- Crowdfunding Platform
- Funds Order Routing Platform
- None of the above
- Others (Please specify):

## MOST IMPORTANT EVENTS DURING THE PAST YEAR

In 2017 in frameworks of the National Bank's Short-Term Notes Placement project using a "blockchain" technology the Central Securities Depository developed the Rules of Maintaining the Short-term Notes Holders Register System of the National Bank of the Republic of Kazakhstan Distributed Among Individuals. This project enables individuals to run buy and sell online operations of short-term notes of the National Bank via mobile application.

In the meantime, in order to obtain an accurate information of correspondent banks and to transmit information upon requests of other participants the Central Securities Depository became a participant of SWIFT KYC Registry in June 2017.

In September 2017 the Central Securities Depository introduced an AML/CFT new module as a part of AIS Depository Settlement Securities System.

Moreover, to arrange convenient optional link of electronic data interchange with informing persons of the Central Securities Depository using modern technologies the Central Securities Depository developed personal online cabinet in November 2017.

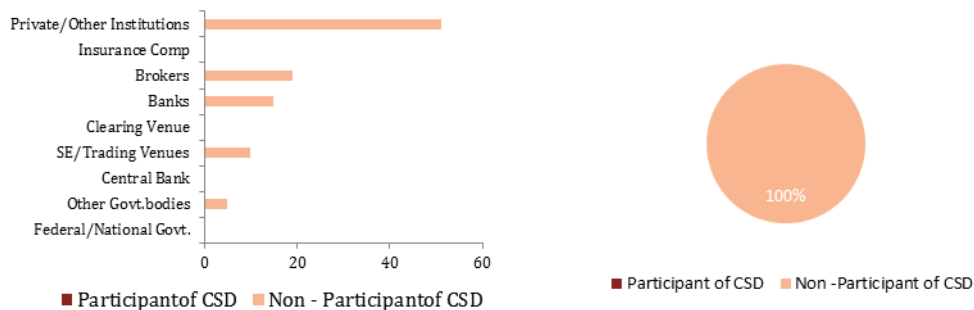
## ❑ BASIC INFORMATION

- **Regional Association** : ACG
- **Local Currency** : Iranian Rial (IRR)
- **Conversion rate into USD** : 1 USD = 36092.390 IRR (31-Dec-17)

## ❑ OWNERSHIP (AS ON 31-Dec-17)

- **CSD is not a part of group of infrastructure of stock exchange, central bank or holding company that owns other FMI.** CSDI is a public joint stock company under the supervision of Securities and Exchange Organization (SEO).

### - Shareholding Pattern (in %)



- **Shares of CSD or holding company are publicly traded.**

## ❑ MARKET STRUCTURE

- **Principal Account structure** : Beneficial Owner
- **Financial Instruments accepted for deposit and/or settlement**
  - Equities
  - Collective Investment Vehicles
  - Government Debt
  - Corporate Debt
  - Others
- **Financial Instruments held in**
  - Dematerialised form** : Equities, Government Debt and Corporate Debt
  - Immobilised form** : Equities, Government Debt and Corporate Debt
- **CSD or its group company does not have banking license**
- **CSD has DVP solution**
- **CSD uses commercial bank money for settlement**

## ❑ FULL TIME EMPLOYEES : 207

## ANNUAL REVENUE

	in USD (in thousand i.e. '000)	
	21-Mar-16 to 20-Mar-17	21-Mar-17 to 20-Mar-18
Revenue from Operations	9,405.310	9,921.704
Other Income	18.290	18.757
	9,423.590	9,940.461

## LINKS WITH OTHER CSDs

- CSD does not have links with other CSD

## STATISTICS & VOLUME

- Number of accounts held by CSD (as on 31-Dec-17)
 

Beneficial Owner Accounts	10,483,029
Omnibus Accounts	-
- Number of Participants (as on 31-Dec-17) (Total: 112)
 

Domestic Participants	112
Non-Domestic Participants	-
- Type of Participants
  - o Domestic
    - Brokers and Asset Managers
  - o Non Domestic
- 
- Number of eligible issues (as on 31-Dec-17) (Total: 1070)

Instrument Type	Distinct Eligible Issue	
	Domestic	Foreign
Equities	783	-
CIV	29	-
Debt (Federal/ National Govt.)	37	-
Debt (Other Govt. bodies)	1	-
Debt (corporate)	17	-
Others	203	-
	1,070	-

- Value of Deposit (as on 31-Dec-17) (Total: 144,217.393)

Instrument Type	Value of Deposit in USD (in millions i.e. '000,000)	
	Domestic	Foreign
Equities	125,545.922	-
CIV	94.729	-
Debt (Federal/ National Govt.)	15,937.370	-
Debt (Other Govt. bodies)	41.560	-
Debt (corporate)	1,725.849	-
Others	871.963	-
	144,217.393	-

<b>- Settlement Instruction (During Calendar Year 2017)</b>	
<b>Number of Instructions</b>	25,544,000
<b>Value Instructions in USD (in millions i.e. '000,000)</b>	16,026.657
<b>- Corporate Action Events (During Calendar Year 2017)</b>	
<b>Number of Events handled by CSD</b>	328
<b>Value in USD (in millions i.e. '000,000)</b>	-

## ❑ OTHER SERVICES

- Trade Repository Services
- Information Services
- National Numbering Agency Services
- Technological solutions
- Triparty Services
- Legal Entity Identifier (LEI) Services
- Valuation Services
- Cash Account and other Cash Services
- e-Voting Platform
- Crowdfunding Platform
- Funds Order Routing Platform
- None of the above
- Others (Please specify):

## ❑ MOST IMPORTANT EVENTS DURING THE PAST YEAR

- CSDI Hosts Joint Workshop on Iran-Germany Capital Market, Tehran - February 2017
- CSDI developed the "Comprehensive Risk Management Plan", 2017.
- CSDI designed "Dealer Model" and "Blue Model" as part of its less risk-exposed planning strategy for foreign investors, July 2017.
- CSDI adopted T+2 settlement cycle for securities transactions aimed to reduce operational and systemic risks, February 2018.
- CSDI considered Credit Limit for brokers nationwide for better risk management, February 2018
- CSDI designed, and implemented the novel e-KYC Comprehensive Information Gathering System (CIGS), May 2018.
- Federation of Euro-Asian Stock Exchanges (FEAS) voted for CSDI to maintain executive board seat, October 2018.
- Asia-Pacific CSD Group (ACG) elected and endorsed the CSDI chief for vice-chair November 2018.

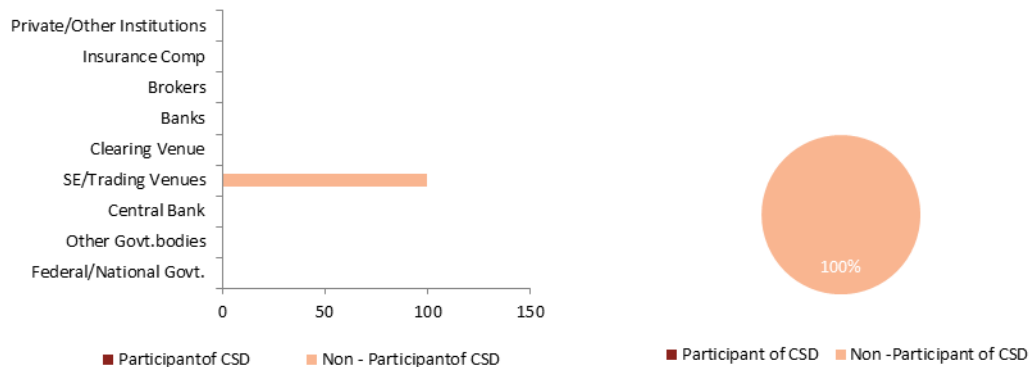


## ❑ BASIC INFORMATION

- **Regional Association :** ECSDA
- **Local Currency :** Euro (EUR)
- **Conversion rate into USD :** 1 USD = 0.840 EUR (31-Dec-17)

## ❑ OWNERSHIP (AS ON 31-Dec-17)

- **CSD is owned or controlled by stock exchange.**
- **Shareholding Pattern (in %)**



- **Shares of CSD or holding company are not traded publicly.**

## ❑ MARKET STRUCTURE

- **Principal Account structure :** Beneficial Owner (Omnibus Accounts can also be opened)
- **Financial Instruments accepted for deposit and/or settlement**
  - Equities
  - Collective Investment Vehicles
  - Government Debt
  - Corporate Debt
  - Others
- **Financial Instruments held in**
  - Dematerialised form** Equities, Collective Investment Vehicles, Government Debt, Corporate Debt and Others
  - Immobilised form** -
- **CSD or its group company does not have banking license**
- **CSD has DVP solution**
- **CSD uses central bank money for settlement**

## ❑ FULL TIME EMPLOYEES : 65

## ANNUAL REVENUE

	in USD (in thousand i.e. '000)	
	01-Jan-16 to 31-Dec-16	01-Jan-17 to 31-Dec-17
Revenue from Operations	10,163.100	10,097.619
Other Income	1,796.430	1,623.810
	11,959.520	11,721.429

## LINKS WITH OTHER CSDs

- CSD has links with other CSD
  - o Number of Links with other CSDs - 4
    - Only Inbound - 4 (Only Direct)
  - o Purpose of Links with other CSDs
    - Both DVP and FOP - 3 (Only Direct)
    - Only FOP - 1 (Only Direct)

## STATISTICS & VOLUME

- Number of accounts held by CSD (as on 31-Dec-17)
 

Beneficial Owner Accounts	238,220
Omnibus Accounts	39
- Number of Participants (as on 31-Dec-17) (Total: 22)
 

Domestic Participants	19
Non-Domestic Participants	3
- Type of Participants
  - o Domestic  
Custodian, Non Custodian Banks, Brokers and Others
  - o Non Domestic  
Custodian and Others

- Number of eligible issues (as on 31-Dec-17) (Total: 2,522)

Instrument Type	Distinct Eligible Issue	
	Domestic	Foreign
Equities	1,985	-
CIV	7	-
Debt (Federal/ National Govt.)	19	-
Debt (Other Govt. bodies)	7	-
Debt (corporate)	504	-
Others	-	-
	2,522	-

- **Value of Deposit (as on 31-Dec-17)** (Total: 104,459.912)

**Value of Deposit in USD (in millions i.e. '000,000)**

Instrument Type	Domestic	Foreign
Equities	48,290.344	-
CIV	3.988	-
Debt (Federal/ National Govt.)	42,722.661	-
Debt (Other Govt. bodies)	4.604	-
Debt (corporate)	13,438.315	-
Others	-	-
	104,459.912	-

- **Settlement Instruction (During Calendar Year 2017)**

Number of Instructions 15,359  
 Value Instructions in USD (in millions i.e. '000,000) 75,701.057

- **Corporate Action Events (During Calendar Year 2017)**

Number of Events handled by CSD 252  
 Value in USD (in millions i.e. '000,000) 7,890.465

## ❑ OTHER SERVICES

- Trade Repository Services
- Information Services
- National Numbering Agency Services
- Technological solutions
- Triparty Services
- Legal Entity Identifier (LEI) Services
- Valuation Services
- Cash Account and other Cash Services
- e-Voting Platform
- Crowdfunding Platform
- Funds Order Routing Platform
- None of the above
- Others (Please specify):

## ❑ MOST IMPORTANT EVENTS DURING THE PAST YEAR

- CDCP migrated to T2S platform on 6 February 2017.
- In September 2017 CDCP submitted to its regulator, the National Bank of Slovakia, an application for authorization pursuant to the EU Regulation No 909/2014 CSDR.



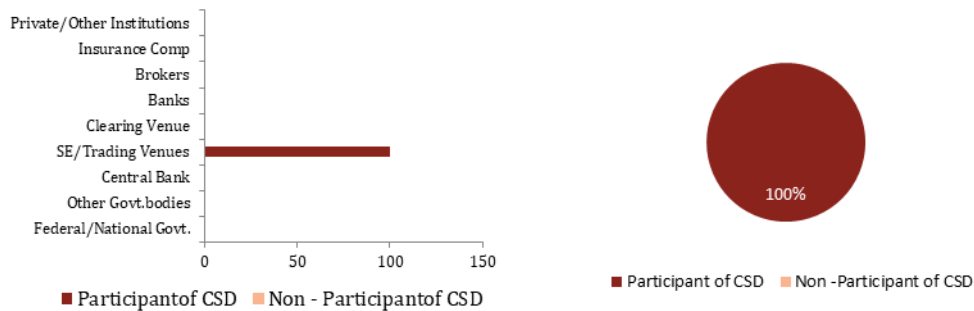
## ❑ BASIC INFORMATION

- **Regional Association :** ECSDA
- **Local Currency :** Czech Koruna (CZK)
- **Conversion rate into USD :** 1 USD = 21.290 CZK (31-Dec-17)

## ❑ OWNERSHIP (AS ON 31-Dec-17)

- **CSD is owned or controlled by stock exchange.**

### - Shareholding Pattern (in %)



- **Shares of CSD or holding company are not traded publicly.**

## ❑ MARKET STRUCTURE

- **Principal Account structure :** Beneficial Owner (Omnibus Accounts can also be opened)
- **Financial Instruments accepted for deposit and/or settlement**
  - Equities
  - Collective Investment Vehicles
  - Government Debt
  - Corporate Debt
  - Others
- **Financial Instruments held in**
  - Dematerialised form** Equities, Collective Investment Vehicles, Government Debt, Corporate Debt and Others
  - Immobilised form** -
- **CSD or its group company does not have banking license**
- **CSD has DVP solution**
- **CSD uses central bank money for settlement**

## ❑ FULL TIME EMPLOYEES : 45

## ANNUAL REVENUE

	in USD (in thousand i.e. '000)	
	01-Jan-16 to 31-Dec-16	01-Jan-17 to 31-Dec-17
Revenue from Operations	16,815.410	17,989.667
Other Income	3,053.080	140.911
	19,868.480	18,130.578

## LINKS WITH OTHER CSDs

- CSD has links with other CSD
  - o Number of Links with other CSDs - 3
    - Only Outbound – 3 (Only Direct)
  - o Purpose of Links with other CSDs
    - Only FOP – 3 (Only Direct)

## STATISTICS & VOLUME

- Number of accounts held by CSD (as on 31-Dec-17)
 

Beneficial Owner Accounts	1,289,612
Omnibus Accounts	13
- Number of Participants (as on 31-Dec-17) (Total: 25)
 

Domestic Participants	22
Non-Domestic Participants	3
- Type of Participants
  - o Domestic
    - Custodian, Brokers and Others
  - o Non Domestic
    - Custodian and Brokers
- Number of eligible issues (as on 31-Dec-17) (Total: 3,629)

Instrument Type	Distinct Eligible Issue	
	Domestic	Foreign
Equities	2,635	1
CIV	15	-
Debt (Federal/ National Govt.)	207	-
Debt (Other Govt. bodies)	2	-
Debt (corporate)	662	-
Others	107	-
	3,628	1



- **Value of Deposit (as on 31-Dec-17)** (Total: 136,542.414)

**Value of Deposit in USD (in millions i.e. '000,000)**

<b>Instrument Type</b>	<b>Domestic</b>	<b>Foreign</b>
<b>Equities</b>	58,452.889	434.617
<b>CIV</b>	196.336	-
<b>Debt (Federal/ National Govt.)</b>	63,872.757	-
<b>Debt (Other Govt. bodies)</b>	234.852	-
<b>Debt (corporate)</b>	13,074.448	-
<b>Others</b>	276.515	-
	136,107.797	434.617

- **Settlement Instruction (During Calendar Year 2017)**

**Number of Instructions** 1,337  
**Value Instructions in USD (in millions i.e. '000,000)** 260,564.537

- **Corporate Action Events (During Calendar Year 2017)**

**Number of Events handled by CSD** 428  
**Value in USD (in millions i.e. '000,000)** 34.993

#### **OTHER SERVICES**

- Trade Repository Services
- Information Services
- National Numbering Agency Services
- Technological solutions
- Triparty Services
- Legal Entity Identifier (LEI) Services
- Valuation Services
- Cash Account and other Cash Services
- e-Voting Platform
- Crowdfunding Platform
- Funds Order Routing Platform
- None of the above
- Others (Please specify):

#### **MOST IMPORTANT EVENTS DURING THE PAST YEAR**

Significant events that influenced the development of Central Securities Depository Prague in the previous year:

- Crucial projects included the preparation of groundwork within the licencing procedure in accordance with the European Central Securities Depositories Regulation. CSD Prague applied for authorisation with the Czech National Bank on 27 September 2017 and the application contained more than 180 documents supporting our compliance with requirements. I assume that the licencing procedure could be successfully completed during 2018.



- As in 2016, CDS Prague experienced the growth of issuers, mainly share issuers, in 2017. This trend is connected with the government initiative for the achievement of higher transparency while drawing funds from public budgets and the required obligation of a dematerialised form with companies that participate in public procurement.
- CDS Prague's major successful projects and achieved goals include in particular the migration of foreign securities to the Euroclear international depository, the opening of our own account in the CERTIS payment system, the computerisation and higher proportion of automation when applying for LEI and ISIN codes, the extension of supported messages of the SWIFT international network in respect of internal settlement and the fulfilment of all conditions of the GLEIF international organisation overarching the LEI allocation and obtaining of accreditation in December 2017.



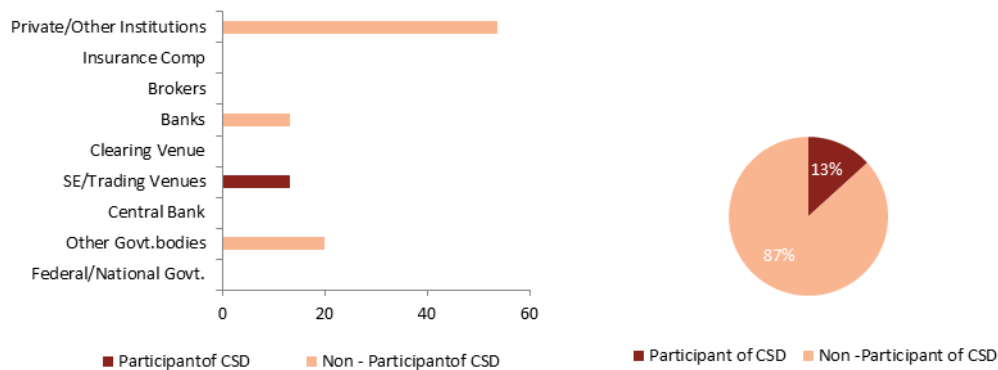
## ❑ BASIC INFORMATION

- **Regional Association** : AMEDA
- **Local Currency** : US Dollar (USD)

## ❑ OWNERSHIP (AS ON 31-Dec-17)

- **CSD is not a part of group of infrastructure of stock exchange, central bank or holding company that owns other FMI.** The CSD is controlled by Quasi-Government institutions.

### - Shareholding Pattern (in %)



- **Shares of CSD or holding company are not traded publicly.**

## ❑ MARKET STRUCTURE

- **Principal Account structure** : Beneficial Owner (Omnibus Accounts can also be opened)
- **Financial Instruments accepted for deposit and/or settlement**
  - Equities
  - Collective Investment Vehicles
  - Government Debt
  - Corporate Debt
  - Others
- **Financial Instruments held in**
  - Dematerialised form** : Equities and Corporate Debt
  - Immobilised form** : -
- **CSD or its group company does not have banking license**
- **CSD has DVP solution**
- **CSD uses central bank money for settlement**

## ❑ FULL TIME EMPLOYEES : 15

## ANNUAL REVENUE

	in USD (in thousand i.e. '000)	
	01-Jan-16 to 31-Dec-16	01-Jan-17 to 31-Dec-17
Revenue from Operations	420.000	1,500.000
Other Income	210.000	-
	630.000	1,500.000

## LINKS WITH OTHER CSDs

- CSD does not have links with other CSD

## STATISTICS & VOLUME

- Number of accounts held by CSD (as on 31-Dec-17)

Beneficial Owner Accounts	25,897
Omnibus Accounts	71

- Number of Participants (as on 31-Dec-17) (Total: 23)

Domestic Participants	23
Non-Domestic Participants	-

- Type of Participants

- o Domestic
  - Custodian and Brokers
- o Non Domestic

- Number of eligible issues (as on 31-Dec-17) (Total: 64)

Instrument Type	Distinct Eligible Issue	
	Domestic	Foreign
Equities	58	4
CIV	-	-
Debt (Federal/ National Govt.)	-	-
Debt (Other Govt. bodies)	-	-
Debt (corporate)	2	-
Others	-	-
	60	4

- Value of Deposit (as on 31-Dec-17) (Total: 8.900)

Instrument Type	Value of Deposit in USD (in millions i.e. '000,000)	
	Domestic	Foreign
Equities	5.600	1.600
CIV	-	-
Debt (Federal/ National Govt.)	-	-
Debt (Other Govt. bodies)	-	-
Debt (corporate)	1.700	-
Others	-	-
	7.300	1.600

<b>- Settlement Instruction (During Calendar Year 2017)</b>	
<b>Number of Instructions</b>	18,000
<b>Value Instructions in USD (in millions i.e. '000,000)</b>	1,360.000
<b>- Corporate Action Events (During Calendar Year 2017)</b>	
<b>Number of Events handled by CSD</b>	-
<b>Value in USD (in millions i.e. '000,000)</b>	-

## OTHER SERVICES

- Trade Repository Services
- Information Services
- National Numbering Agency Services
- Technological solutions
- Triparty Services
- Legal Entity Identifier (LEI) Services
- Valuation Services
- Cash Account and other Cash Services
- e-Voting Platform
- Crowdfunding Platform
- Funds Order Routing Platform
- None of the above
- Others (Please specify):

## MOST IMPORTANT EVENTS DURING THE PAST YEAR

The CSD introduced a second settlement window on 3 September 2018. In line with this change, the timeline for funding for the first settlement window changed from 10:00 am to 09:00 am on T+3. The second settlement window is available daily at 14:00 pm on T+3.

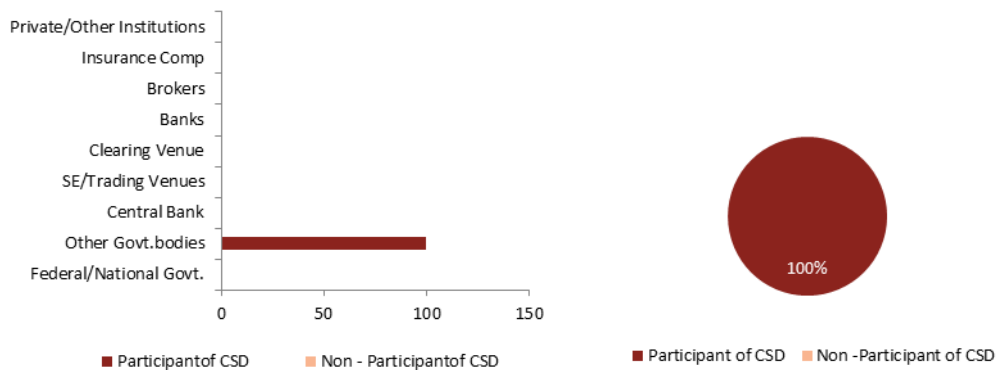
**❑ BASIC INFORMATION**

- **Regional Association** : ACG
- **Local Currency** : Chinese Yuan Renminbi (CNY)
- **Conversion rate into USD** : 1 USD = 6.510 CNY (31-Dec-17)

**❑ OWNERSHIP (AS ON 31-Dec-17)**

- **CSD is not a part of group of infrastructure of stock exchange, central bank or holding company that owns other FMI.** CCDC is 100% owned by Ministry of Finance.

- **Shareholding Pattern (in %)**



- **Shares of CSD or holding company are not traded publicly.**

**❑ MARKET STRUCTURE**

- **Principal Account structure** : Beneficial Owner
- **Financial Instruments accepted for deposit and/or settlement**
  - Equities
  - Collective Investment Vehicles
  - Government Debt
  - Corporate Debt
  - Others
- **Financial Instruments held in**
  - Dematerialised form** : Government Debt, Corporate Debt and Others
  - Immobilised form** : -
- **CSD or its group company does not have banking license**
- **CSD has DVP solution**
- **CSD uses central bank money for settlement**

**❑ FULL TIME EMPLOYEES : 843**

□ ANNUAL REVENUE

	in USD (in thousand i.e. '000)	
	01-Jan-16 to 31-Dec-16	01-Jan-17 to 31-Dec-17
Revenue from Operations	-	-
Other Income	-	-
	-	-

□ LINKS WITH OTHER CSDs

- CSD has links with other CSD
  - Number of Links with other CSDs - 2
    - Only Inbound – 1 (Only Direct)
    - Only Outbound – 1 (Only Direct)
  - Purpose of Links with other CSDs
    - Only DVP – 2 (Only Direct)

□ STATISTICS & VOLUME

- Number of accounts held by CSD (as on 31-Dec-17)
 

Beneficial Owner Accounts	18,741
Omnibus Accounts	-
- Number of Participants (as on 31-Dec-17) (Total: 18,741)
 

Domestic Participants	18,123
Non-Domestic Participants	618
- Type of Participants
  - Domestic
    - Others
  - Non Domestic
    - Others

Instrument Type	Distinct Eligible Issue	
	Domestic	Foreign
Equities	-	-
CIV	-	-
Debt (Federal/ National Govt.)	152	-
Debt (Other Govt. bodies)	1,751	-
Debt (corporate)	783	-
Others	235	-
	2,921	-

- **Value of Deposit (as on 31-Dec-17)** (Total: 7,231,364.899)

**Value of Deposit in USD (in millions i.e. '000,000)**

Instrument Type	Domestic	Foreign
Equities	-	-
CIV	-	-
Debt (Federal/ National Govt.)	1,434,845.485	-
Debt (Other Govt. bodies)	5,312,419.990	-
Debt (corporate)	484,099.424	-
Others	-	-
	7,231,364.899	-

- **Settlement Instruction (During Calendar Year 2017)**

Number of Instructions 2,096,000  
Value Instructions in USD (in millions i.e. '000,000) 87,364,455.453

- **Corporate Action Events (During Calendar Year 2017)**

Number of Events handled by CSD 15,000  
Value in USD (in millions i.e. '000,000) 1,248,847.926

#### **OTHER SERVICES**

- Trade Repository Services
- Information Services
- National Numbering Agency Services
- Technological solutions
- Triparty Services
- Legal Entity Identifier (LEI) Services
- Valuation Services
- Cash Account and other Cash Services
- e-Voting Platform
- Crowdfunding Platform
- Funds Order Routing Platform
- None of the above
- Others (Please specify): Issuance, registration, depository, settlement, principal & interest payment, collateral management services etc.

#### **MOST IMPORTANT EVENTS DURING THE PAST YEAR**

- Establishment of the CCDC Shanghai Headquarters to play a part in building an international financial center in Shanghai;
- Establishment of the ChinaBond Pricing Center co., Ltd. and release of the Shanghai Key Yield (SKY) Curve;
- Establishment of ChinaBond Fintech Information Technology Co., Ltd;
- Construction of the New-generation System;
- Full support for Bond Connect in Hong Kong;
- Continued breakthroughs and innovation in collateral management services;
- Promotion of cross-border infrastructure services with a global vision

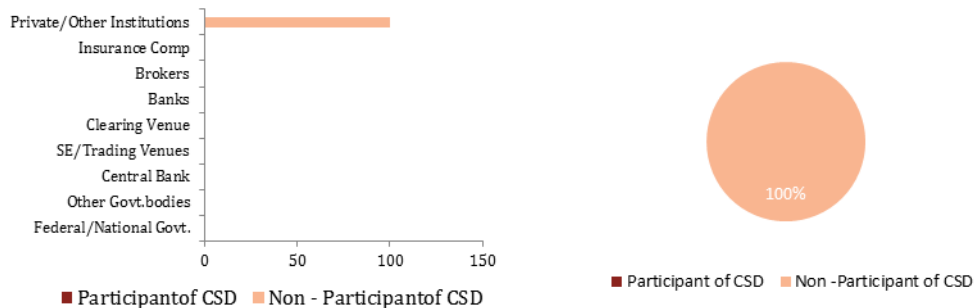
## ❑ BASIC INFORMATION

- **Regional Association** : AECSD
- **Local Currency** : Tajikistani Somoni (TJS)
- **Conversion rate into USD** : 1 USD = 8.830 TJS (31-Dec-17)

## ❑ OWNERSHIP (AS ON 31-Dec-17)

- **CSD is not a part of group of infrastructure of stock exchange, central bank or holding company that owns other FMI.** CSD is owned and controlled by shareholders.

### - Shareholding Pattern (in %)



- **Shares of CSD or holding company are not traded publicly.**

## ❑ MARKET STRUCTURE

- **Principal Account structure** : Omnibus
- **Financial Instruments accepted for deposit and/or settlement**
  - Equities
  - Collective Investment Vehicles
  - Government Debt
  - Corporate Debt
  - Others
- **Financial Instruments held in**

<b>Dematerialised form</b>	Corporate Debt
<b>Immobilised form</b>	-
- **CSD or its group company does not have banking license**
- **CSD has DVP solution**
- **CSD uses commercial bank money for settlement**

## ❑ FULL TIME EMPLOYEES : 3



## ❑ ANNUAL REVENUE

	in USD (in thousand i.e. '000)	
	01-Jan-16 to 31-Dec-16	01-Jan-17 to 31-Dec-17
Revenue from Operations	-	-
Other Income	-	-
	-	-

## ❑ LINKS WITH OTHER CSDs

- CSD has links with other CSD
  - Number of Links with other CSDs - 1
    - Only Outbound – 1 (Only Direct)
  - Purpose of Links with other CSDs
    - Both DVP and FOP – 1 (Only Direct)

## ❑ STATISTICS & VOLUME

- Number of accounts held by CSD (as on 31-Dec-17)
 

Beneficial Owner Accounts	-
Omnibus Accounts	1
- Number of Participants (as on 31-Dec-17) (Total: 26)
 

Domestic Participants	25
Non-Domestic Participants	1
- Type of Participants
  - Domestic
    - Brokers and Others
  - Non Domestic
    - Others

- Number of eligible issues (as on 31-Dec-17) (Total: 1)

Instrument Type	Distinct Eligible Issue	
	Domestic	Foreign
Equities	-	-
CIV	-	-
Debt (Federal/ National Govt.)	-	-
Debt (Other Govt. bodies)	-	-
Debt (corporate)	1	-
Others	-	-
	1	-

- Value of Deposit (as on 31-Dec-17) (Total: 2.265)

Value of Deposit in USD (in millions i.e. '000,000)

Instrument Type	Domestic	Foreign
Equities	-	-
CIV	-	-
Debt (Federal/ National Govt.)	-	-
Debt (Other Govt. bodies)	-	-
Debt (corporate)	2.265	-
Others	-	-
	2.265	-

- Settlement Instruction (During Calendar Year 2017)

Number of Instructions 23,000,000  
Value Instructions in USD (in millions i.e. '000,000) 1.622

- Corporate Action Events (During Calendar Year 2017)

Number of Events handled by CSD 1  
Value in USD (in millions i.e. '000,000) 2.265

## OTHER SERVICES

- Trade Repository Services
- Information Services
- National Numbering Agency Services
- Technological solutions
- Triparty Services
- Legal Entity Identifier (LEI) Services
- Valuation Services
- Cash Account and other Cash Services
- e-Voting Platform
- Crowdfunding Platform
- Funds Order Routing Platform
- None of the above
- Others (Please specify):

## MOST IMPORTANT EVENTS DURING THE PAST YEAR

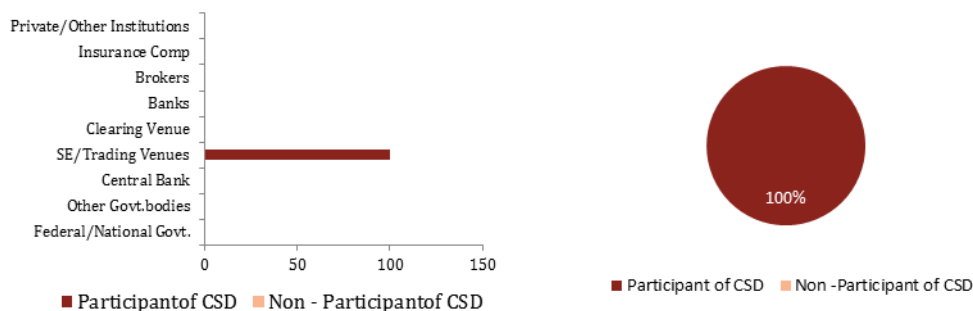
- CJSC Central Depository, Dushanbe, Tajikistan is operating since April 14, 2017. During 2017 the operational revenue aggregated 0,014 mln. TJS (We couldn't put this amount in the appropriate textbox)
- Currently (01 Nov, 2018), there are securities of the 3 Issuers stored in the CJSC Central Depository, Dushanbe, Tajikistan.
- In accordance with ANNA Global Partnership Agreement dd.24/05/2017 we plan to assign ISIN and CFI codes in the 2019.
- We have link in accordance with Agreement with National Settlement Depository (Russia).

## ❑ BASIC INFORMATION

- **Regional Association** : ECSDA
- **Local Currency** : Euro (EUR)
- **Conversion rate into USD** : 1 USD = 0.840 EUR (31-Dec-17)

## ❑ OWNERSHIP (AS ON 31-Dec-17)

- CSD is owned or controlled by stock exchange.
- **Shareholding Pattern (in %)**



- **Shares of CSD or holding company are publicly traded.**

## ❑ MARKET STRUCTURE

- **Principal Account structure** : Omnibus (Beneficial Owner Account can also be opened)
- **Financial Instruments accepted for deposit and/or settlement**
  - Equities
  - Collective Investment Vehicles
  - Government Debt
  - Corporate Debt
  - Others
- **Financial Instruments held in**
  - Dematerialised form** -
  - Immobilised form** -
- **CSD or its group company has banking license**

## ❑ FULL TIME EMPLOYEES : 363

## ❑ ANNUAL REVENUE

	in USD (in thousand i.e. '000)	
	01-Jan-16 to 31-Dec-16	01-Jan-17 to 31-Dec-17
<b>Revenue from Operations</b>	-	-
<b>Other Income</b>	-	-
	-	513,333.333

**LINKS WITH OTHER CSDs**

- **CSD has links with other CSD**
  - o **Number of Links with other CSDs - 26**
    - Both inbound and outbound – 13 (Only Direct)
    - Only Outbound – 13 (Only Direct)
  - o **Purpose of Links with other CSDs**
    - Both DVP and FOP – 12 (Only Direct)
    - Only DVP – 12 (Only Direct)
    - Only FOP – 1 (Only Direct)

**STATISTICS & VOLUME**

- **Number of accounts held by CSD (as on 31-Dec-17)**

Beneficial Owner Accounts	575
Omnibus Accounts	282
- **Number of Participants (as on 31-Dec-17) (Total: 302)**

Domestic Participants	157
Non-Domestic Participants	145

- **Type of Participants**
  - o **Domestic**  
Others
  - o **Non Domestic**  
Others

- **Number of eligible issues (as on 31-Dec-17) (Total: -)**

Instrument Type	Distinct Eligible Issue	
	Domestic	Foreign
Equities	-	-
CIV	-	-
Debt (Federal/ National Govt.)	-	-
Debt (Other Govt. bodies)	-	-
Debt (corporate)	-	-
Others	-	-
	-	-

- **Value of Deposit (as on 31-Dec-17) (Total: 8,590,714.286)**

Instrument Type	Value of Deposit in USD (in millions i.e. '000,000)	
	Domestic	Foreign
Equities	-	-
CIV	-	-
Debt (Federal/ National Govt.)	-	-
Debt (Other Govt. bodies)	-	-
Debt (corporate)	-	-
Others	-	-
	-	-

- **Settlement Instruction (During Calendar Year 2017)**
  - Number of Instructions** -
  - Value Instructions in USD (in millions i.e. '000,000)** -
  
- **Corporate Action Events (During Calendar Year 2017)**
  - Number of Events handled by CSD** -
  - Value in USD (in millions i.e. '000,000)** -

**OTHER SERVICES**

- Trade Repository Services
- Information Services
- National Numbering Agency Services
- Technological solutions
- Triparty Services
- Legal Entity Identifier (LEI) Services
- Valuation Services
- Cash Account and other Cash Services
- e-Voting Platform
- Crowdfunding Platform
- Funds Order Routing Platform
- None of the above
- Others (Please specify):

**MOST IMPORTANT EVENTS DURING THE PAST YEAR**

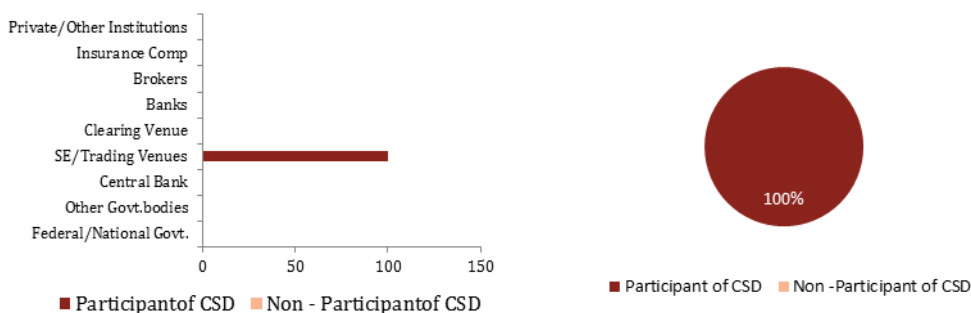
-

## ❑ BASIC INFORMATION

- **Regional Association :** ECSDA
- **Local Currency :** Euro (EUR)
- **Conversion rate into USD :** 1 USD = 0.840 EUR (31-Dec-17)

## ❑ OWNERSHIP (AS ON 31-Dec-17)

- **CSD is owned or controlled by stock exchange.**
- **Shareholding Pattern (in %)**



- **Shares of CSD or holding company are publicly traded.**

## ❑ MARKET STRUCTURE

- **Principal Account structure :** Beneficial Owner (Omnibus Accounts can also be opened)
- **Financial Instruments accepted for deposit and/or settlement**
  - Equities
  - Collective Investment Vehicles
  - Government Debt
  - Corporate Debt
  - Others
- **Financial Instruments held in**
  - Dematerialised form** -
  - Immobilised form** -
- **CSD or its group company has banking license**

## ❑ FULL TIME EMPLOYEES : 1067

## ❑ ANNUAL REVENUE

	in USD (in thousand i.e. '000)	
	00-Jan-00 to 00-Jan-00	01-Jan-17 to 31-Dec-17
Revenue from Operations	-	-
Other Income	-	-
	-	1,007,142.857

## LINKS WITH OTHER CSDs

- CSD has links with other CSD
  - o Number of Links with other CSDs - 134
    - Both inbound and outbound – 67 (Both Direct and Indirect)
    - Only Outbound – 67 (Both Direct and Indirect)
  - o Purpose of Links with other CSDs
    - Both DVP and FOP – 63 (Both Direct and Indirect)
    - Only DVP – 63 (Both Direct and Indirect)
    - Only FOP – 4 (Both Direct and Indirect)

## STATISTICS & VOLUME

- Number of accounts held by CSD (as on 31-Dec-17)
 

Beneficial Owner Accounts	5,093
Omnibus Accounts	2,545
- Number of Participants (as on 31-Dec-17) (Total: 1,043)
 

Domestic Participants	74
Non-Domestic Participants	969

### Type of Participants

- o Domestic
  - Others
- o Non Domestic
  - Others

### Number of eligible issues (as on 31-Dec-17) (Total: -)

Instrument Type	Distinct Eligible Issue	
	Domestic	Foreign
Equities	-	-
CIV	-	-
Debt (Federal/ National Govt.)	-	-
Debt (Other Govt. bodies)	-	-
Debt (corporate)	-	-
Others	-	-
	-	-

### Value of Deposit (as on 31-Dec-17) (Total: 7,438,571.429)

Value of Deposit in USD (in millions i.e. '000,000)

Instrument Type	Value of Deposit in USD (in millions i.e. '000,000)	
	Domestic	Foreign
Equities	-	-
CIV	-	-
Debt (Federal/ National Govt.)	-	-
Debt (Other Govt. bodies)	-	-
Debt (corporate)	-	-
Others	-	-
	-	-




-	<b>Settlement Instruction (During Calendar Year 2017)</b>	
	<b>Number of Instructions</b>	-
	<b>Value Instructions in USD (in millions i.e. '000,000)</b>	-
-	<b>Corporate Action Events (During Calendar Year 2017)</b>	
	<b>Number of Events handled by CSD</b>	109,826
	<b>Value in USD (in millions i.e. '000,000)</b>	-

**OTHER SERVICES**

- Trade Repository Services
- Information Services
- National Numbering Agency Services
- Technological solutions
- Triparty Services
- Legal Entity Identifier (LEI) Services
- Valuation Services
- Cash Account and other Cash Services
- e-Voting Platform
- Crowdfunding Platform
- Funds Order Routing Platform
- None of the above
- Others (Please specify):

**MOST IMPORTANT EVENTS DURING THE PAST YEAR**

-



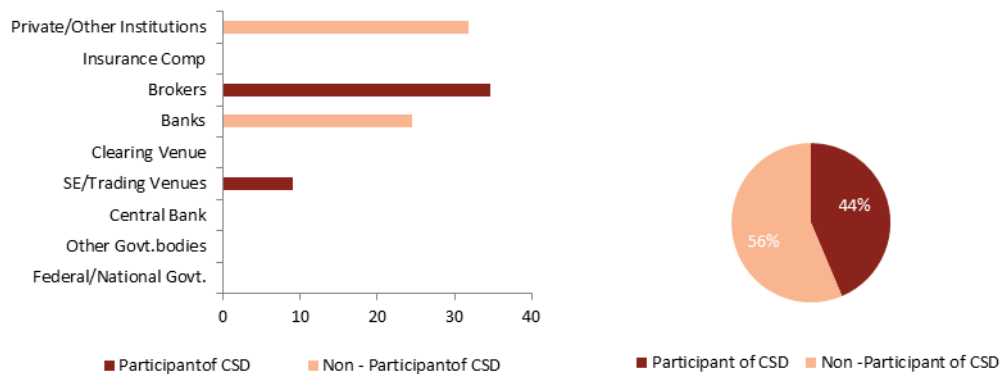
## ❑ BASIC INFORMATION

- **Regional Association** : AECSD
- **Local Currency** : Kyrgyzstani Som (KGS)
- **Conversion rate into USD** : 1 USD = 68.960 KGS (31-Dec-17)

## ❑ OWNERSHIP (AS ON 31-Dec-17)

- **CSD is not a part of group of infrastructure of stock exchange, central bank or holding company that owns other FMI.** CDS was opened as a close joint stock company. 19 shareholders they are financial companies. Capital share of CJSC "Kyrgyz stock exchange".


### - Shareholding Pattern (in %)



- **Shares of CSD or holding company are publicly traded.**

## ❑ MARKET STRUCTURE

- **Principal Account structure** : Omnibus
- **Financial Instruments accepted for deposit and/or settlement**
  - Equities
  - Collective Investment Vehicles
  - Government Debt
  - Corporate Debt
  - Others
- **Financial Instruments held in**
  - Dematerialised form** : Equities, Government Debt, Corporate Debt and Others
  - Immobilised form** : -
- **CSD or its group company does not have banking license**
- **CSD has DVP solution**
- **CSD uses commercial bank money for settlement**



☐ FULL TIME EMPLOYEES : 7

☐ ANNUAL REVENUE

	in USD (in thousand i.e. '000)	
	01-Jan-16 to 31-Dec-16	01-Jan-17 to 31-Dec-17
Revenue from Operations	15.810	41.966
Other Income	20.270	12.863
	36.080	54.829

☐ LINKS WITH OTHER CSDs

- CSD has links with other CSD
  - Number of Links with other CSDs - 3
    - Both inbound and outbound – 2 (Only Direct)
    - Only Inbound – 1 (Only Indirect)
  - Purpose of Links with other CSDs
    - Both DVP and FOP – 2 (Only Direct)
    - Only FOP – 1 (Only Indirect)

☐ STATISTICS & VOLUME


- Number of accounts held by CSD (as on 31-Dec-17)
 

Beneficial Owner Accounts	-
Omnibus Accounts	364
- Number of Participants (as on 31-Dec-17) (Total: 49)
 

Domestic Participants	38
Non-Domestic Participants	11
- Type of Participants
  - Domestic  
Custodian, Non Custodian Banks, Brokers, Asset Managers and Others
  - Non Domestic  
Custodian, Non Custodian Banks and Others

- Number of eligible issues (as on 31-Dec-17) (Total: 1,317)

Instrument Type	Distinct Eligible Issue	
	Domestic	Foreign
Equities	1,254	3
CIV	-	-
Debt (Federal/ National Govt.)	8	1
Debt (Other Govt. bodies)	3	1
Debt (corporate)	46	1
Others	-	-
	1,311	6



- Value of Deposit (as on 31-Dec-17) (Total: 42.617)

Value of Deposit in USD (in millions i.e. '000,000)

Instrument Type	Domestic	Foreign
Equities	2.589	22.551
CIV	-	-
Debt (Federal/ National Govt.)	0.417	13.441
Debt (Other Govt. bodies)	-	-
Debt (corporate)	3.618	-
Others	-	-
	6.624	35.993

- Settlement Instruction (During Calendar Year 2017)

Number of Instructions 4,100  
Value Instructions in USD (in millions i.e. '000,000) 64.888

- Corporate Action Events (During Calendar Year 2017)

Number of Events handled by CSD 3  
Value in USD (in millions i.e. '000,000) 1.138

## ❑ OTHER SERVICES

- Trade Repository Services
- Information Services
- National Numbering Agency Services
- Technological solutions
- Triparty Services
- Legal Entity Identifier (LEI) Services
- Valuation Services
- Cash Account and other Cash Services
- e-Voting Platform
- Crowdfunding Platform
- Funds Order Routing Platform
- None of the above
- Others (Please specify):

## ❑ MOST IMPORTANT EVENTS DURING THE PAST YEAR

In the reporting period, investment funds portfolios of the Kyrgyz Republic were accepted for servicing. In July 2017, in the market of government securities which are placed through the national Bank was re-concluded the agreement on the activities of CJSC Central Depository. CJSC Central Depository registered the transfer and confirmed the ownership of government securities issued by the Ministry of Finance of the Kyrgyz Republic.

CJSC Central Depository acts as a sub-depository at the primary auction of government securities in the National Bank, providing final settlements on transactions concluded by the non-banking sector (brokerage/dealer companies, insurance companies, investment or pension Fund management companies). As part of the implementation of the law of the Kyrgyz REPUBLIC "on mortgage-backed securities", CJSC Central Depository has developed a new software for registration and storage of the mortgage coverage register.

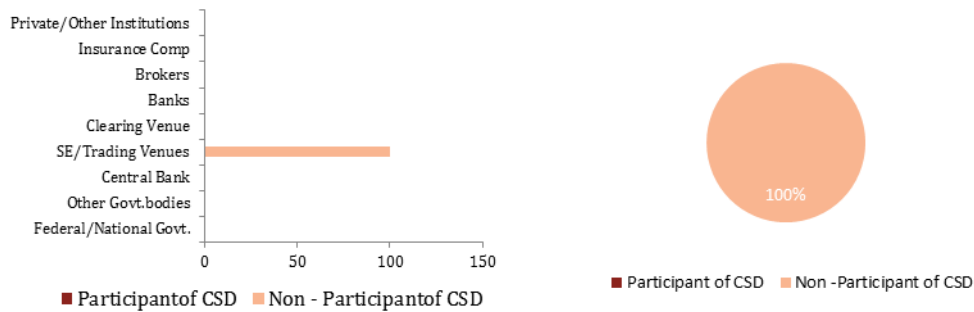
### ❑ BASIC INFORMATION

- **Regional Association** : AMEDA
- **Local Currency** : Tanzanian Shilling (TZS)
- **Conversion rate into USD** : 1 USD = 2237.120 TZS (31-Dec-17)

### ❑ OWNERSHIP (AS ON 31-Dec-17)

- **CSD is owned or controlled by stock exchange.**

#### - Shareholding Pattern (in %)



- **Shares of CSD or holding company are not traded publicly.**

### ❑ MARKET STRUCTURE

- **Principal Account structure** : Beneficial Owner
- **Financial Instruments accepted for deposit and/or settlement**
  - Equities
  - Collective Investment Vehicles
  - Government Debt
  - Corporate Debt
  - Others
- **Financial Instruments held in**
  - Dematerialised form** : Equities, Government Debt and Corporate Debt
  - Immobilised form** : -
- **CSD or its group company does not have banking license**
- **CSD has DVP solution**
- **CSD uses central bank money for settlement**

### ❑ FULL TIME EMPLOYEES : 12

**ANNUAL REVENUE**

	in USD (in thousand i.e. '000)	
	01-Jul-15 to 30-Jun-16	01-Jul-17 to 30-Jun-18
Revenue from Operations	-	181.236
Other Income	-	-
	-	181.236

**LINKS WITH OTHER CSDs**

- CSD has links with other CSD
  - o Number of Links with other CSDs - 1
    - Both inbound and outbound – 1 (Only Direct)
  - o Purpose of Links with other CSDs
    - Both DVP and FOP – 1 (Only Direct)

**STATISTICS & VOLUME**

- Number of accounts held by CSD (as on 31-Dec-17)
  - Beneficial Owner Accounts 534,600
  - Omnibus Accounts -
- Number of Participants (as on 31-Dec-17) (Total: 23)
  - Domestic Participants 23
  - Non-Domestic Participants -
- Type of Participants
  - o Domestic  
Custodian, Brokers and Others
  - o Non Domestic
- Number of eligible issues (as on 31-Dec-17) (Total: 180)

Instrument Type	Distinct Eligible Issue	
	Domestic	Foreign
Equities	21	7
CIV	-	-
Debt (Federal/ National Govt.)	146	-
Debt (Other Govt. bodies)	-	-
Debt (corporate)	6	-
Others	-	-
	173	7

- **Value of Deposit (as on 31-Dec-17) (Total: 13,197.383)**

**Value of Deposit in USD (in millions i.e. '000,000)**

Instrument Type	Domestic	Foreign
Equities	4,638.061	4,432.686
CIV	-	-
Debt (Federal/ National Govt.)	-	-
Debt (Other Govt. bodies)	4,066.344	-
Debt (corporate)	60.292	-
Others	-	-
	8,764.697	4,432.686

- **Settlement Instruction (During Calendar Year 2017)**

Number of Instructions	738
Value Instructions in USD (in millions i.e. '000,000)	230,901.114

- **Corporate Action Events (During Calendar Year 2017)**

Number of Events handled by CSD	3
Value in USD (in millions i.e. '000,000)	3.674

#### **OTHER SERVICES**

- Trade Repository Services
- Information Services
- National Numbering Agency Services
- Technological solutions
- Triparty Services
- Legal Entity Identifier (LEI) Services
- Valuation Services
- Cash Account and other Cash Services
- e-Voting Platform
- Crowdfunding Platform
- Funds Order Routing Platform
- None of the above
- Others (Please specify): Settlements of Secondary Markets Trades and Provision of share registry services

#### **MOST IMPORTANT EVENTS DURING THE PAST YEAR**

In 2017 the CSD & Registry Company Limited (CSDR) was incorporated. The Company is wholly owned by the Dar es salaam Stock Exchange PLC (DSE) and started its operations officially in October 2017. The CSDR is licensed by the Capital Markets and Securities Authority (CMSA) to carry on the business of Central Securities Depository.



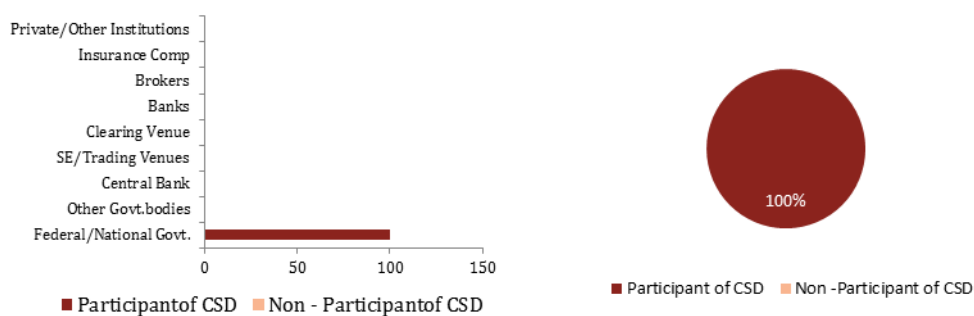
## ❑ BASIC INFORMATION

- **Regional Association** : ECSDA
- **Local Currency** : Serbian Dinar (RSD)
- **Conversion rate into USD** : 1 USD = 99.110 RSD (31-Dec-17)

## ❑ OWNERSHIP (AS ON 31-Dec-17)

- **CSD is not a part of group of infrastructure of stock exchange, central bank or holding company that owns other FMI.** CSD and CH of Serbia is owned by Republic of Serbia and regulated by Securities Commission.

### - Shareholding Pattern (in %)



- **Shares of CSD or holding company are not traded publicly.**

## ❑ MARKET STRUCTURE

- **Principal Account structure** : Beneficial Owner (Omnibus Accounts can also be opened)
- **Financial Instruments accepted for deposit and/or settlement**
  - Equities
  - Collective Investment Vehicles
  - Government Debt
  - Corporate Debt
  - Others
- **Financial Instruments held in**
  - Dematerialised form** : Equities, Government Debt and Corporate Debt
  - Immobilised form** : -
- **CSD or its group company does not have banking license**
- **CSD has DVP solution**
- **CSD uses central bank money for settlement**

## ❑ FULL TIME EMPLOYEES : 31

## ANNUAL REVENUE

	in USD (in thousand i.e. '000)	
	01-Jan-16 to 31-Dec-16	01-Jan-17 to 31-Dec-17
Revenue from Operations	1,585.040	1,336.808
Other Income	214.230	246.686
	1,799.260	1,583.493

## LINKS WITH OTHER CSDs

- CSD does not have links with other CSD

## STATISTICS & VOLUME

- Number of accounts held by CSD (as on 31-Dec-17)

Beneficial Owner Accounts	8,432,508
Omnibus Accounts	407

- Number of Participants (as on 31-Dec-17) (Total: 49)

Domestic Participants	49
Non-Domestic Participants	-

- Type of Participants

- o Domestic  
Custodian, Non Custodian Banks, Brokers and Others
- o Non Domestic

- Number of eligible issues (as on 31-Dec-17) (Total: 1,712)

Instrument Type	Distinct Eligible Issue	
	Domestic	Foreign
Equities	1,538	-
CIV	-	-
Debt (Federal/ National Govt.)	87	-
Debt (Other Govt. bodies)	8	-
Debt (corporate)	79	-
Others	-	-
	1,712	-

- Value of Deposit (as on 31-Dec-17) (Total: 31,453.224)

Value of Deposit in USD (in millions i.e. '000,000)

Instrument Type	Value of Deposit in USD (in millions i.e. '000,000)	
	Domestic	Foreign
Equities	13,974.866	-
CIV	-	-
Debt (Federal/ National Govt.)	12,276.077	-
Debt (Other Govt. bodies)	5,127.888	-
Debt (corporate)	74.392	-
Others	-	-
	31,453.224	-

- Settlement Instruction (During Calendar Year 2017)	
Number of Instructions	199,606
Value Instructions in USD (in millions i.e. '000,000)	67,585.198
- Corporate Action Events (During Calendar Year 2017)	
Number of Events handled by CSD	3,581
Value in USD (in millions i.e. '000,000)	18,343.548

#### ❑ OTHER SERVICES

- Trade Repository Services
- Information Services
- National Numbering Agency Services
- Technological solutions
- Triparty Services
- Legal Entity Identifier (LEI) Services
- Valuation Services
- Cash Account and other Cash Services
- e-Voting Platform
- Crowdfunding Platform
- Funds Order Routing Platform
- None of the above
- Others (Please specify):

#### ❑ MOST IMPORTANT EVENTS DURING THE PAST YEAR

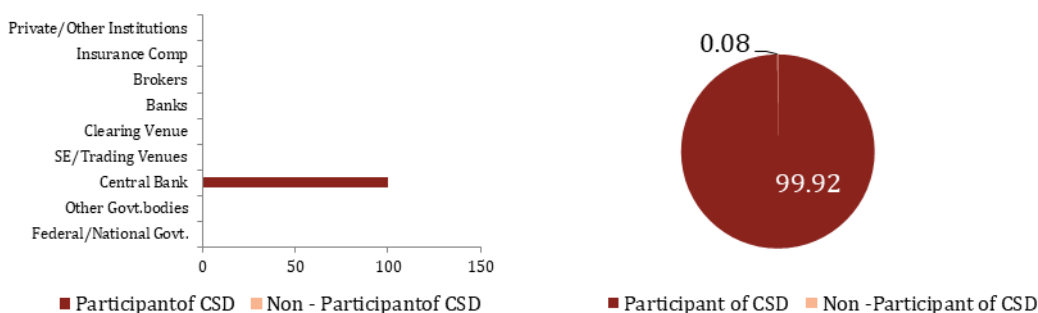
- During April 2017, the CSD and CH reallocated its haed office and complete information infrastructure to a new address, which was successfully implemented and confirmed the stability and functionality of the IT system, both hardware and software;
- Update of CFI codes according to Classification of Financial Instruments standard (CFI – ISO 10962:2015) applying the new CFI standard to new and existing ISINs;
- Introduction and allocation of FISN code according to Financial Instrument Short Name standard (FISN — ISO 18774:2015) to new and existing ISINs.

## ❑ BASIC INFORMATION

- **Regional Association** : AMEDA
- **Local Currency** : Lebanese Pound (LBP)
- **Conversion rate into USD** : 1 USD = 1507.500 LBP (31-Dec-17)

## ❑ OWNERSHIP (AS ON 31-Dec-17)

- **CSD is owned or controlled by central bank.**
- **Shareholding Pattern (in %)**



- **Shares of CSD or holding company are not traded publicly.**

## ❑ MARKET STRUCTURE

- **Principal Account structure** : Beneficial Owner (Omnibus Accounts can also be opened)
- **Financial Instruments accepted for deposit and/or settlement**
  - Equities
  - Collective Investment Vehicles
  - Government Debt
  - Corporate Debt
  - Others
- **Financial Instruments held in**
  - Dematerialised form** : Equities, Collective Investment Vehicles, Government Debt, Corporate Debt and Others
  - Immobilised form** : Equities
- **CSD or its group company does not have banking license**
- **CSD has DVP solution**
- **CSD uses central bank money for settlement**

## ❑ FULL TIME EMPLOYEES : 37

## ❑ ANNUAL REVENUE

	in USD (in thousand i.e. '000)	
	01-Jan-16 to 31-Dec-16	01-Jan-17 to 31-Dec-17
Revenue from Operations	10,573.130	11,446.103
Other Income	926.040	1,172.803
	11,499.170	12,618.905

## ❑ LINKS WITH OTHER CSDs

- CSD has links with other CSD
  - Number of Links with other CSDs - 4
    - Both inbound and outbound – 2 (Only Direct)
    - Only Outbound – 2 (Only Direct)
  - Purpose of Links with other CSDs
    - Both DVP and FOP – 4 (Only Direct)

## ❑ STATISTICS & VOLUME

- Number of accounts held by CSD (as on 31-Dec-17)
 

Beneficial Owner Accounts	52,154
Omnibus Accounts	515
- Number of Participants (as on 31-Dec-17) (Total: 115)
 

Domestic Participants	90
Non-Domestic Participants	25
- Type of Participants
  - Domestic
    - Custodian, Asset Managers and Others
  - Non Domestic
    - Custodian, Asset Managers and Others

Instrument Type	Distinct Eligible Issue	
	Domestic	Foreign
Equities	219	431
CIV	5	-
Debt (Federal/ National Govt.)	552	32
Debt (Other Govt. bodies)	-	-
Debt (corporate)	42	594
Others	-	-
	818	1,057

- Value of Deposit (as on 31-Dec-17) (Total: 56,312.547)

Value of Deposit in USD (in millions i.e. '000,000)

Instrument Type	Domestic	Foreign
Equities	14.172	0.737
CIV	0.105	-
Debt (Federal/ National Govt.)	48,210.859	8,078.652
Debt (Other Govt. bodies)	-	-
Debt (corporate)	0.830	7.192
Others	-	-
	48,225.966	8,086.581

- Settlement Instruction (During Calendar Year 2017)

Number of Instructions 26,619  
Value Instructions in USD (in millions i.e. '000,000) 72,330.939

- Corporate Action Events (During Calendar Year 2017)

Number of Events handled by CSD 1,790  
Value in USD (in millions i.e. '000,000) 17,101.240

## ❑ OTHER SERVICES

- Trade Repository Services
- Information Services
- National Numbering Agency Services
- Technological solutions
- Triparty Services
- Legal Entity Identifier (LEI) Services
- Valuation Services
- Cash Account and other Cash Services
- e-Voting Platform
- Crowdfunding Platform
- Funds Order Routing Platform
- None of the above
- Others (Please specify): Registrar / Custodian / Fund administrator

## ❑ MOST IMPORTANT EVENTS DURING THE PAST YEAR

During the past year Midclear has selected GMEX Group's wholly owned subsidiary, GMEX Technologies, to provide and implement its innovative AvenirClear CCP product as the core system of the first derivatives central counterparty (CCP) in Lebanon. The set-up of the CCP by Midclear represents an important milestone in the reinvigoration of the Lebanese Capital Markets, part of Lebanon's strategic plans for its economy and reconstruction. The derivatives asset classes covered include FX Futures, Equity Index Futures & Options, and Commodity Futures, including precious metals.

The addition of a CCP will ensure the efficiency and effectiveness of the operations in this market, and provide safeguards for members, traders and investors.



# Custodian and Clearing Center of Financial Instruments for Lebanon and the Middle East (MIDCLEAR) SAL

[www.midclear.com.lb](http://www.midclear.com.lb)

Lebanon

AvenirClear CCP provides Midclear with an advanced real time risk management, and clearing and settlement platform that is fully compliant with the CPMI-IOSCO Principles for Market infrastructures (PFMIs).

In addition, Law 75 dated October 27, 2016 prohibited the issuance of bearer securities. Furthermore, law 75 stipulated that all existing bearer certificates have to be exchanged for nominal certificates within a period of one year.





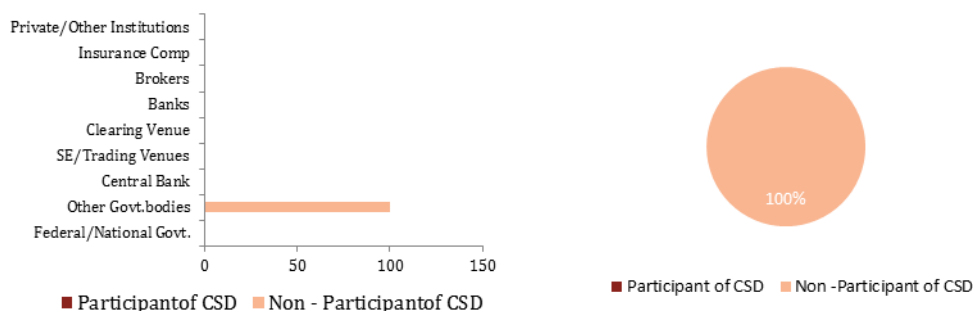
## ❑ BASIC INFORMATION

- **Regional Association :** ECSDA
- **Local Currency :** Euro (EUR)
- **Conversion rate into USD :** 1 USD = 0.840 EUR (31-Dec-17)

## ❑ OWNERSHIP (AS ON 31-Dec-17)

- **CSD is owned or controlled by stock exchange.**

### - Shareholding Pattern (in %)



- **Shares of CSD or holding company are not traded publicly.**

## ❑ MARKET STRUCTURE

- **Principal Account structure :** Beneficial Owner (Omnibus Accounts can also be opened)
- **Financial Instruments accepted for deposit and/or settlement**
  - Equities
  - Collective Investment Vehicles
  - Government Debt
  - Corporate Debt
  - Others
- **Financial Instruments held in**
  - Dematerialised form** Equities, Government Debt, Corporate Debt and Others
  - Immobilised form** -
- **CSD or its group company does not have banking license**
- **CSD has DVP solution**
- **CSD uses central bank money for settlement**

## ❑ FULL TIME EMPLOYEES : 15

## ANNUAL REVENUE

	in USD (in thousand i.e. '000)	
	01-Jan-16 to 31-Dec-16	01-Jan-17 to 31-Dec-17
Revenue from Operations	2,904.760	3,309.524
Other Income	154.760	202.381
	3,059.520	3,511.905

## LINKS WITH OTHER CSDs

- CSD does not have links with other CSD

## STATISTICS & VOLUME

- Number of accounts held by CSD (as on 31-Dec-17)

Beneficial Owner Accounts	383,468
Omnibus Accounts	45

- Number of Participants (as on 31-Dec-17) (Total: 30)

Domestic Participants	15
Non-Domestic Participants	15

- Type of Participants

- o Domestic  
Custodian, Non Custodian Banks and Brokers
- o Non Domestic  
Custodian, Non Custodian Banks and Brokers

- Number of eligible issues (as on 31-Dec-17) (Total: 149)

Instrument Type	Distinct Eligible Issue	
	Domestic	Foreign
Equities	93	8
CIV	-	-
Debt (Federal/ National Govt.)	38	-
Debt (Other Govt. bodies)	-	-
Debt (corporate)	6	3
Others	-	1
	137	12

- Value of Deposit (as on 31-Dec-17) (Total: 6,581.869)

Instrument Type	Value of Deposit in USD (in millions i.e. '000,000)	
	Domestic	Foreign
Equities	2,479.095	115.119
CIV	-	-
Debt (Federal/ National Govt.)	2,522.119	-
Debt (Other Govt. bodies)	-	-
Debt (corporate)	140.524	18.286
Others	1,306.726	-
	6,448.464	133.405

<b>- Settlement Instruction (During Calendar Year 2017)</b>	
<b>Number of Instructions</b>	30,000
<b>Value Instructions in USD (in millions i.e. '000,000)</b>	535.714
<b>- Corporate Action Events (During Calendar Year 2017)</b>	
<b>Number of Events handled by CSD</b>	137
<b>Value in USD (in millions i.e. '000,000)</b>	5,173.071

## OTHER SERVICES

- Trade Repository Services
- Information Services
- National Numbering Agency Services
- Technological solutions
- Triparty Services
- Legal Entity Identifier (LEI) Services
- Valuation Services
- Cash Account and other Cash Services
- e-Voting Platform
- Crowdfunding Platform
- Funds Order Routing Platform
- None of the above
- Others (Please specify): holding the registry / services for non-listed companies, services to Investors e.g. statements, off exchange transactions, pledges etc.

## MOST IMPORTANT EVENTS DURING THE PAST YEAR

The Cyprus CSD has submitted to the Cyprus Securities and Exchange Commission (CySEC) a folder with regards to its CSDR application. The Cyprus CSD is in continuous contact with the Competent Authorities regarding the implementation of the provisions of the CSDR.

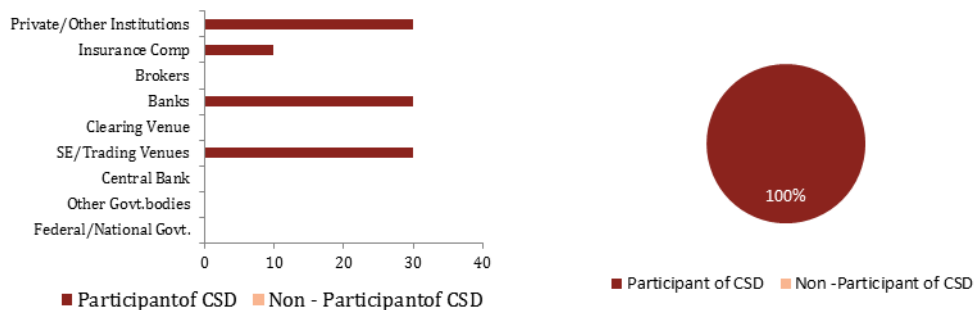
## ❑ BASIC INFORMATION

- **Regional Association** : ACSDA
- **Local Currency** : Chilean Peso (CLP)
- **Conversion rate into USD** : 1 USD = 615.410 CLP (31-Dec-17)

## ❑ OWNERSHIP (AS ON 31-Dec-17)

- **CSD is not a part of group of infrastructure of stock exchange, central bank or holding company that owns other FMI.** The DCV property is composed of banks, pension funds, stock exchanges, insurance companies, and others.

### - Shareholding Pattern (in %)



- **Shares of CSD or holding company are not traded publicly.**

## ❑ MARKET STRUCTURE

- **Principal Account structure** : Beneficial Owner (Omnibus Accounts can also be opened)
- **Financial Instruments accepted for deposit and/or settlement**
  - Equities
  - Collective Investment Vehicles
  - Government Debt
  - Corporate Debt
  - Others
- **Financial Instruments held in**
  - Dematerialised form** : Equities, Collective Investment Vehicles, Government Debt and Corporate Debt
  - Immobilised form** : Others
- **CSD or its group company does not have banking license**
- **CSD has DVP solution**
- **CSD uses both commercial bank money and central bank money for settlement**

❑ **FULL TIME EMPLOYEES : 174**

❑ **ANNUAL REVENUE**

	in USD (in thousand i.e. '000)	
	01-Jan-16 to 31-Dec-16	01-Jan-17 to 31-Dec-17
Revenue from Operations	30,756.620	33,455.729
Other Income	-	-
	30,756.620	33,455.729

❑ **LINKS WITH OTHER CSDs**

- **CSD has links with other CSD**
  - **Number of Links with other CSDs - 4**
    - Both inbound and outbound – 4 (Only Direct)
  - **Purpose of Links with other CSDs**
    - Only FOP – 4 (Only Direct)

❑ **STATISTICS & VOLUME**

- **Number of accounts held by CSD (as on 31-Dec-17)**

<b>Beneficial Owner Accounts</b>	4,702
<b>Omnibus Accounts</b>	189
- **Number of Participants (as on 31-Dec-17) (Total: 182)**

<b>Domestic Participants</b>	120
<b>Non-Domestic Participants</b>	62
- **Type of Participants**
  - **Domestic**  
Custodian, Non Custodian Banks, Brokers, Asset Managers and Others
  - **Non Domestic**  
Custodian, Non Custodian Banks, Brokers, Asset Managers and Others

- **Number of eligible issues (as on 31-Dec-17) (Total: 4,738)**

Instrument Type	Distinct Eligible Issue	
	Domestic	Foreign
Equities	59	-
CIV	49	-
Debt (Federal/ National Govt.)	-	-
Debt (Other Govt. bodies)	-	-
Debt (corporate)	431	-
Others	4,199	-
	4,738	-

- **Value of Deposit (as on 31-Dec-17)** (Total: 395,734.298)

**Value of Deposit in USD (in millions i.e. '000,000)**

<b>Instrument Type</b>	<b>Domestic</b>	<b>Foreign</b>
<b>Equities</b>	83,808.369	0.431
<b>CIV</b>	53,905.786	0.569
<b>Debt (Federal/ National Govt.)</b>	78,653.931	-
<b>Debt (Other Govt. bodies)</b>	3,198.701	-
<b>Debt (corporate)</b>	172,641.481	1.997
<b>Others</b>	3,524.977	-
	395,731.301	2.997

- **Settlement Instruction (During Calendar Year 2017)**

<b>Number of Instructions</b>	1,755,000
<b>Value Instructions in USD (in millions i.e. '000,000)</b>	2.521

- **Corporate Action Events (During Calendar Year 2017)**

<b>Number of Events handled by CSD</b>	548,077
<b>Value in USD (in millions i.e. '000,000)</b>	586,466.502

## □ OTHER SERVICES

- Trade Repository Services
- Information Services
- National Numbering Agency Services
- Technological solutions
- Triparty Services
- Legal Entity Identifier (LEI) Services
- Valuation Services
- Cash Account and other Cash Services
- e-Voting Platform
- Crowdfunding Platform
- Funds Order Routing Platform
- None of the above
- Others (Please specify):

## □ MOST IMPORTANT EVENTS DURING THE PAST YEAR

- 2017 was the conclusion of negotiations with Nasdaq, which led to an alliance that will allow DCV to take a big step in modernization of its custody and securities settlement systems.
- The annual certification process of ISO 22301 Business Continuity Management Standard (BCMS) of DCV was performed successfully, with 3 years' validity.
- The Internal Audit and Compliance area of the Company received the International Quality Certification, the certification was conducted by the Institute of Internal Auditors of Spain, authorized by the Global Institute of Internal Auditors (IIA Global), the world's leading authority on this matter.



- DCV complied with the monitoring and testing process of the Crime Prevention Model (Law No. 20,393).
- The evaluation and study of DCV quality services continued. The clients answered on a scale of 1 to 7, to indicate their perception about the performance of DCV systems and services. The results show an average score of 6.4, where 88% of the answers lie in the range of score between 6 and 7, ranking once again the services of the Company in levels of excellence.
- The Company completed important business projects, some of which have had a major impact and benefit for the Chilean securities market. We emphasize the support given by the Central Bank of Chile to the modernization project of the electronic platform of SOMA system and adherence to the ISO 15022 standard, which included the purchase and sale modules, creation of instruments and in a relevant way, the start-up of the service of Special Pledge. Similarly, during the year the projects corresponding to the service of contribution and rescue of Mutual Funds Shares with financial instruments, new service of contribution and automatic withdrawal of OSAs, automatic reporting DCV Registros, among others, were released to the market.
- During 2017, DCV held important marketing events for its customers and the Company was also the host of a global event of one of international organizations of which it is a member. Among the events we highlight: the service quality event for operators, seminar on innovation and a look to future, hosting of ANNA extraordinary meeting (Association of National Numbering Agencies). Likewise, the DCV, for the first time, participated actively in financial education fair organized by the Superintendence of Banks and Financial Institutions.

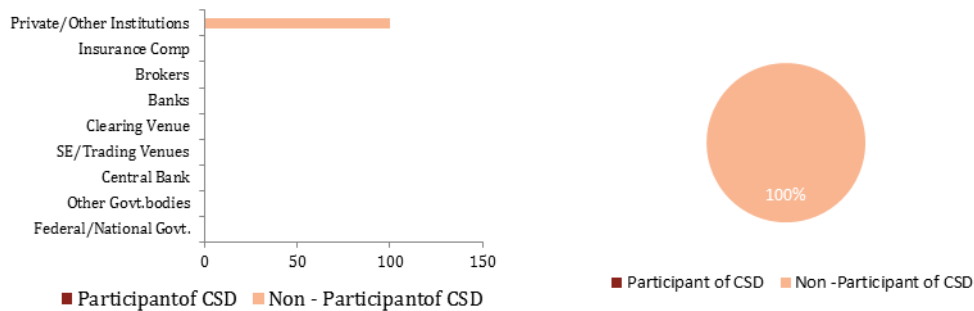


## ❑ BASIC INFORMATION

- **Regional Association :** ACSDA
- **Local Currency :** US Dollar (USD)

## ❑ OWNERSHIP (AS ON 31-Dec-17)

- **CSD is owned or controlled by holding company that also owns other FMIs.**
- **Shareholding Pattern (in %)**



- **Shares of CSD or holding company are not traded publicly.**

## ❑ MARKET STRUCTURE

- **Principal Account structure :** Omnibus
- **Financial Instruments accepted for deposit and/or settlement**
  - Equities
  - Collective Investment Vehicles
  - Government Debt
  - Corporate Debt
  - Others
- **Financial Instruments held in**
  - Dematerialised form** Equities, Government Debt and Corporate Debt
  - Immobilised form** Equities, Government Debt, Corporate Debt and Others
- **CSD or its group company has banking license**
- **CSD has DVP solution**
- **CSD uses central bank money for settlement**

## ❑ FULL TIME EMPLOYEES : -

**ANNUAL REVENUE**

	in USD (in thousand i.e. '000)	
	00-Jan-00 to 00-Jan-00	00-Jan-00 to 00-Jan-00
<b>Revenue from Operations</b>	417,537,000.000	427,547,000.000
<b>Other Income</b>	6,659,000.000	17,884,000.000
	424,196,000.000	445,431,000.000

**LINKS WITH OTHER CSDs**

- **CSD has links with other CSD**
  - o **Number of Links with other CSDs - 11**
    - Both inbound and outbound – 2 (Only Direct)
    - Only Inbound – 8 (Only Direct)
    - Only Outbound – 1 (Only Direct)
  - o **Purpose of Links with other CSDs**
    - Both DVP and FOP – 2 (Only Direct)
    - Only DVP – 9 (Only Direct)

**STATISTICS & VOLUME**

- **Number of accounts held by CSD (as on 31-Dec-17)**

<b>Beneficial Owner Accounts</b>	-
<b>Omnibus Accounts</b>	946
- **Number of Participants (as on 31-Dec-17) (Total: 946)**

<b>Domestic Participants</b>	872
<b>Non-Domestic Participants</b>	74
- **Type of Participants**
  - o **Domestic**  
Custodian, Brokers and Others
  - o **Non Domestic**  
Brokers and Others
- **Number of eligible issues (as on 31-Dec-17) (Total: 4,827,580)**

Instrument Type (Dematerialised)	Distinct Eligible Issue	
	Domestic	Foreign
<b>Equities</b>	788,877	-
<b>CIV</b>	-	-
<b>Debt (Federal/ National Govt.)</b>	669,597	-
<b>Debt (Other Govt. bodies)</b>	1,048,944	-
<b>Debt (corporate)</b>	2,091,855	-
<b>Others</b>	-	-
	4,599,273	-

- Value of Deposit (as on 31-Dec-17) (Total: 52,247,070.000)

**Value of Deposit in USD (in millions i.e. '000,000)**

Instrument Type	Domestic	Foreign
Equities	32,173,167.000	-
CIV	-	-
Debt (Federal/ National Govt.)	396,654.000	-
Debt (Other Govt. bodies)	3,649,676.000	-
Debt (corporate)	16,027,573.000	-
Others	-	-
	52,247,070.000	-

- Settlement Instruction (During Calendar Year 2017)

Number of Instructions	389048391
Value Instructions in USD (in millions i.e. '000,000)	122,567,795

- Corporate Action Events (During Calendar Year 2017)

Number of Events handled by CSD	3,808,594
Value in USD (in millions i.e. '000,000)	6,126,088

## OTHER SERVICES

- Trade Repository Services
- Information Services
- National Numbering Agency Services
- Technological solutions
- Triparty Services
- Legal Entity Identifier (LEI) Services
- Valuation Services
- Cash Account and other Cash Services
- e-Voting Platform
- Crowdfunding Platform
- Funds Order Routing Platform
- None of the above
- Others (Please specify):

## MOST IMPORTANT EVENTS DURING THE PAST YEAR

DTC is committed to providing solutions that reduce risk and increase transparency across the industry. Below are some examples of how DTC is delivering upon key initiatives to strengthen the security and resiliency of the capital markets, pioneer new industry-wide post-trade solutions and increase the value of our existing services.

- Began industry testing of “Night Cycle Reengineering,” the first component of Settlement Optimization, which will improve night settlement rates to lower risk and exposure. Implementation is scheduled for 2019.
- Continued collaborating with an industry working group to further improve early settlement rates to drive settlement finality.

- Advanced efforts to offer an alternative DTC settlement process for Continuous Net Settlement Transactions (CNS) to reduce intraday funding needs and NSCC margin requirements, with the final proposal expected by the end of 2019.
- Launched paper detailing DTCC's vision for the evolution of the U.S. equities market structure, unveiling a series of proposals to provide seamless access to new shortened settlement processing options, both pre-and post-trade.
- Delivered new white paper with Oliver Wyman to further industry dialogue around cybersecurity resumption and resiliency, a paper with the International Securities Servicers Association (ISSA) outlining current cybersecurity offerings and their risk management capabilities, and a paper with the Institute of International Finance (IIF) to further educate supervisors on the need for regulatory coordination.

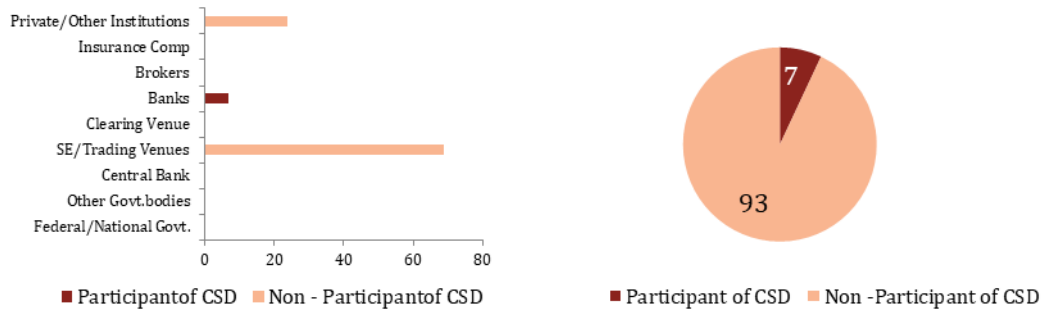
**❑ BASIC INFORMATION**

- **Regional Association :** ECSDA
- **Local Currency :** Romanian Leu (RON)
- **Conversion rate into USD :** 1 USD = 3.910 RON (31-Dec-17)

**❑ OWNERSHIP (AS ON 31-Dec-17)**

- **CSD is owned or controlled by stock exchange.**

- **Shareholding Pattern (in %)**



- **Shares of CSD or holding company are publicly traded.**

**❑ MARKET STRUCTURE**

- **Principal Account structure :** Beneficial Owner (Omnibus Accounts can also be opened)
- **Financial Instruments accepted for deposit and/or settlement**
  - Equities
  - Collective Investment Vehicles
  - Government Debt
  - Corporate Debt
  - Others
- **Financial Instruments held in**
  - Dematerialised form** Equities, Collective Investment Vehicles, Government Debt, Corporate Debt and Others
  - Immobilised form** -
- **CSD or its group company does not have banking license**
- **CSD has DVP solution**
- **CSD uses central bank money for settlement**

**❑ FULL TIME EMPLOYEES : 50**

## ANNUAL REVENUE

	in USD (in thousand i.e. '000)	
	01-Jan-16 to 31-Dec-16	01-Jan-17 to 31-Dec-17
Revenue from Operations	3,045.238	3,527.642
Other Income	211.385	197.484
	3,256.623	3,725.126

## LINKS WITH OTHER CSDs

- CSD has links with other CSD
  - o Number of Links with other CSDs - 22
    - Both inbound and outbound – 1 (Only Direct)
    - Only Outbound – 21 (Both Direct and Indirect)
  - o Purpose of Links with other CSDs
    - Both DVP and FOP – 21 (Both Direct and Indirect)
    - Only FOP – 1 (Only Direct)

## STATISTICS & VOLUME

- Number of accounts held by CSD (as on 31-Dec-17)
 

Beneficial Owner Accounts	8,561,946
Omnibus Accounts	69
- Number of Participants (as on 31-Dec-17) (Total: 36)
 

Domestic Participants	28
Non-Domestic Participants	8
- Type of Participants
  - o Domestic
    - Custodian, Non Custodian Banks, Brokers and Others
  - o Non Domestic
    - Custodian, Non Custodian Banks, Brokers and Others

- Number of eligible issues (as on 31-Dec-17) (Total: 964)

Instrument Type	Distinct Eligible Issue	
	Domestic	Foreign
Equities	870	3
CIV	4	-
Debt (Federal/ National Govt.)	1	-
Debt (Other Govt. bodies)	38	-
Debt (corporate)	40	-
Others	8	-
	961	3

- **Value of Deposit (as on 31-Dec-17)** (Total: 28,168.803)

**Value of Deposit in USD (in millions i.e. '000,000)**

Instrument Type	Domestic	Foreign
Equities	25,810.442	438.243
CIV	13.565	-
Debt (Federal/ National Govt.)	189.176	-
Debt (Other Govt. bodies)	755.171	-
Debt (corporate)	944.660	-
Others	17.545	-
	27,730.560	438.243

- **Settlement Instruction (During Calendar Year 2017)**

<b>Number of Instructions</b>	1,082,000
<b>Value Instructions in USD (in millions i.e. '000,000)</b>	9,911.880

- **Corporate Action Events (During Calendar Year 2017)**

<b>Number of Events handled by CSD</b>	200
<b>Value in USD (in millions i.e. '000,000)</b>	2,723.249

#### **OTHER SERVICES**

- Trade Repository Services
- Information Services
- National Numbering Agency Services
- Technological solutions
- Triparty Services
- Legal Entity Identifier (LEI) Services
- Valuation Services
- Cash Account and other Cash Services
- e-Voting Platform
- Crowdfunding Platform
- Funds Order Routing Platform
- None of the above
- Others (Please specify):

#### **MOST IMPORTANT EVENTS DURING THE PAST YEAR**

Depozitarul Central implemented EU standards for corporate actions processing, as of 1st of February 2017 and provides to issuers and participants a new application for transmitting the information regarding the corporate events of securities for which Depozitarul Central acts as the issuer CSD. Through this application, the issuers transmit in a standardized electronic format the corporate action details.

Depozitarul Central joined the Pan-European Settlement Platform T2S in June 2015 in the first wave, and in February 2016 implemented the automatic interface through which its own system communicates with the platform developed by the Eurosystem. TARGET2-Securities (T2S) facilitates the post-trading operations by offering harmonized, neutral and simplified settlement services in European single currency, for the majority of European



financial instruments. Starting on 18 September 2017, Depozitarul Central provides the T2S settlement service for the euro transactions concluded at the Bucharest Stock Exchange (BVB) with euro denominated financial instruments.

Depozitarul Central submits Application for Authorization under CSDR (EU Regulation 909/2014 on improving securities settlement in the European Union and on central securities depositories), a project that will change the whole architecture of the capital market.

Starting with July 2017, Depozitarul Central assigns FISN (Financial Instrument Short Name) codes, in accordance with the ISO 18774 standard and the ANNA Guidelines, for all Romanian financial instruments.

Depozitarul Central is in the final step of the authorization process as a Local Operating Unit (LOU) for the assignment of LEIs (Legal Entity Identifiers)

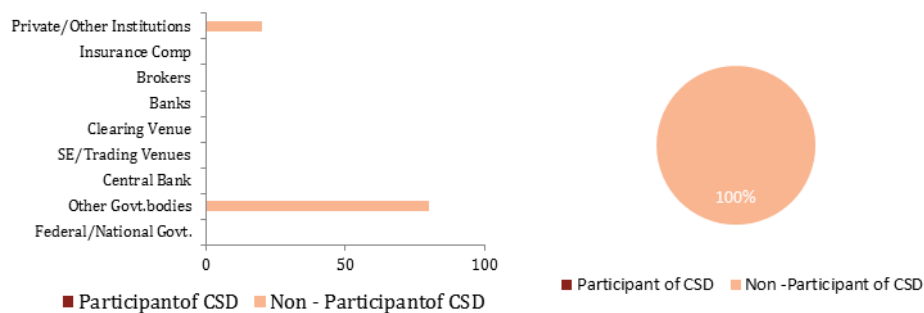
## ❑ BASIC INFORMATION

- **Regional Association** : AMEDA
- **Local Currency** : Emirati Dirham (AED)
- **Conversion rate into USD** : 1 USD = 3.680 AED (31-Dec-17)

## ❑ OWNERSHIP (AS ON 31-Dec-17)

- **CSD is not a part of group of infrastructure of stock exchange, central bank or holding company that owns other FMI.** CSD is currently still a division of the stock exchange company but will become a separate wholly-owned subsidiary company very soon.

### - Shareholding Pattern (in %)



- **Shares of CSD or holding company are publicly traded.**

## ❑ MARKET STRUCTURE

- **Principal Account structure** : Beneficial Owner
- **Financial Instruments accepted for deposit and/or settlement**
  - Equities
  - Collective Investment Vehicles
  - Government Debt
  - Corporate Debt
  - Others
- **Financial Instruments held in**
  - Dematerialised form** : Equities and Collective Investment Vehicles
  - Immobilised form** : -
- **CSD or its group company does not have banking license**
- **CSD has DVP solution**
- **CSD uses commercial bank money for settlement**

## ❑ FULL TIME EMPLOYEES : 52

## ANNUAL REVENUE

	in USD (in thousand i.e. '000)	
	01-Jan-16 to 31-Dec-16	01-Jan-17 to 31-Dec-17
Revenue from Operations	10,799.460	10,036.685
Other Income	-	-
	10,799.460	10,036.685

## LINKS WITH OTHER CSDs

### CSD has links with other CSD

#### Number of Links with other CSDs - 5

- Both inbound and outbound – 5 (Both Direct and Indirect)

#### Purpose of Links with other CSDs

- Only DVP – 1 (Only Direct)
- Only FOP – 4 (Only Indirect)

## STATISTICS & VOLUME

- Number of accounts held by CSD (as on 31-Dec-17)
 

Beneficial Owner Accounts	1,571,000
Omnibus Accounts	-

- Number of Participants (as on 31-Dec-17) (Total: 54)
 

Domestic Participants	54
Non-Domestic Participants	-

- Type of Participants
 

Domestic	
Custodian, Brokers,	
Non Domestic	
-	

- Number of eligible issues (as on 31-Dec-17) (Total: 68)

Instrument Type	Distinct Eligible Issue	
	Domestic	Foreign
Equities	67	-
CIV	1	-
Debt (Federal/ National Govt.)	-	-
Debt (Other Govt. bodies)	-	-
Debt (corporate)	-	-
Others	-	-
	68	-

- Value of Deposit (as on 31-Dec-17) (Total: 107,900.331)

**Value of Deposit in USD (in millions i.e. '000,000)**

Instrument Type	Domestic	Foreign
Equities	107,898.130	-
CIV	2.201	-
Debt (Federal/ National Govt.)	-	-
Debt (Other Govt. bodies)	-	-
Debt (corporate)	-	-
Others	-	-
	107,900.331	-

- Settlement Instruction (During Calendar Year 2017)

Number of Instructions	2,220,000
Value Instructions in USD (in millions i.e. '000,000)	31,645.490

- Corporate Action Events (During Calendar Year 2017)

Number of Events handled by CSD	48
Value in USD (in millions i.e. '000,000)	4,224.237

#### OTHER SERVICES

- Trade Repository Services
- Information Services
- National Numbering Agency Services
- Technological solutions
- Triparty Services
- Legal Entity Identifier (LEI) Services
- Valuation Services
- Cash Account and other Cash Services
- e-Voting Platform
- Crowdfunding Platform
- Funds Order Routing Platform
- None of the above
- Others (Please specify): Mandatory cash dividends payment platform, debit card option for crediting of cash dividends

#### MOST IMPORTANT EVENTS DURING THE PAST YEAR

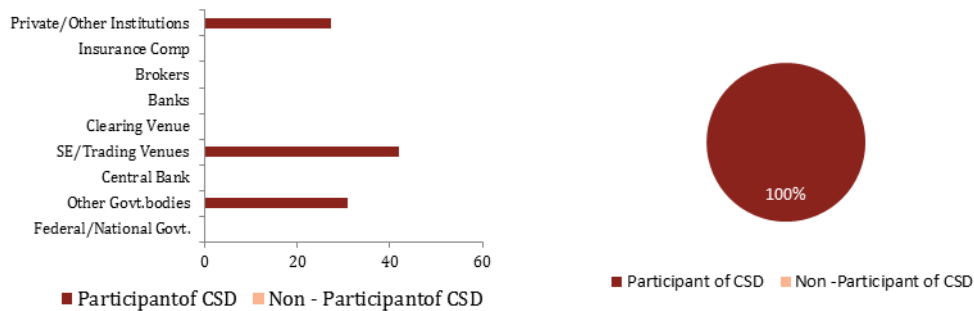
Creation of a new subsidiary for the CSD.

**❑ BASIC INFORMATION**

- **Regional Association** : ACSDA
- **Local Currency** : Bolivian Bolíviano (BOB)
- **Conversion rate into USD** : 1 USD = 6.860 BOB (31-Dec-17)

**❑ OWNERSHIP (AS ON 31-Dec-17)**

- **Shareholding Pattern (in %)**



- **Shares of CSD or holding company are not traded publicly.**

**❑ MARKET STRUCTURE**

- **Principal Account structure** : Beneficial Owner
- **Financial Instruments accepted for deposit and/or settlement**
  - Equities
  - Collective Investment Vehicles
  - Government Debt
  - Corporate Debt
  - Others
- **Financial Instruments held in**
  - Dematerialised form** Equities, Collective Investment Vehicles, Government Debt and Corporate Debt
  - Immobilised form** Equities and Corporate Debt,
- **CSD or its group company does not have banking license**
- **CSD has DVP solution**
- **CSD uses central bank money for settlement**

**❑ FULL TIME EMPLOYEES : 56**

**ANNUAL REVENUE**

	in USD (in thousand i.e. '000)	
	01-Jan-16 to 31-Dec-16	01-Jan-17 to 31-Dec-17
Revenue from Operations	4,344.020	4,809.038
Other Income	128.280	241.983
	4,472.300	5,051.020

**LINKS WITH OTHER CSDs**

- CSD does not have links with other CSD

**STATISTICS & VOLUME**

- Number of accounts held by CSD (as on 31-Dec-17)

Beneficial Owner Accounts	157,061
Omnibus Accounts	-

- Number of Participants (as on 31-Dec-17) (Total: 51)

Domestic Participants	51
Non-Domestic Participants	-

- Type of Participants

- o Domestic  
Custodian, Non Custodian Banks, Brokers and Others
- o Non Domestic

- Number of eligible issues (as on 31-Dec-17) (Total: 10,760)

Instrument Type	Distinct Eligible Issue	
	Domestic	Foreign
Equities	-	-
CIV	-	-
Debt (Federal/ National Govt.)	-	-
Debt (Other Govt. bodies)	-	-
Debt (corporate)	-	-
Others	-	-
	-	-

- Value of Deposit (as on 31-Dec-17) (Total: 24,173.424)

Instrument Type	Value of Deposit in USD (in millions i.e. '000,000)	
	Domestic	Foreign
Equities	1,240.930	-
CIV	1,508.147	-
Debt (Federal/ National Govt.)	4,621.983	-
Debt (Other Govt. bodies)	0.006	-
Debt (corporate)	16,802.359	-
Others	-	-
	24,173.424	-

<b>- Settlement Instruction (During Calendar Year 2017)</b>	
<b>Number of Instructions</b>	48,532
<b>Value Instructions in USD (in millions i.e. '000,000)</b>	127,725.415
<b>- Corporate Action Events (During Calendar Year 2017)</b>	
<b>Number of Events handled by CSD</b>	-
<b>Value in USD (in millions i.e. '000,000)</b>	-

**❑ OTHER SERVICES**

- Trade Repository Services
- Information Services
- National Numbering Agency Services
- Technological solutions
- Triparty Services
- Legal Entity Identifier (LEI) Services
- Valuation Services
- Cash Account and other Cash Services
- e-Voting Platform
- Crowdfunding Platform
- Funds Order Routing Platform
- None of the above
- Others (Please specify):

**❑ MOST IMPORTANT EVENTS DURING THE PAST YEAR**

- In a successful manner, the EDV organized and hosted the XIX General Assembly and International Seminar of the Association of Depository Centrals of the Americas (ACSDA). For the first time, La Paz-Bolivia hosted the most important international event of the association. Opportunity in which the EDV had the privilege of receiving and assisting representatives of Deposit Centers from 32 countries, from Canada to Argentina, including the Caribbean and invited countries from Asia, Africa and Europe.
- Signature of agreement with the International Financial Information Agency Thomson Reuters for the sending of information of securities registered and guarded by the EDV for worldwide dissemination.
- Implementation of the new version of the CFI code and assignment of FISN codes to the current values registered in the EDV.
- Creation and Registration of a new Value Class "Participatory Bonds (BPBS)" for SMEs in the EDV system



## ❑ BASIC INFORMATION

- **Regional Association** : ECSDA
- **Local Currency** : Euro (EUR)
- **Conversion rate into USD** : 1 USD = 0.840 EUR (31-Dec-17)

## ❑ OWNERSHIP (AS ON 31-Dec-17)

- CSD is owned or controlled by holding company that also owns other FMIs.
- Shares of CSD or holding company are not traded publicly.

## ❑ MARKET STRUCTURE

- **Principal Account structure** : Omnibus
- **Financial Instruments accepted for deposit and/or settlement**
  - Equities
  - Collective Investment Vehicles
  - Government Debt
  - Corporate Debt
  - Others
- **Financial Instruments held in**
  - Dematerialised form** Equities, Collective Investment Vehicles, Government Debt, Corporate Debt and Others
  - Immobilised form** -
- CSD or its group company has banking license
- CSD has DVP solution
- CSD uses commercial bank money for settlement

## ❑ FULL TIME EMPLOYEES : 2,900

## ❑ ANNUAL REVENUE

	in USD (in thousand i.e. '000)	
	01-Jan-16 to 31-Dec-16	01-Jan-17 to 31-Dec-17
<b>Revenue from Operations</b>	1,429,761.900	1,600,000.000
<b>Other Income</b>	17,857.140	15,476.190
	1,447,619.050	1,615,476.190

## □ LINKS WITH OTHER CSDs

- CSD has links with other CSD
  - Number of Links with other CSDs - 55
    - Both inbound and outbound – 55 (Both Direct and Indirect)
  - Purpose of Links with other CSDs
    - Both DVP and FOP – 53 (Both Direct and Indirect)
    - Only FOP – 2 (Both Direct and Indirect)

## □ STATISTICS & VOLUME

- Number of accounts held by CSD (as on 31-Dec-17)
 

Beneficial Owner Accounts	-
Omnibus Accounts	3,826
- Number of Participants (as on 31-Dec-17) (Total: 1,639)
 

Domestic Participants	43
Non-Domestic Participants	1,596
- Type of Participants
  - Domestic
  - 
  - Non Domestic
  -

- Number of eligible issues (as on 31-Dec-17) (Total: 2,150,000)

Instrument Type	Distinct Eligible Issue	
	Domestic	Foreign
Equities	-	-
CIV	-	-
Debt (Federal/ National Govt.)	-	-
Debt (Other Govt. bodies)	-	-
Debt (corporate)	-	-
Others	-	-
	-	-

- Value of Deposit (as on 31-Dec-17) (Total: 15,499,794.048)

Instrument Type	Value of Deposit in USD (in millions i.e. '000,000)	
	Domestic	Foreign
Equities	-	-
CIV	-	-
Debt (Federal/ National Govt.)	-	-
Debt (Other Govt. bodies)	-	-
Debt (corporate)	-	-
Others	-	-
	6,365,614.286	9,134,179.762

- <b>Settlement Instruction (During Calendar Year 2017)</b>	
<b>Number of Instructions</b>	95,000,000
<b>Value Instructions in USD (in millions i.e. '000,000)</b>	590,106,208.333
- <b>Corporate Action Events (During Calendar Year 2017)</b>	
<b>Number of Events handled by CSD</b>	100,000
<b>Value in USD (in millions i.e. '000,000)</b>	-

### OTHER SERVICES

- Trade Repository Services
- Information Services
- National Numbering Agency Services
- Technological solutions
- Triparty Services
- Legal Entity Identifier (LEI) Services
- Valuation Services
- Cash Account and other Cash Services
- e-Voting Platform
- Crowdfunding Platform
- Funds Order Routing Platform
- None of the above
- Others (Please specify):

### MOST IMPORTANT EVENTS DURING THE PAST YEAR

-

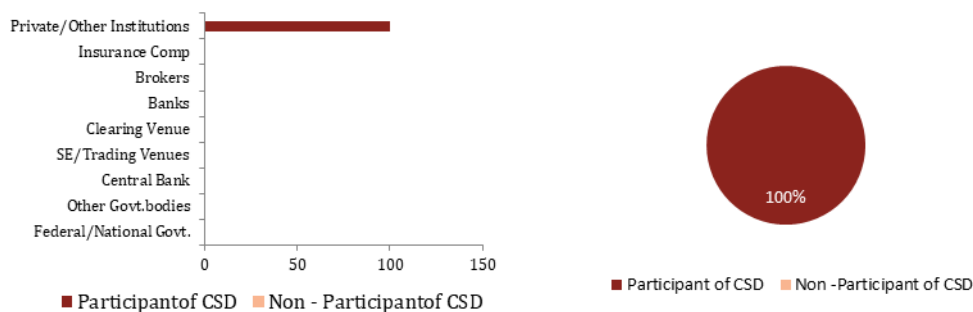
## ❑ BASIC INFORMATION

- **Regional Association** : ECSDA
- **Local Currency** : Euro (EUR)
- **Conversion rate into USD** : 1 USD = 0.840 EUR (31-Dec-17)

## ❑ OWNERSHIP (AS ON 31-Dec-17)

- CSD is owned or controlled by holding company that also owns other FMIs.

### - Shareholding Pattern (in %)



- Shares of CSD or holding company are not traded publicly.

## ❑ MARKET STRUCTURE

- **Principal Account structure** : Beneficial Owner (Omnibus Accounts can also be opened)
- **Financial Instruments accepted for deposit and/or settlement**
  - Equities
  - Collective Investment Vehicles
  - Government Debt
  - Corporate Debt
  - Others
- **Financial Instruments held in**
  - Dematerialised form** : Equities, Collective Investment Vehicles, Government Debt, Corporate Debt and Others
  - Immobilised form** : -
- CSD or its group company has banking license
- CSD has DVP solution
- CSD uses central bank money for settlement

## ❑ FULL TIME EMPLOYEES : 107

## ANNUAL REVENUE

	in USD (in thousand i.e. '000)	
	01-Jan-16 to 31-Dec-16	01-Jan-17 to 31-Dec-17
Revenue from Operations	52,261.900	51,666.667
Other Income	-	-
	52,261.900	51,666.667

## LINKS WITH OTHER CSDs

### CSD has links with other CSD

#### Number of Links with other CSDs - 4

- Only Inbound – 3 (Both Direct and Indirect)
- Only Outbound – 1 (Only Direct)

#### Purpose of Links with other CSDs

- Both DVP and FOP – 2 (Only Direct)
- Only DVP – 1 (Only Indirect)
- Only FOP – 1 (Only Direct)

## STATISTICS & VOLUME

- **Number of accounts held by CSD (as on 31-Dec-17)**

Beneficial Owner Accounts	1,500,000
Omnibus Accounts	10,000
- **Number of Participants (as on 31-Dec-17) (Total: 22)**

Domestic Participants	13
Non-Domestic Participants	9
- **Type of Participants**

<b>Domestic</b>	
Custodian and Others	
<b>Non Domestic</b>	
Custodian and Others	

Instrument Type	Distinct Eligible Issue	
	Domestic	Foreign
Equities	355	8
CIV	1	-
Debt (Federal/ National Govt.)	25	-
Debt (Other Govt. bodies)	-	-
Debt (corporate)	1,597	-
Others	5,545	-
	7,523	8

- Value of Deposit (as on 31-Dec-17) (Total: 471,732.524)

**Value of Deposit in USD (in millions i.e. '000,000)**

Instrument Type	Domestic	Foreign
Equities	303,140.000	3147.619
CIV	361.905	-
Debt (Federal/ National Govt.)	115,170.000	-
Debt (Other Govt. bodies)	-	-
Debt (corporate)	25,492.000	-
Others	24,421.000	-
	468,584.905	3147.619

- Settlement Instruction (During Calendar Year 2017)

Number of Instructions 7,600,000  
 Value Instructions in USD (in millions i.e. '000,000) 757.143

- Corporate Action Events (During Calendar Year 2017)

Number of Events handled by CSD 9,093  
 Value in USD (in millions i.e. '000,000) 757.143

## OTHER SERVICES

- Trade Repository Services
- Information Services
- National Numbering Agency Services
- Technological solutions
- Triparty Services
- Legal Entity Identifier (LEI) Services
- Valuation Services
- Cash Account and other Cash Services
- e-Voting Platform
- Crowdfunding Platform
- Funds Order Routing Platform
- None of the above
- Others (Please specify): General Meeting services to issuers€

## MOST IMPORTANT EVENTS DURING THE PAST YEAR

Euroclear Finland successfully launched Release 2 of the new CSD system, Infinity. Infinity 2 replaces multiple legacy systems with one modern, standards-based settlement and safekeeping platform for all assets in the book-entry system of Euroclear Finland.



Post-trade made easy

## ❑ BASIC INFORMATION

- **Regional Association** : ECSDA
- **Local Currency** : Euro (EUR)
- **Conversion rate into USD** : 1 USD = 0.840 EUR (31-Dec-17)

## ❑ OWNERSHIP (AS ON 31-Dec-17)

- **CSD is part of group of infrastructure**: -
- **Shares of CSD or holding company are not traded publicly.**

## ❑ MARKET STRUCTURE

- **Principal Account structure** : -
- **Financial Instruments accepted for deposit and/or settlement** : Not answered
  - ❑ Equities
  - ❑ Collective Investment Vehicles
  - ❑ Government Debt
  - ❑ Corporate Debt
  - ❑ Others
- **Financial Instruments held in** :
  - Dematerialised form** -
  - Immobilised form** -

## ❑ FULL TIME EMPLOYEES : -

## ❑ ANNUAL REVENUE

	in USD (in thousand i.e. '000)	
	01-Jan-16 to 31-Dec-16	01-Jan-17 to 31-Dec-17
Revenue from Operations	-	-
Other Income	-	-
	-	-

## ❑ LINKS WITH OTHER CSDs

- **CSD has links with other CSD**

## ❑ STATISTICS & VOLUME

- **Number of accounts held by CSD (as on 31-Dec-17)**
  - Beneficial Owner Accounts** -
  - Omnibus Accounts** -
- **Number of Participants (as on 31-Dec-17) (Total: 161)**
  - Domestic Participants** 101
  - Non-Domestic Participants** 60





- **Type of Participants**

- **Domestic**  
Custodian, Brokers and Others
- **Non Domestic**  
Custodian, Brokers and Asset Managers

- **Number of eligible issues (as on 31-Dec-17) (Total: 62,688)**

Instrument Type	Distinct Eligible Issue	
	Domestic	Foreign
Equities	1,205	159
CIV	24,236	255
Debt (Federal/ National Govt.)	-	-
Debt (Other Govt. bodies)	-	-
Debt (corporate)	-	-
Others	36,801	32
	62,242	446

- **Value of Deposit (as on 31-Dec-17) (Total: 747,305.952)**

Instrument Type	Value of Deposit in USD (in millions i.e. '000,000)	
	Domestic	Foreign
Equities	614,457.143	71,297.619
CIV	33,222.619	14,577.381
Debt (Federal/ National Govt.)	-	-
Debt (Other Govt. bodies)	-	-
Debt (corporate)	-	-
Others	13,394.048	357.143
	661,073.810	86,232.143

- **Settlement Instruction (During Calendar Year 2017)**

Number of Instructions	26,263,806
Value Instructions in USD (in millions i.e. '000,000)	95,713,644.048

- **Corporate Action Events (During Calendar Year 2017)**

Number of Events handled by CSD	622,141
Value in USD (in millions i.e. '000,000)	12,357,440.476



Post-trade made easy

## OTHER SERVICES :

- Trade Repository Services
- Information Services
- National Numbering Agency Services
- Technological solutions
- Triparty Services
- Legal Entity Identifier (LEI) Services
- Valuation Services
- Cash Account and other Cash Services
- e-Voting Platform
- Crowdfunding Platform
- Funds Order Routing Platform
- None of the above
- Others (Please specify):

## MOST IMPORTANT EVENTS DURING THE PAST YEAR

-



Post-trade made easy

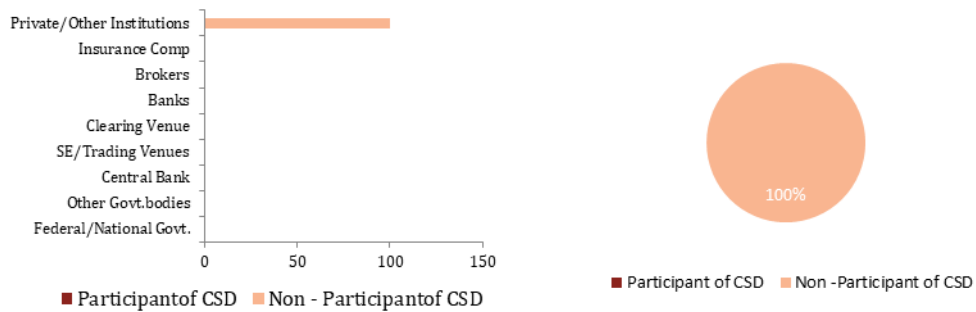
### ❑ BASIC INFORMATION

- **Regional Association** : ECSDA
- **Local Currency** : British Pound (GBP)
- **Conversion rate into USD** : 1 USD = 0.750 GBP (31-Dec-17)

### ❑ OWNERSHIP (AS ON 31-Dec-17)

- CSD is owned or controlled by holding company that also owns other FMIs.

#### - Shareholding Pattern (in %)



- Shares of CSD or holding company are not traded publicly.

### ❑ MARKET STRUCTURE

- **Principal Account structure** : Beneficial Owner (Omnibus Accounts can also be opened)

#### - Financial Instruments accepted for deposit and/or settlement

- Equities
- Collective Investment Vehicles
- Government Debt
- Corporate Debt
- Others

#### - Financial Instruments held in

**Dematerialised form** Equities, Collective Investment Vehicles, Government Debt and Corporate Debt

**Immobilised form** -

- CSD or its group company does not have banking license

- CSD has DVP solution

- CSD uses central bank money for settlement

### ❑ FULL TIME EMPLOYEES : 104





Post-trade made easy

## □ ANNUAL REVENUE

	in USD (in thousand i.e. '000)	
	01-Apr-16 to 31-Mar-17	01-Apr-17 to 31-Mar-18
Revenue from Operations	142,888.000	142,204.000
Other Income	486.670	158.667
	143,374.670	142,362.667

## □ LINKS WITH OTHER CSDs

- CSD has links with other CSD
  - Number of Links with other CSDs - 3
    - Only Inbound – 3 (Only Direct)
  - Purpose of Links with other CSDs
    - Only FOP – 3 (Only Direct)

## □ STATISTICS & VOLUME

- Number of accounts held by CSD (as on 31-Dec-17)
 

Beneficial Owner Accounts	291,169
Omnibus Accounts	13,103
- Number of Participants (as on 31-Dec-17) (Total: 225)
 

Domestic Participants	163
Non-Domestic Participants	62

- Type of Participants
  - Domestic
    - Others
  - Non Domestic
    - Others

- Number of eligible issues (as on 31-Dec-17) (Total: 19,294)

Instrument Type	Distinct Eligible Issue	
	Domestic	Foreign
Equities	3,197	7,946
CIV	2,571	1,402
Debt (Federal/ National Govt.)	248	2
Debt (Other Govt. bodies)	-	-
Debt (corporate)	3,025	903
Others	-	-
	9,041	10,253

- Value of Deposit (as on 31-Dec-17) (Total: 7,075,702.667)

Instrument Type	Value of Deposit in USD (in millions i.e. '000,000)	
	Domestic	Foreign
Equities	3,571,041.333	31,673.333
CIV	107,909.333	69,373.333
Debt (Federal/ National Govt.)	3,141,130.667	5.333
Debt (Other Govt. bodies)	-	-
Debt (corporate)	147,918.667	6,650.667
Others	-	-
	6,968,000.000	107,702.667



Post-trade made easy

<b>- Settlement Instruction (During Calendar Year 2017)</b>	
<b>Number of Instructions</b>	64,600,000
<b>Value Instructions in USD (in millions i.e. '000,000)</b>	324,615,856.000
<b>- Corporate Action Events (During Calendar Year 2017)</b>	
<b>Number of Events handled by CSD</b>	37,232
<b>Value in USD (in millions i.e. '000,000)</b>	302,424.000

### ❑ OTHER SERVICES

- Trade Repository Services
- Information Services
- National Numbering Agency Services
- Technological solutions
- Triparty Services
- Legal Entity Identifier (LEI) Services
- Valuation Services
- Cash Account and other Cash Services
- e-Voting Platform
- Crowdfunding Platform
- Funds Order Routing Platform
- None of the above
- Others (Please specify): Lending and Borrowing services, Collateral services, SDRT collection and CREST counter services

### ❑ MOST IMPORTANT EVENTS DURING THE PAST YEAR

On 1 October 2018, EUI implemented model 1 DvP in central Bank money for USD, thus ensuring all payment currencies in CREST (GBP, EUR and USD) are in central bank money and conforming to the principles of CPMI IOSCO. This model was enabled by the Federal Reserve Banks authorising EUI to be the first non US financial market infrastructure to have access to the National Settlement Service (NSS).



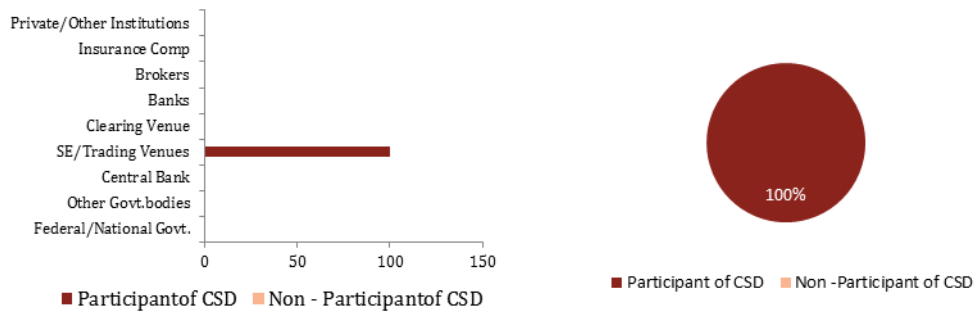
## ❑ BASIC INFORMATION

- **Regional Association** : AECSD
- **Local Currency** : Georgian Lari (GEL)
- **Conversion rate into USD** : 1 USD = 2.620 GEL (31-Dec-17)

## ❑ OWNERSHIP (AS ON 31-Dec-17)

- **CSD is owned or controlled by stock exchange.**

### - Shareholding Pattern (in %)



- **Shares of CSD or holding company are not traded publicly.**

## ❑ MARKET STRUCTURE

- **Principal Account structure** : Beneficial Owner
- **Financial Instruments accepted for deposit and/or settlement**
  - Equities
  - Collective Investment Vehicles
  - Government Debt
  - Corporate Debt
  - Others
- **Financial Instruments held in**
  - Dematerialised form** : Equities and Corporate Debt
  - Immobilised form** : -
- **CSD or its group company does not have banking license**
- **CSD has DVP solution**
- **CSD uses commercial bank money for settlement**

## ❑ FULL TIME EMPLOYEES : 13



## ANNUAL REVENUE

	in USD (in thousand i.e. '000)	
	01-Jan-16 to 31-Dec-16	01-Jan-17 to 31-Dec-17
Revenue from Operations	26.730	34.691
Other Income	31.970	13.866
	58.700	48.556

## LINKS WITH OTHER CSDs

- CSD does not have links with other CSD

## STATISTICS & VOLUME

- Number of accounts held by CSD (as on 31-Dec-17)

Beneficial Owner Accounts	900
Omnibus Accounts	10

- Number of Participants (as on 31-Dec-17) (Total: 7)

Domestic Participants	7
Non-Domestic Participants	-

- Type of Participants

- o Domestic
  - Custodian and Brokers
- o Non Domestic

- Number of eligible issues (as on 31-Dec-17) (Total: 67)

Instrument Type	Distinct Eligible Issue	
	Domestic	Foreign
Equities	59	-
CIV	-	-
Debt (Federal/ National Govt.)	-	-
Debt (Other Govt. bodies)	-	-
Debt (corporate)	8	-
Others	-	-
	67	-

- Value of Deposit (as on 31-Dec-17) (Total: 133.588)

Value of Deposit in USD (in millions i.e. '000,000)

Instrument Type	Value of Deposit in USD (in millions i.e. '000,000)	
	Domestic	Foreign
Equities	38.168	-
CIV	-	-
Debt (Federal/ National Govt.)	-	-
Debt (Other Govt. bodies)	-	-
Debt (corporate)	95.420	-
Others	-	-
	133.588	-





<b>- Settlement Instruction (During Calendar Year 2017)</b>	
<b>Number of Instructions</b>	5,000,000
<b>Value Instructions in USD (in millions i.e. '000,000)</b>	57.252
<b>- Corporate Action Events (During Calendar Year 2017)</b>	
<b>Number of Events handled by CSD</b>	-
<b>Value in USD (in millions i.e. '000,000)</b>	-

## OTHER SERVICES

- Trade Repository Services
- Information Services
- National Numbering Agency Services
- Technological solutions
- Triparty Services
- Legal Entity Identifier (LEI) Services
- Valuation Services
- Cash Account and other Cash Services
- e-Voting Platform
- Crowdfunding Platform
- Funds Order Routing Platform
- None of the above
- Others (Please specify):

## MOST IMPORTANT EVENTS DURING THE PAST YEAR

A new contract entered into force with Montran corporation, which will replace core system with new CSD system, integrated with national bank settlement system.

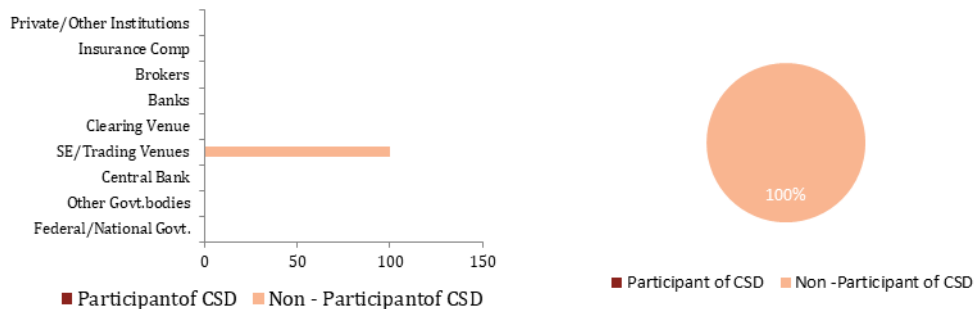
## ❑ BASIC INFORMATION

- **Regional Association** : ECSDA
- **Local Currency** : Euro (EUR)
- **Conversion rate into USD** : 1 USD = 0.840 EUR (31-Dec-17)

## ❑ OWNERSHIP (AS ON 31-Dec-17)

- **CSD is owned or controlled by stock exchange.**

### - Shareholding Pattern (in %)



- **Shares of CSD or holding company are publicly traded.**

## ❑ MARKET STRUCTURE

- **Principal Account structure** : Beneficial Owner
- **Financial Instruments accepted for deposit and/or settlement**
  - Equities
  - Collective Investment Vehicles
  - Government Debt
  - Corporate Debt
  - Others
- **Financial Instruments held in**
  - Dematerialised form** : Equities, Collective Investment Vehicles, Government Debt and Corporate Debt
  - Immobilised form** : -
- **CSD or its group company does not have banking license**
- **CSD has DVP solution**
- **CSD uses both commercial bank money and central bank money for settlement**

## ❑ FULL TIME EMPLOYEES : 85

### □ ANNUAL REVENUE

	in USD (in thousand i.e. '000)	
	01-Jan-16 to 31-Dec-16	01-Jan-17 to 31-Dec-17
Revenue from Operations	13,119.050	13,083.333
Other Income	202.380	166.667
	13,321.430	13,250.000

### □ LINKS WITH OTHER CSDs

- CSD has links with other CSD
  - Number of Links with other CSDs - 3
    - Only Outbound – 3 (Both Direct and Indirect)
  - Purpose of Links with other CSDs
    - Both DVP and FOP – 2 (Both Direct and Indirect)
    - Only FOP – 1 (Only Direct)

### □ STATISTICS & VOLUME

- Number of accounts held by CSD (as on 31-Dec-17)
 

Beneficial Owner Accounts	1,493,499
Omnibus Accounts	-
- Number of Participants (as on 31-Dec-17) (Total: 56)
 

Domestic Participants	42
Non-Domestic Participants	14
- Type of Participants
  - Domestic
    - Custodian
  - Non Domestic
    - Custodian

- Number of eligible issues (as on 31-Dec-17) (Total: 952)

Instrument Type	Distinct Eligible Issue	
	Domestic	Foreign
Equities	210	695
CIV	1	-
Debt (Federal/ National Govt.)	37	-
Debt (Other Govt. bodies)	-	-
Debt (corporate)	9	-
Others	-	-
	257	695

- **Value of Deposit (as on 31-Dec-17)** (Total: 52,767.685)

**Value of Deposit in USD (in millions i.e. '000,000)**

<b>Instrument Type</b>	<b>Domestic</b>	<b>Foreign</b>
<b>Equities</b>	51,415.513	451.071
<b>CIV</b>	15.727	-
<b>Debt (Federal/ National Govt.)</b>	0.871	-
<b>Debt (Other Govt. bodies)</b>	-	-
<b>Debt (corporate)</b>	884.502	-
<b>Others</b>	-	-
	52,316.614	451.071

- **Settlement Instruction (During Calendar Year 2017)**

**Number of Instructions** 4,547,000  
**Value Instructions in USD (in millions i.e. '000,000)** 32,436.195

- **Corporate Action Events (During Calendar Year 2017)**

**Number of Events handled by CSD** 2,000  
**Value in USD (in millions i.e. '000,000)** 17,460.063

### **OTHER SERVICES**

- Trade Repository Services
- Information Services
- National Numbering Agency Services
- Technological solutions
- Triparty Services
- Legal Entity Identifier (LEI) Services
- Valuation Services
- Cash Account and other Cash Services
- e-Voting Platform
- Crowdfunding Platform
- Funds Order Routing Platform
- None of the above
- Others (Please specify):

### **MOST IMPORTANT EVENTS DURING THE PAST YEAR**

- **Regulation (EU) 909/2014 (CSDR)**

ATHEXCSD participates actively in the adaptation of the Greek capital market to Regulation (EU) 909/2014 (CSDR), particularly as concerns the timely licensing of the company, in accordance with the Regulation, within 2019.

- **Automatic Exchange of Financial Information**

The relevant actions and projects relate to

- The agreement between Greece and the United States for the implementation of the Foreign Account Tax Compliance Act (FATCA) and
- The Multilateral Competent Authority Agreement - OECD (Common Reporting Standard).

- **Electronic Book Building services**

The Electronic Book Building (EBB) service, offered in collaboration with ATHEX, provides the necessary logistical support to issuers that wish to raise capital from investors. ATHEXCSD provides issuers with notary, DVP settlement and various informational services and ATHEX with informational and software services such as software development and maintenance, user access and development of custom algorithms.

- **LEI services**

In response to the increased demand for issuing LEI codes as part of the implementation of the MiFID II and MiFIR, ATHEXCSD established and provided relevant services successfully. During the last two months of 2017, more than 800 new LEI codes were issued for legal entities, including listed companies, ATHEX Members and CSD Participants, in collaboration with LSE.

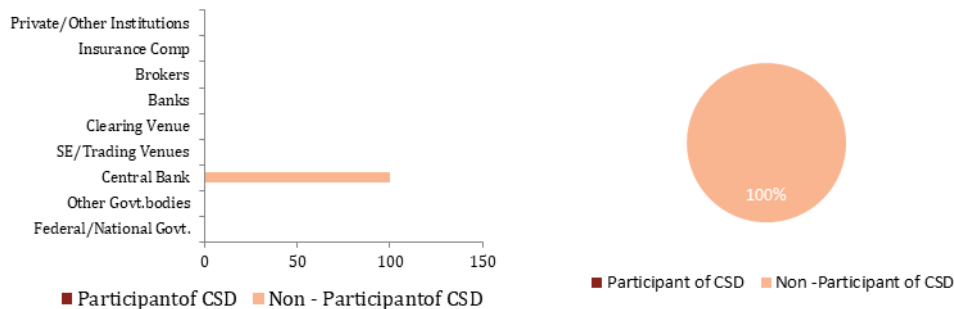
## ❑ BASIC INFORMATION

- **Regional Association :** ACG
- **Local Currency :** Hong Kong Dollar (HKD)
- **Conversion rate into USD :** 1 USD = 7.820 HKD (31-Dec-17)

## ❑ OWNERSHIP (AS ON 31-Dec-17)

- **CSD is owned or controlled by central bank.**

### - Shareholding Pattern (in %)



- **Shares of CSD or holding company are not traded publicly.**

## ❑ MARKET STRUCTURE

- **Principal Account structure :** Omnibus
- **Financial Instruments accepted for deposit and/or settlement**
  - Equities
  - Collective Investment Vehicles
  - Government Debt
  - Corporate Debt
  - Others
- **Financial Instruments held in**
  - Dematerialised form** Government Debt
  - Immobilised form** Corporate Debt
- **CSD or its group company does not have banking license**
- **CSD has DVP solution**
- **CSD uses both commercial bank money and central bank money for settlement**

## ❑ FULL TIME EMPLOYEES : 20

## □ ANNUAL REVENUE

	in USD (in thousand i.e. '000)	
	01-Jan-16 to 31-Dec-16	01-Jan-17 to 31-Dec-17
Revenue from Operations	-	-
Other Income	-	-
	-	-

## □ LINKS WITH OTHER CSDs

- CSD has links with other CSD
  - Number of Links with other CSDs - 7
    - Both inbound and outbound – 4 (Both Direct and Indirect)
    - Only Inbound – 1 (Only Direct)
    - Only Outbound – 2 (Only Direct)
  - Purpose of Links with other CSDs
    - Both DVP and FOP – 5 (Only Direct)
    - Only DVP – 2 (Only Direct)

## □ STATISTICS & VOLUME

- Number of accounts held by CSD (as on 31-Dec-17)
 

Beneficial Owner Accounts	-
Omnibus Accounts	201
- Number of Participants (as on 31-Dec-17) (Total: 201)
 

Domestic Participants	-
Non-Domestic Participants	-
- Type of Participants
  - Domestic
    -
  - Non Domestic
    -
- Number of eligible issues (as on 31-Dec-17) (Total: 1,371)

Instrument Type	Distinct Eligible Issue	
	Domestic	Foreign
Equities	-	-
CIV	-	-
Debt (Federal/ National Govt.)	-	-
Debt (Other Govt. bodies)	-	-
Debt (corporate)	-	-
Others	-	-
	-	-



- **Value of Deposit (as on 31-Dec-17)** (Total: 256,521.739)

**Value of Deposit in USD (in millions i.e. '000,000)**

Instrument Type	Domestic	Foreign
Equities	-	-
CIV	-	-
Debt (Federal/ National Govt.)	-	-
Debt (Other Govt. bodies)	-	-
Debt (corporate)	-	-
Others	-	-
	-	-

- **Settlement Instruction (During Calendar Year 2017)**

<b>Number of Instructions</b>	58,889
<b>Value Instructions in USD (in millions i.e. '000,000)</b>	513359.335

- **Corporate Action Events (During Calendar Year 2017)**

<b>Number of Events handled by CSD</b>	-
<b>Value in USD (in millions i.e. '000,000)</b>	-

## OTHER SERVICES

- Trade Repository Services
- Information Services
- National Numbering Agency Services
- Technological solutions
- Triparty Services
- Legal Entity Identifier (LEI) Services
- Valuation Services
- Cash Account and other Cash Services
- e-Voting Platform
- Crowdfunding Platform
- Funds Order Routing Platform
- None of the above
- Others (Please specify):

## MOST IMPORTANT EVENTS DURING THE PAST YEAR

The Hong Kong Monetary Authority (HKMA) and the People's Bank of China jointly launched Bond Connect in July 2017. Northbound Trading came into operation in the first phase, enabling overseas institutional investors to invest in the interbank bond market in Mainland China through cross-border financial infrastructure linkages between the CMU of the HKMA and other institutions of Mainland China and Hong Kong. Operation of Northbound Trading has been smooth, with daily turnover averaging RMB2 billion and more than 240 investors participating in Bond Connect up to the end of 2017.

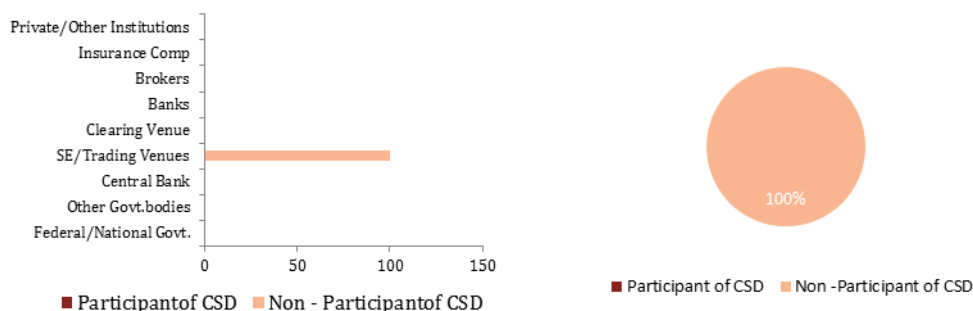
**❑ BASIC INFORMATION**

- **Regional Association** : ACG
- **Local Currency** : Hong Kong Dollar (HKD)
- **Conversion rate into USD** : 1 USD = 7.820 HKD (31-Dec-17)

**❑ OWNERSHIP (AS ON 31-Dec-17)**

- **CSD is owned or controlled by holding company that also owns other FMIs.**

- **Shareholding Pattern (in %)**



- **Shares of CSD or holding company are publicly traded.**

**❑ MARKET STRUCTURE**

- **Principal Account structure** : Omnibus (Beneficial Owner Account can also be opened)

- **Financial Instruments accepted for deposit and/or settlement**

- Equities
- Collective Investment Vehicles
- Government Debt
- Corporate Debt
- Others

- **Financial Instruments held in**

- Dematerialised form**      Equities, Collective Investment Vehicles, Government Debt and Others
- Immobilised form**        Equities, Collective Investment Vehicles and Others

- **CSD or its group company does not have banking license**

- **CSD has DVP solution**

- **CSD uses commercial bank money for settlement**

**❑ FULL TIME EMPLOYEES : 262**

□ **ANNUAL REVENUE**

	in USD (in thousand i.e. '000)	
	01-Jan-16 to 31-Dec-16	01-Jan-17 to 31-Dec-17
Revenue from Operations	330,434.780	389,386.189
Other Income	6,393.860	7,289.003
	336,828.640	396,675.192

□ **LINKS WITH OTHER CSDs**

**CSD has links with other CSD**

**Number of Links with other CSDs - 4**

- Both inbound and outbound – 4 (Both Direct and Indirect)

**Purpose of Links with other CSDs**

- Both DVP and FOP – 1 (Only Indirect)
- Only DVP – 2 (Only Direct)
- Only FOP – 1 (Only Indirect)

□ **STATISTICS & VOLUME**

- **Number of accounts held by CSD (as on 31-Dec-17)**

<b>Beneficial Owner Accounts</b>	25,393
<b>Omnibus Accounts</b>	651

- **Number of Participants (as on 31-Dec-17) (Total: 649)**

<b>Domestic Participants</b>	625
<b>Non-Domestic Participants</b>	24

- **Type of Participants**

**Domestic**

Custodian, Non Custodian Banks, Brokers, Others

**Non Domestic**

Custodian, Non Custodian Banks, Others

- **Number of eligible issues (as on 31-Dec-17) (Total: 13,667)**

Instrument Type	Distinct Eligible Issue	
	Domestic	Foreign
Equities	2,115	1,825
CIV	145	-
Debt (Federal/ National Govt.)	15	42
Debt (Other Govt. bodies)	45	-
Debt (corporate)	-	-
Others	9,480	-
	11,800	1,867

- Value of Deposit (as on 31-Dec-17) (Total: 2,863,861.765)

**Value of Deposit in USD (in millions i.e. '000,000)**

Instrument Type	Domestic	Foreign
Equities	2,664,673.785	80,342.711
CIV	81,275.448	-
Debt (Federal/ National Govt.)	690.281	3.197
Debt (Other Govt. bodies)	0.384	-
Debt (corporate)	-	-
Others	36875.959	-
	2,783,515.857	80,345.908

- Settlement Instruction (During Calendar Year 2017)

Number of Instructions	34,000,000
Value Instructions in USD (in millions i.e. '000,000)	5,887,309.847

- Corporate Action Events (During Calendar Year 2017)

Number of Events handled by CSD	14,000
Value in USD (in millions i.e. '000,000)	82,723.402

**OTHER SERVICES**

- Trade Repository Services
- Information Services
- National Numbering Agency Services
- Technological solutions
- Triparty Services
- Legal Entity Identifier (LEI) Services
- Valuation Services
- Cash Account and other Cash Services
- e-Voting Platform
- Crowdfunding Platform
- Funds Order Routing Platform
- None of the above
- Others (Please specify):

**MOST IMPORTANT EVENTS DURING THE PAST YEAR**

From 14 to 17 November 2017, HKEX, the holding company of HKSCC, together with China Securities Depository and Clearing Corporation Limited, Central Depository Company Pakistan and National Securities Depository India, co-organised the World Forum of Central Securities Depositories (WFC 2017) in Hong Kong. Over 250 delegates from 58 regions around the world attended, exchanging ideas on the business development, application of Fintech and market outlook of the CSD industry.

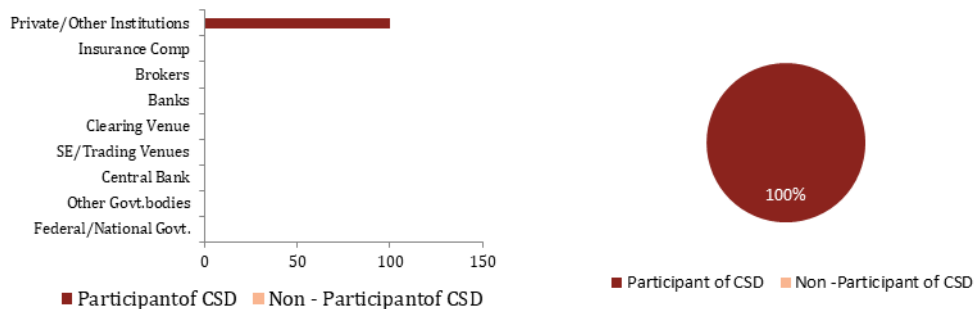
## ❑ BASIC INFORMATION

- **Regional Association :** ECSDA
- **Local Currency :** Euro (EUR)
- **Conversion rate into USD :** 1 USD = 0.840 EUR (31-Dec-17)

## ❑ OWNERSHIP (AS ON 31-Dec-17)

- CSD is owned or controlled by holding company that also owns other FMIs.

### - Shareholding Pattern (in %)



- Shares of CSD or holding company are publicly traded.

## ❑ MARKET STRUCTURE

- **Principal Account structure :** Omnibus (Beneficial Owner Account can also be opened)
- **Financial Instruments accepted for deposit and/or settlement**
  - Equities
  - Collective Investment Vehicles
  - Government Debt
  - Corporate Debt
  - Others
- **Financial Instruments held in**
  - Dematerialised form** Equities, Collective Investment Vehicles, Government Debt, Corporate Debt and Others
  - Immobilised form** -
- CSD or its group company does not have banking license
- CSD has DVP solution
- CSD uses central bank money for settlement

## ❑ FULL TIME EMPLOYEES : 117

## □ ANNUAL REVENUE

	in USD (in thousand i.e. '000)	
Revenue from Operations	-	-
Other Income	-	-
	-	-

## □ LINKS WITH OTHER CSDs

- CSD has links with other CSD
  - Number of Links with other CSDs - 7
    - Both inbound and outbound – 4 (Only Direct)
    - Only Outbound – 3 (Only Direct)
  - Purpose of Links with other CSDs
    - Both DVP and FOP – 5 (Only Direct)
    - Only FOP – 2 (Only Direct)

## □ STATISTICS & VOLUME

- Number of accounts held by CSD (as on 31-Dec-17)
 

Beneficial Owner Accounts	461
Omnibus Accounts	212
- Number of Participants (as on 31-Dec-17) (Total: 93)
 

Domestic Participants	76
Non-Domestic Participants	17
- Type of Participants
  - Domestic
    - Custodian and Non Custodian Banks
  - Non Domestic
    - Custodian

- Number of eligible issues (as on 31-Dec-17) (Total: 9,205)

Instrument Type	Distinct Eligible Issue	
	Domestic	Foreign
Equities	1,610	1,823
CIV	2,996	20
Debt (Federal/ National Govt.)	488	9
Debt (Other Govt. bodies)	-	-
Debt (corporate)	2,259	-
Others	-	-
	7,353	1,852



- **Value of Deposit (as on 31-Dec-17)** (Total: 2,796,943.905)

**Value of Deposit in USD (in millions i.e. '000,000)**

Instrument Type	Domestic	Foreign
Equities	854,502.345	4,098.083
CIV	151,344.583	1,738.095
Debt (Federal/ National Govt.)	1,171,717.512	577.381
Debt (Other Govt. bodies)	-	-
Debt (corporate)	612,965.905	-
Others	-	-
	2,790,530.345	6,413.560

- **Settlement Instruction (During Calendar Year 2017)**

<b>Number of Instructions</b>	8,225,000
<b>Value Instructions in USD (in millions i.e. '000,000)</b>	50,373,340.476

- **Corporate Action Events (During Calendar Year 2017)**

<b>Number of Events handled by CSD</b>	-
<b>Value in USD (in millions i.e. '000,000)</b>	-

#### **OTHER SERVICES**

- Trade Repository Services
- Information Services
- National Numbering Agency Services
- Technological solutions
- Triparty Services
- Legal Entity Identifier (LEI) Services
- Valuation Services
- Cash Account and other Cash Services
- e-Voting Platform
- Crowdfunding Platform
- Funds Order Routing Platform
- None of the above
- Others (Please specify):

#### **MOST IMPORTANT EVENTS DURING THE PAST YEAR**

The migration to the Target2 Securities technical settlement platform of IBERCLEAR and the Spanish community on September 18, 2018.



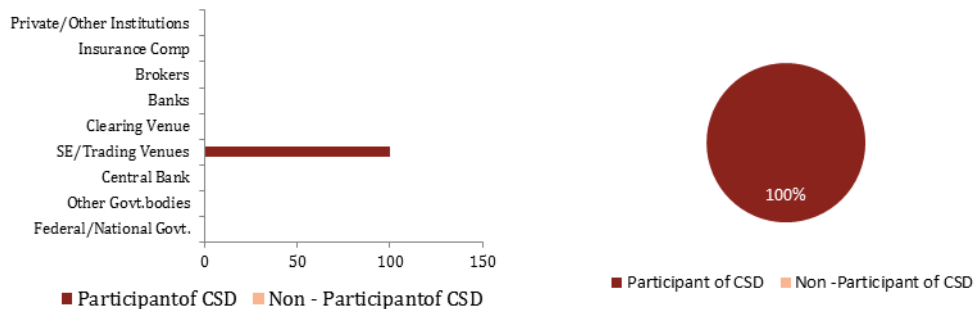
## ❑ BASIC INFORMATION

- **Regional Association** : ECSDA
- **Local Currency** : Euro (EUR)
- **Conversion rate into USD** : 1 USD = 0.840 EUR (31-Dec-17)

## ❑ OWNERSHIP (AS ON 31-Dec-17)

- **CSD is owned or controlled by stock exchange.**

### - Shareholding Pattern (in %)



- **Shares of CSD or holding company are publicly traded.**

## ❑ MARKET STRUCTURE

- **Principal Account structure** : Omnibus
- **Financial Instruments accepted for deposit and/or settlement**
  - Equities
  - Collective Investment Vehicles
  - Government Debt
  - Corporate Debt
  - Others
- **Financial Instruments held in**
  - Dematerialised form** : Equities, Government Debt, Corporate Debt and Others
  - Immobilised form** : Equities, Collective Investment Vehicles, Corporate Debt and Others
- **CSD or its group company does not have banking license**
- **CSD has DVP solution**
- **CSD uses both commercial bank money and central bank money for settlement**

## ❑ FULL TIME EMPLOYEES : 36

**ANNUAL REVENUE**

	in USD (in thousand i.e. '000)	
	01-Jan-16 to 31-Dec-16	01-Jan-17 to 31-Dec-17
Revenue from Operations	23,333.330	24,523.810
Other Income	357.140	238.095
	23,690.480	24,761.905

**LINKS WITH OTHER CSDs**

- CSD does not have links with other CSD

**STATISTICS & VOLUME**

- Number of accounts held by CSD (as on 31-Dec-17)

Beneficial Owner Accounts	-
Omnibus Accounts	699

- Number of Participants (as on 31-Dec-17) (Total: 36)

Domestic Participants	31
Non-Domestic Participants	5

- Type of Participants

- o Domestic
  - Custodian
- o Non Domestic
  - Custodian

- Number of eligible issues (as on 31-Dec-17) (Total: 2,430)

Instrument Type	Distinct Eligible Issue	
	Domestic	Foreign
Equities	467	6
CIV	28	12
Debt (Federal/ National Govt.)	31	-
Debt (Other Govt. bodies)	-	-
Debt (corporate)	697	-
Others	24	1,165
	1,247	1,183

- Value of Deposit (as on 31-Dec-17) (Total: 405,400.000)

Instrument Type	Value of Deposit in USD (in millions i.e. '000,000)	
	Domestic	Foreign
Equities	117,834.524	7,255.952
CIV	1,030.952	42.857
Debt (Federal/ National Govt.)	168,380.952	-
Debt (Other Govt. bodies)	-	-
Debt (corporate)	107,671.429	-
Others	2,689	494
	397,607.142	7,792.857

<b>- Settlement Instruction (During Calendar Year 2017)</b>	
<b>Number of Instructions</b>	1,122,000
<b>Value Instructions in USD (in millions i.e. '000,000)</b>	341,901.190
<b>- Corporate Action Events (During Calendar Year 2017)</b>	
<b>Number of Events handled by CSD</b>	7,000
<b>Value in USD (in millions i.e. '000,000)</b>	63,197.619

**☐ OTHER SERVICES**

- Trade Repository Services
- Information Services
- National Numbering Agency Services
- Technological solutions
- Triparty Services
- Legal Entity Identifier (LEI) Services
- Valuation Services
- Cash Account and other Cash Services
- e-Voting Platform
- Crowdfunding Platform
- Funds Order Routing Platform
- None of the above
- Others (Please specify):

**☐ MOST IMPORTANT EVENTS DURING THE PAST YEAR**

INTERBOLSA submitted its CSDR application in September 2017, and the application was considered complete in January 2018. The approval process was conducted in close cooperation with the CMVM, as well as the Banco de Portugal (the Portuguese Central Bank) and the European Central Bank. .

With effect from 12 July 2018, INTERBOLSA has been granted a license to operate according to the new European CSD Regulation (CSDR). INTERBOLSA is among the very first CSDs in the EU to be re-authorised under CSDR.

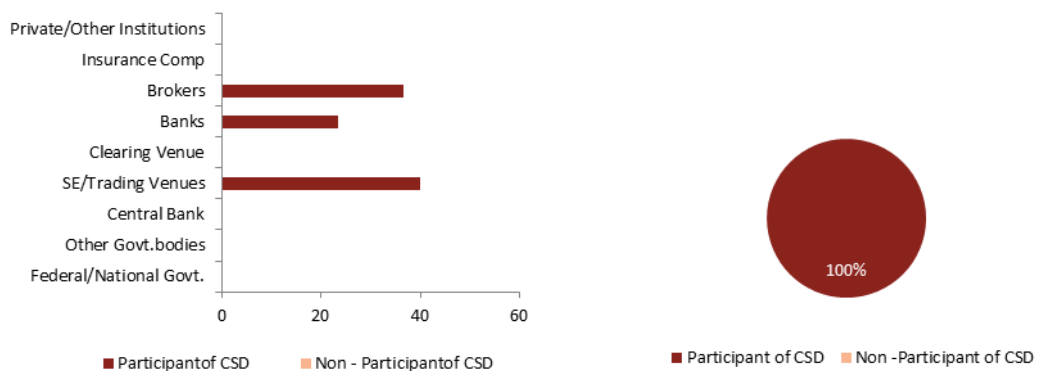
## ❑ BASIC INFORMATION

- **Regional Association :** ACSDA
- **Local Currency :** Costa Rican Colon (CRC)
- **Conversion rate into USD :** 1 USD = 569.610 CRC (31-Dec-17)

## ❑ OWNERSHIP (AS ON 31-Dec-17)

- CSD is not a part of group of infrastructure of stock exchange, central bank or holding company that owns other FMI.

- **Shareholding Pattern (in %)**



- **Shares of CSD or holding company are not traded publicly.**

## ❑ MARKET STRUCTURE

- **Principal Account structure :** Beneficial Owner

- **Financial Instruments accepted for deposit and/or settlement**

- Equities
- Collective Investment Vehicles
- Government Debt
- Corporate Debt
- Others

- **Financial Instruments held in**

**Dematerialised form** Equities, Collective Investment Vehicles, Government Debt and Corporate Debt

**Immobilised form** Equities and Corporate Debt

- **CSD or its group company do not have banking license**

- **CSD has DVP solution**

- **CSD uses central bank money for settlement**

❑ **FULL TIME EMPLOYEES : 8**

❑ **ANNUAL REVENUE**

	in USD (in thousand i.e. '000)	
	01-Jan-16 to 31-Dec-16	01-Jan-17 to 31-Dec-17
Revenue from Operations	2,635.805	2,506.798
Other Income	42.452	136.820
	2,678.257	2,643.619

❑ **LINKS WITH OTHER CSDs**

- CSD has links with other CSD
  - Number of Links with other CSDs - 7
    - Both inbound and outbound – 3 (Only Direct)
    - Only Inbound – 2 (Only Direct)
    - Only Outbound – 2 (Only Direct)
  - Purpose of Links with other CSDs
    - Only DVP – 4 (Only Direct)
    - Only FOP – 3 (Only Direct)

❑ **STATISTICS & VOLUME**

- Number of accounts held by CSD (as on 31-Dec-17)
 

Beneficial Owner Accounts	18,984
Omnibus Accounts	-
- Number of Participants (as on 31-Dec-17) (Total: 27)
 

Domestic Participants	23
Non-Domestic Participants	4
- Type of Participants
  - Domestic
    - Custodian, Non Custodian Banks and Brokers
  - Non Domestic
    - Others
- Number of eligible issues (as on 31-Dec-17) (Total: 2,994)

Instrument Type	Distinct Eligible Issue	
	Domestic	Foreign
Equities	14	541
CIV	27	-
Debt (Federal/ National Govt.)	825	98
Debt (Other Govt. bodies)	-	-
Debt (corporate)	1,152	337
Others	-	-
	2,018	976

- Value of Deposit (as on 31-Dec-17) (Total: 12,406.935)

Value of Deposit in USD (in millions i.e. '000,000)

Instrument Type	Domestic	Foreign
Equities	1,526.000	217.000
CIV	2,090.000	-
Debt (Federal/ National Govt.)	3,593.000	68.000
Debt (Other Govt. bodies)	-	-
Debt (corporate)	3,905.000	358.000
Others	650.000	-
	11,764.000	643.000

- Settlement Instruction (During Calendar Year 2017)

Number of Instructions 20,808  
Value Instructions in USD (in millions i.e. '000,000) 5,386.095

- Corporate Action Events (During Calendar Year 2017)

Number of Events handled by CSD 12,841  
Value in USD (in millions i.e. '000,000) 8,552.491

## ❑ OTHER SERVICES

- Trade Repository Services
- Information Services
- National Numbering Agency Services
- Technological solutions
- Triparty Services
- Legal Entity Identifier (LEI) Services
- Valuation Services
- Cash Account and other Cash Services
- e-Voting Platform
- Crowdfunding Platform
- Funds Order Routing Platform
- None of the above
- Others (Please specify):

## ❑ MOST IMPORTANT EVENTS DURING THE PAST YEAR

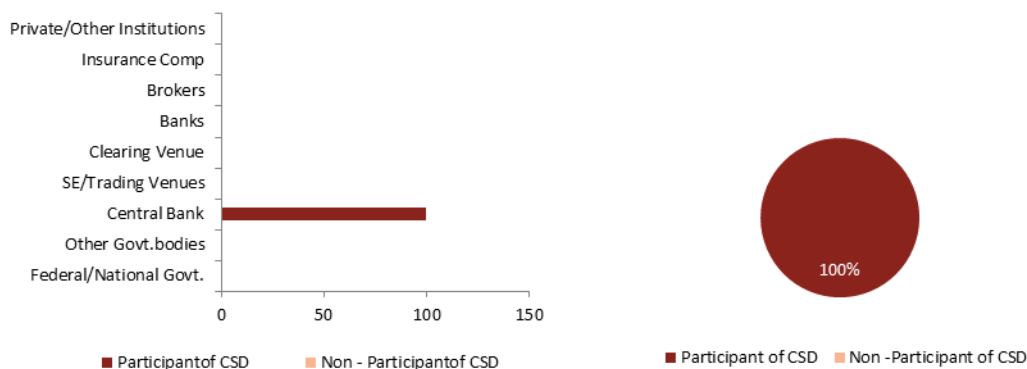
-

## ❑ BASIC INFORMATION

- **Regional Association** : ACSDA
- **Local Currency** : Jamaican Dollar (JMD)
- **Conversion rate into USD** : 1 USD = 123.990 JMD (31-Dec-17)

## ❑ OWNERSHIP (AS ON 31-Dec-17)

- **CSD is owned or controlled by central bank.**
- **Shareholding Pattern (in %)**



- **Shares of CSD or holding company are not traded publicly.**

## ❑ MARKET STRUCTURE

- **Principal Account structure** : Beneficial Owner
- **Financial Instruments accepted for deposit and/or settlement**
  - Equities
  - Collective Investment Vehicles
  - Government Debt
  - Corporate Debt
  - Others
- **Financial Instruments held in**
  - Dematerialised form** : Government Debt
  - Immobilised form** : -
- **CSD or its group company does not have banking license**
- **CSD has DVP solution**
- **CSD uses central bank money for settlement**

## ❑ FULL TIME EMPLOYEES : 12



## ANNUAL REVENUE

	in USD (in thousand i.e. '000)	
	01-Jan-16 to 31-Dec-16	01-Jan-17 to 31-Dec-17
Revenue from Operations	217.900	209.339
Other Income	-	-
	217.900	209.339

## LINKS WITH OTHER CSDs

- CSD does not have links with other CSD

## STATISTICS & VOLUME

- Number of accounts held by CSD (as on 31-Dec-17)

Beneficial Owner Accounts	30,780
Omnibus Accounts	-

- Number of Participants (as on 31-Dec-17) (Total: 39)

Domestic Participants	39
Non-Domestic Participants	-

- Type of Participants

- o Domestic  
Custodian, Non Custodian Banks, Brokers and Others
- o Non Domestic

- Number of eligible issues (as on 31-Dec-17) (Total: 169)

Instrument Type	Distinct Eligible Issue	
	Domestic	Foreign
Equities	-	-
CIV	-	-
Debt (Federal/ National Govt.)	39	-
Debt (Other Govt. bodies)	130	-
Debt (corporate)	-	-
Others	-	-
	169	-

- Value of Deposit (as on 31-Dec-17) (Total: 7,488.484)

Instrument Type	Value of Deposit in USD (in millions i.e. '000,000)	
	Domestic	Foreign
Equities	-	-
CIV	-	-
Debt (Federal/ National Govt.)	6,051.246	-
Debt (Other Govt. bodies)	1,437.238	-
Debt (corporate)	-	-
Others	-	-
	7,488.484	-



<b>- Settlement Instruction (During Calendar Year 2017)</b>	
<b>Number of Instructions</b>	51,000
<b>Value Instructions in USD (in millions i.e. '000,000)</b>	135,446.138
<b>- Corporate Action Events (During Calendar Year 2017)</b>	
<b>Number of Events handled by CSD</b>	25,000
<b>Value in USD (in millions i.e. '000,000)</b>	58,010.743

## OTHER SERVICES

- Trade Repository Services
- Information Services
- National Numbering Agency Services
- Technological solutions
- Triparty Services
- Legal Entity Identifier (LEI) Services
- Valuation Services
- Cash Account and other Cash Services
- e-Voting Platform
- Crowdfunding Platform
- Funds Order Routing Platform
- None of the above
- Others (Please specify):

## MOST IMPORTANT EVENTS DURING THE PAST YEAR

By end 2017, discussions regarding updated business requirements that are geared towards taking advantage of new technological developments to address stakeholder requests for new functionalities, were at an advanced stage with our CSD system developer.

The scheduled upgrade will facilitate the implementation of reform measure under the 36-month IMF Precautionary Stand-by Arrangement with Jamaica and enhancements aimed at improving the effectiveness and efficiency of monetary policy actions by the Central Bank. In that regard the upgrade will include, *inter-alia*,

- a) the dematerialization of Government of Jamaica (GOJ) Treasury Bills,
- b) the automation of FX and Repo auctions by the Bank and
- c) Market valuation of the instruments in the system.

The project will be implemented on a phased basis and is scheduled to be completed by end 2019.

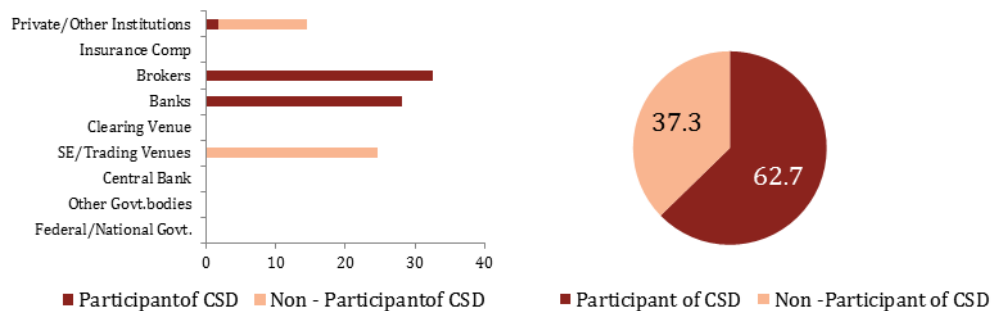
## ❑ BASIC INFORMATION

- **Regional Association** : ACG
- **Local Currency** : Yen (Yen)
- **Conversion rate into USD** : 1 USD = 112.670 Yen (31-Dec-17)

## ❑ OWNERSHIP (AS ON 31-Dec-17)

- **CSD is not a part of group of infrastructure of stock exchange, central bank or holding company that owns other FMI.**

### - Shareholding Pattern (in %)



- **Shares of CSD or holding company are not traded publicly.**

## ❑ MARKET STRUCTURE

- **Principal Account structure** : Omnibus (Beneficial Owner Account can also be opened)
- **Financial Instruments accepted for deposit and/or settlement**
  - Equities
  - Collective Investment Vehicles
  - Government Debt
  - Corporate Debt
  - Others
- **Financial Instruments held in**
  - Dematerialised form** : Equities, Collective Investment Vehicles, Government Debt and Corporate Debt
  - Immobilised form** : -
- **CSD or its group company does not have banking license**
- **CSD has DVP solution**
- **CSD uses central bank money for settlement**

## ❑ FULL TIME EMPLOYEES : 230

## □ ANNUAL REVENUE

	in USD (in thousand i.e. '000)	
	01-Apr-15 to 31-Mar-16	01-Apr-16 to 31-Mar-17
Revenue from Operations	185,905.742	199,236.709
Other Income	2,307.624	355.019
	188,204.491	199,591.728

## □ LINKS WITH OTHER CSDs

CSD has links with other CSD

Number of Links with other CSDs - 3(Only Direct)

- Only Outbound – 3(Only Direct)

Purpose of Links with other CSDs

- Only FOP – 3(Only Direct)

## □ STATISTICS & VOLUME

- Number of accounts held by CSD (as on 31-Dec-17)

Beneficial Owner Accounts 260

Omnibus Accounts 241

- Number of Participants (as on 31-Dec-17) (Total: 260)

Domestic Participants 260

Non-Domestic Participants -

- Type of Participants

- Domestic

Custodian, Non Custodian Banks, Brokers, Asset Managers and Others

- Non Domestic

-

- Number of eligible issues (as on 31-Dec-17) (Total: 80,334)

Instrument Type	Distinct Eligible Issue	
	Domestic	Foreign
Equities	3,777	56
CIV	11,703	26
Debt (Federal/ National Govt.)	0	49
Debt (Other Govt. bodies)	8,795	27
Debt (corporate)	55,643	258
Others	0	0
	79,918	416

- **Value of Deposit (as on 31-Dec-17)** (Total: 10,498,196.024)

**Value of Deposit in USD (in millions i.e. '000,000)**

Instrument Type	Domestic	Foreign
Equities	6,314,559.723	3,577.900
CIV	1,734,818.931	318.070
Debt (Federal/ National Govt.)	0.000	16,669.033
Debt (Other Govt. bodies)	1,430,079.560	4,521.168
Debt (corporate)	931,278.344	62,373.303
Others	0.000	0.000
	10,410,736.558	87,459.475

- **Settlement Instruction (During Calendar Year 2017)**

<b>Number of Instructions</b>	121,612,095
<b>Value Instructions in USD (in millions i.e. '000,000)</b>	32,273,065.900

- **Corporate Action Events (During Calendar Year 2017)**

<b>Number of Events handled by CSD</b>	70,406
<b>Value in USD (in millions i.e. '000,000)</b>	-

**OTHER SERVICES**

- Trade Repository Services
- Information Services
- National Numbering Agency Services
- Technological solutions
- Triparty Services
- Legal Entity Identifier (LEI) Services
- Valuation Services
- Cash Account and other Cash Services
- e-Voting Platform
- Crowdfunding Platform
- Funds Order Routing Platform
- None of the above
- Others (Please specify): Pre-Settlement Matching System

**MOST IMPORTANT EVENTS DURING THE PAST YEAR**

- In order to minimize the impact on relevant organizations in the event that the main office (Tokyo) becomes inoperable due to a wide-area disaster or local damage, JASDEC has established an alternative office at a remote location (Osaka) and has begun operations in which the multiple offices (Tokyo and Osaka) share the important operations in normal times.
- At the time of BCP activation, Osaka office will continue high-priority critical operations, and will conduct disseminating information on our group's operational status and responding to inquiries from outside, instead of the main office.
- In order to build a more reliable and efficient settlement systems, JASDEC is also working on "JASDEC 2020 Project" which started the previous year. This project aims to promote overall optimization of operations and systems, in connection with the replacement of the book-entry transfer and other systems scheduled to be implemented in 2020.



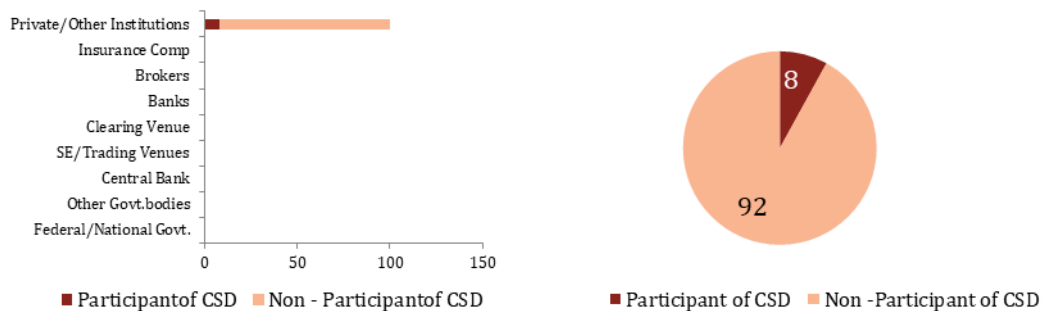
## ❑ BASIC INFORMATION

- **Regional Association** : ECSDA
- **Local Currency** : Euro (EUR)
- **Conversion rate into USD** : 1 USD = 0.840 EUR (31-Dec-17)

## ❑ OWNERSHIP (AS ON 31-Dec-17)

- **CSD is not a part of group of infrastructure of stock exchange, central bank or holding company that owns other FMI.** CSD is a standalone Company.

### - Shareholding Pattern (in %)



- **Shares of CSD or holding company are publicly traded.**

## ❑ MARKET STRUCTURE

- **Principal Account structure** : Beneficial Owner (Omnibus Accounts can also be opened)

### - Financial Instruments accepted for deposit and/or settlement

- Equities
- Collective Investment Vehicles
- Government Debt
- Corporate Debt
- Others

### - Financial Instruments held in

- Dematerialised form** Equities, Collective Investment Vehicles, Government Debt and Corporate Debt
- Immobilised form** -

- **CSD or its group company does not have banking license**

- **CSD has DVP solution**

- **CSD uses central bank money for settlement**

## ❑ FULL TIME EMPLOYEES : 63





## ANNUAL REVENUE

	in USD (in thousand i.e. '000)	
	01-Jan-16 to 31-Dec-16	01-Jan-17 to 31-Dec-17
Revenue from Operations	10,072.620	11,050.000
Other Income	635.710	385.714
	10,708.330	11,436.905

## LINKS WITH OTHER CSDs

- CSD has links with other CSD
  - o Number of Links with other CSDs - 4
    - Only Inbound – 4 (Both Direct and Indirect)
  - o Purpose of Links with other CSDs
    - Both DVP and FOP – 3 (Both Direct and Indirect)
    - Only FOP – 1 (Only Direct)

## STATISTICS & VOLUME

- Number of accounts held by CSD (as on 31-Dec-17)
 

Beneficial Owner Accounts	191,257
Omnibus Accounts	649
- Number of Participants (as on 31-Dec-17) (Total: 20)
 

Domestic Participants	19
Non-Domestic Participants	1
- Type of Participants
  - o Domestic  
Custodian, Brokers, Asset Managers and Others
  - o Non Domestic  
Custodian
- Number of eligible issues (as on 31-Dec-17) (Total: 601)

Instrument Type	Distinct Eligible Issue	
	Domestic	Foreign
Equities	539	-
CIV	-	-
Debt (Federal/ National Govt.)	29	-
Debt (Other Govt. bodies)	-	-
Debt (corporate)	33	-
Others	-	-
	601	-





- Value of Deposit (as on 31-Dec-17) (Total: 52,910.714)

**Value of Deposit in USD (in millions i.e. '000,000)**

Instrument Type	Domestic	Foreign
Equities	24,366.667	-
CIV	-	-
Debt (Federal/ National Govt.)	27,559.524	-
Debt (Other Govt. bodies)	-	-
Debt (corporate)	984.524	-
Others	-	-
	52,910.714	-

- Settlement Instruction (During Calendar Year 2017)

Number of Instructions	132,000
Value Instructions in USD (in millions i.e. '000,000)	29,891.667

- Corporate Action Events (During Calendar Year 2017)

Number of Events handled by CSD	479
Value in USD (in millions i.e. '000,000)	21,601.190

## ❑ OTHER SERVICES

- Trade Repository Services
- Information Services
- National Numbering Agency Services
- Technological solutions
- Triparty Services
- Legal Entity Identifier (LEI) Services
- Valuation Services
- Cash Account and other Cash Services
- e-Voting Platform
- Crowdfunding Platform
- Funds Order Routing Platform
- None of the above
- Others (Please specify): Central registry, on and off exchange transactions settlement, custody services, corporate actions processing

## ❑ MOST IMPORTANT EVENTS DURING THE PAST YEAR

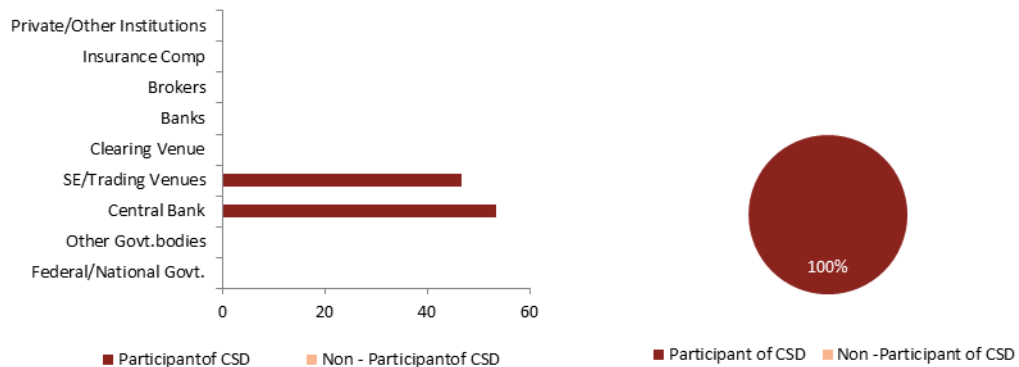
- KDD successfully integrated its central securities settlement system into settlement platform Target2-Securities.
- KDD was fully accredited as a Local Operating Unit authorized to issue Legal Entity Identifiers in designated jurisdictions.

**❑ BASIC INFORMATION**

- **Regional Association :** ECSDA
- **Local Currency :** Hungarian Forint (HUF)
- **Conversion rate into USD :** 1 USD = 260.240 HUF (31-Dec-17)

**❑ OWNERSHIP (AS ON 31-Dec-17)**

- **CSD is owned or controlled by central bank.**
- **Shareholding Pattern (in %)**



- **Shares of CSD or holding company are not traded publicly.**

**❑ MARKET STRUCTURE**

- **Principal Account structure :** Omnibus (Beneficial Owner Account can also be opened)
- **Financial Instruments accepted for deposit and/or settlement**
  - Equities
  - Collective Investment Vehicles
  - Government Debt
  - Corporate Debt
  - Others
- **Financial Instruments held in**
  - Dematerialised form** Equities, Collective Investment Vehicles, Government Debt, Corporate Debt and Others
  - Immobilised form** Equities, Collective Investment Vehicles, Government Debt, Corporate Debt and Others
- **CSD or its group company has banking license**
- **CSD has DVP solution**
- **CSD uses central bank money for settlement**

**❑ FULL TIME EMPLOYEES : 172**

❑ **ANNUAL REVENUE**

	in USD (in thousand i.e. '000)	
	01-Jan-16 to 31-Dec-16	01-Jan-17 to 31-Dec-17
Revenue from Operations	16,384.880	17,441.592
Other Income	8,019.520	5,925.300
	24,404.400	23,366.892

❑ **LINKS WITH OTHER CSDs**

- **CSD has links with other CSD**
  - **Number of Links with other CSDs - 5**
    - Both inbound and outbound – 2 (Only Direct)
    - Only Inbound – 3 (Only Direct)
  - **Purpose of Links with other CSDs**
    - Both DVP and FOP – 5 (Only Direct)

❑ **STATISTICS & VOLUME**

- **Number of accounts held by CSD (as on 31-Dec-17)**

Beneficial Owner Accounts	489
Omnibus Accounts	6,252
- **Number of Participants (as on 31-Dec-17) (Total: 77)**

Domestic Participants	69
Non-Domestic Participants	8
- **Type of Participants**
  - **Domestic**  
Custodian, Non Custodian Banks, Brokers, Asset Managers and Others
  - **Non Domestic**  
Custodian and Others

- **Number of eligible issues (as on 31-Dec-17) (Total: 5180)**

Instrument Type	Distinct Eligible Issue	
	Domestic	Foreign
Equities	3,675	-
CIV	965	-
Debt (Federal/ National Govt.)	222	-
Debt (Other Govt. bodies)	-	-
Debt (corporate)	318	-
Others	-	-
	5,180	-

- **Value of Deposit (as on 31-Dec-17)** (Total: 169,180.415)

**Value of Deposit in USD (in millions i.e. '000,000)**

Instrument Type	Domestic	Foreign
Equities	62,725.184	632.647
CIV	-	-
Debt (Federal/ National Govt.)	-	-
Debt (Other Govt. bodies)	99,210.398	6,594.901
Debt (corporate)	-	-
Others	17.284	-
	161,952.867	7,227.548

- **Settlement Instruction (During Calendar Year 2017)**

Number of Instructions 675,000  
Value Instructions in USD (in millions i.e. '000,000) 752,639.122

- **Corporate Action Events (During Calendar Year 2017)**

Number of Events handled by CSD -  
Value in USD (in millions i.e. '000,000) -

#### **OTHER SERVICES**

- Trade Repository Services
- Information Services
- National Numbering Agency Services
- Technological solutions
- Triparty Services
- Legal Entity Identifier (LEI) Services
- Valuation Services
- Cash Account and other Cash Services
- e-Voting Platform
- Crowdfunding Platform
- Funds Order Routing Platform
- None of the above
- Others (Please specify):

#### **MOST IMPORTANT EVENTS DURING THE PAST YEAR**

- 2017 was an eventful year from a political and economic environment perspective and it brought both domestic and international regulatory changes with substantial influence on the financial infrastructure.
- Related to the strategic development objectives of the following years, it is also of great importance that the successful joining of the TARGET-2-Securities (T2S) system, as of 6 February 2017, KELER is now a member of the European settlement security system. The entry into T2S makes securities transaction settlement more secure and efficient, and also improves international access to Hungarian securities.

- Changes in the regulatory environment presented challenges to all depositories in the European Union. In line with the requirements of the CSDR (Central Securities Depositories Regulation), KELER started the required re-authorization process in 2017 related to the provision of central securities depository and banking-type ancillary services. KELER submitted the application for re-authorization under the CSDR to the Magyar Nemzeti Bank, the competent authority on 29 September 2017.
- In 2018, in line with KELER's strategic objectives, after closing the related developments, it created a direct depository link with Krajowy Depozyt Papierów Wartościowych (KDPW), the Polish national depository. Therefore, related to Polish securities market transactions, KELER and KDPW jointly offer clients improved terms and service elements. The new service model combines outstanding security provided by the direct depository link and the services of a professional custodian with deep knowledge of the local market.
- In January 2018 KELER has launched its MiFID II. reporting service pack. Through this step, KELER Group helps its Clients in fulfilling their new reporting obligations. Currently KELER offers solution for fulfilling reporting obligations under EMIR, REMIT and MiFID II. as well, being the only Central Securities Depository providing such services together.
- It deserves highlighting that KELER as a service provider offers considerable assistance to market players in both the capital and the energy markets to meet the various regulatory, transaction and transparency reporting requirements with the extension of the Trade Reporting services offered by KELER. These developments and the continuation of the Strategic Modernization Program, the improvement of account management and settlement systems contribute to the creation of the expanding service offering of the modern national central securities depository and the implementation of its vision.

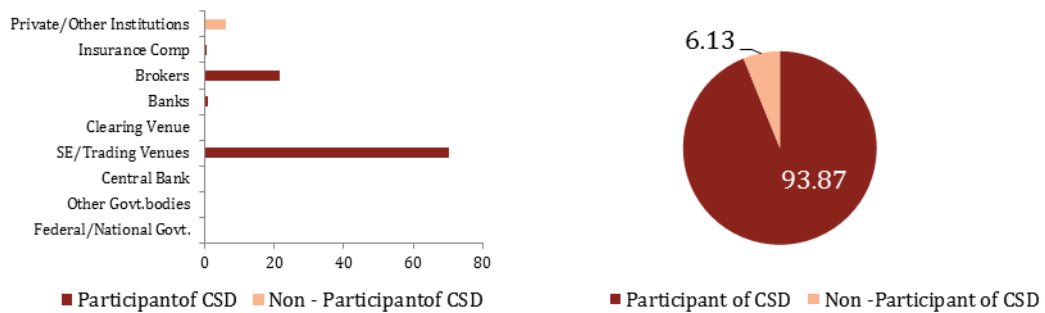
## ❑ BASIC INFORMATION

- **Regional Association** : ACG, AECSA
- **Local Currency** : South Korean Won (KRW)
- **Conversion rate into USD** : 1 USD = 1066.410 KRW (31-Dec-17)

## ❑ OWNERSHIP (AS ON 31-Dec-17)

- **CSD is not a part of group of infrastructure of stock exchange, central bank or holding company that owns other FMI.** CSD is controlled by government organization (Financial Services Commission).

### - Shareholding Pattern (in %)



- **Shares of CSD or holding company are not traded publicly.**

## ❑ MARKET STRUCTURE

- **Principal Account structure** : Omnibus (Beneficial Owner Account can also be opened)

### - Financial Instruments accepted for deposit and/or settlement

- Equities
- Collective Investment Vehicles
- Government Debt
- Corporate Debt
- Others

### - Financial Instruments held in

- Dematerialised form** -
- Immobilised form** Equities, Collective Investment Vehicles, Government Debt, Corporate Debt and Others

- **CSD or its group company does not have banking license**

- **CSD has DVP solution**

- **CSD uses both commercial bank money and central bank money for settlement**

## ❑ FULL TIME EMPLOYEES : 582



## ANNUAL REVENUE

	in USD (in thousand i.e. '000)	
	01-Jan-16 to 31-Dec-16	01-Jan-17 to 31-Dec-17
Revenue from Operations	168,316.130	181,960.034
Other Income	49,614.130	40,968.295
	217,930.250	222,928.330

## LINKS WITH OTHER CSDs

- CSD has links with other CSD
  - o Number of Links with other CSDs - 1
    - Only Inbound - 1 (Only Direct)
  - o Purpose of Links with other CSDs
    - Only FOP - 1 (Only Direct)

## STATISTICS & VOLUME

- Number of accounts held by CSD (as on 31-Dec-17)
 

Beneficial Owner Accounts	183
Omnibus Accounts	1,088
- Number of Participants (as on 31-Dec-17) (Total: 1,241)
 

Domestic Participants	558
Non-Domestic Participants	683
- Type of Participants
  - o Domestic  
Custodian, Non Custodian Banks, Brokers, Asset Managers and Others
  - o Non Domestic  
Custodian, Brokers and Others

Instrument Type	Distinct Eligible Issue	
	Domestic	Foreign
Equities	2,948	10
CIV	24,117	635
Debt (Federal/ National Govt.)	297	-
Debt (Other Govt. bodies)	752	-
Debt (corporate)	8,287	13
Others	110,353	1,833
	146,754	2,491



- Value of Deposit (as on 31-Dec-17) (Total: 4,326,661.255)

**Value of Deposit in USD (in millions i.e. '000,000)**

Instrument Type	Domestic	Foreign
Equities	1,799,493.628	9,642.258
CIV	562,684.667	17.719
Debt (Federal/ National Govt.)	603,002.579	27,829.551
Debt (Other Govt. bodies)	19,967.210	-
Debt (corporate)	1,069,026.982	-
Others	234,982.766	13.895
	4,289,157.832	37,503.423

- Settlement Instruction (During Calendar Year 2017)

Number of Instructions 4,658,388  
 Value Instructions in USD (in millions i.e. '000,000) 5,907,931.275

- Corporate Action Events (During Calendar Year 2017)

Number of Events handled by CSD 40,999  
 Value in USD (in millions i.e. '000,000) 110,310.964

**OTHER SERVICES**

- Trade Repository Services
- Information Services
- National Numbering Agency Services
- Technological solutions
- Triparty Services
- Legal Entity Identifier (LEI) Services
- Valuation Services
- Cash Account and other Cash Services
- e-Voting Platform
- Crowdfunding Platform
- Funds Order Routing Platform
- None of the above
- Others (Please specify): Transfer Agent, Indenture Trustee, DR Custodian, KDR Depository, Fund Administration, etc.

**MOST IMPORTANT EVENTS DURING THE PAST YEAR**

Accredited as the Local Operating Unit (LOU) for LEI issuance

- Launched deposit & settlement services for Bond Connect transactions, allowing Korean securities companies to access the China Interbank Bond Market (CIBM) via Hong Kong
- Developed an anti-money laundering (AML) system as part of KSD's efforts as a transfer agent to fulfill its customer due diligence (CDD) and suspicious transactions reporting (STR) obligations
- Launched mobile services for electronic voting in annual general meetings, allowing shareholders to access KSD's e-voting and e-proxy services using mobile devices

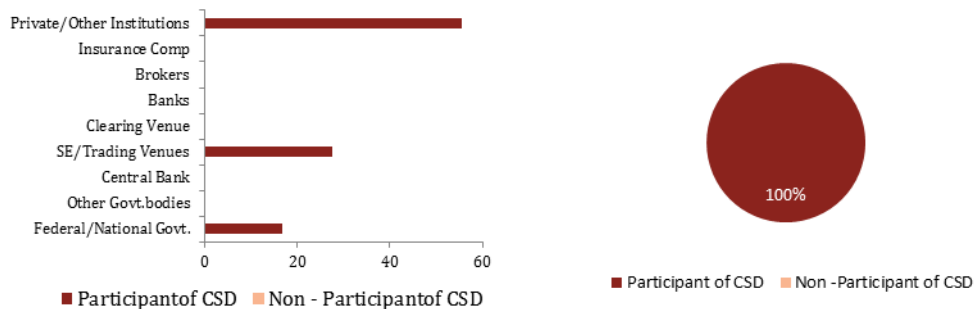
## ❑ BASIC INFORMATION

- **Regional Association** : AMEDA
- **Local Currency** : Kuwaiti Dinar (KWD)
- **Conversion rate into USD** : 1 USD = 0.310 KWD (31-Dec-17)

## ❑ OWNERSHIP (AS ON 31-Dec-17)

- CSD is owned or controlled by holding company that also owns other FMIs.

### - Shareholding Pattern (in %)



- Shares of CSD or holding company are not traded publicly.

## ❑ MARKET STRUCTURE

- **Principal Account structure** : Beneficial Owner (Omnibus Accounts can also be opened)

### - Financial Instruments accepted for deposit and/or settlement

- Equities
- Collective Investment Vehicles
- Government Debt
- Corporate Debt
- Others

### - Financial Instruments held in

- |                            |   |
|----------------------------|---|
| <b>Dematerialised form</b> | Equities, Collective Investment Vehicles and Corporate Debt |
| <b>Immobilised form</b>    | -   |

- CSD or its group company does not have banking license

- CSD has DVP solution

- CSD uses external commercial money for settlement

## ❑ FULL TIME EMPLOYEES : 104

## ANNUAL REVENUE

	in USD (in thousand i.e. '000)	
	01-Jan-16 to 31-Dec-16	01-Jan-17 to 31-Dec-17
Revenue from Operations	-	-
Other Income	-	-
	-	-

## LINKS WITH OTHER CSDs

- CSD has links with other CSD
  - o Number of Links with other CSDs - 5
    - Both inbound and outbound – 5 (Only Direct)
  - o Purpose of Links with other CSDs
    - Only FOP – 5 (Only Direct)

## STATISTICS & VOLUME

- Number of accounts held by CSD (as on 31-Dec-17)
 

Beneficial Owner Accounts	381,074
Omnibus Accounts	-
- Number of Participants (as on 31-Dec-17) (Total: 35)
 

Domestic Participants	33
Non-Domestic Participants	2
- Type of Participants
  - o Domestic  
Custodian, Non Custodian Banks and Brokers
  - o Non Domestic  
Custodian

- Number of eligible issues (as on 31-Dec-17) (Total: 820)

Instrument Type	Distinct Eligible Issue	
	Domestic	Foreign
Equities	772	-
CIV	33	-
Debt (Federal/ National Govt.)	-	-
Debt (Other Govt. bodies)	-	-
Debt (corporate)	15	-
Others	-	-
	820	-

- **Value of Deposit (as on 31-Dec-17)** (Total: 92,327.716)

**Value of Deposit in USD (in millions i.e. '000,000)**

Instrument Type	Domestic	Foreign
Equities	90,279.491	-
CIV	-	-
Debt (Federal/ National Govt.)	-	-
Debt (Other Govt. bodies)	-	-
Debt (corporate)	2,048.225	-
Others	-	-
	92,327.716	-

- **Settlement Instruction (During Calendar Year 2017)**

<b>Number of Instructions</b>	-
<b>Value Instructions in USD (in millions i.e. '000,000)</b>	36,959.552

- **Corporate Action Events (During Calendar Year 2017)**

<b>Number of Events handled by CSD</b>	187
<b>Value in USD (in millions i.e. '000,000)</b>	-

**OTHER SERVICES**

- Trade Repository Services
- Information Services
- National Numbering Agency Services
- Technological solutions
- Triparty Services
- Legal Entity Identifier (LEI) Services
- Valuation Services
- Cash Account and other Cash Services
- e-Voting Platform
- Crowdfunding Platform
- Funds Order Routing Platform
- None of the above
- Others (Please specify):

**MOST IMPORTANT EVENTS DURING THE PAST YEAR**

-

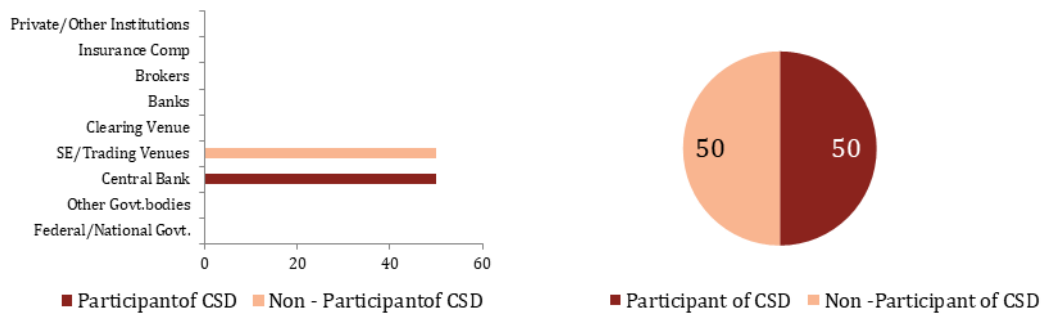
**❑ BASIC INFORMATION**

- **Regional Association** : ECSDA
- **Local Currency** : Euro (EUR)
- **Conversion rate into USD** : 1 USD = 0.840 EUR (31-Dec-17)

**❑ OWNERSHIP (AS ON 31-Dec-17)**

- **CSD is not a part of group of infrastructure of stock exchange, central bank or holding company that owns other FMI.** LuxCSD is jointly owned by the Banque centrale du Luxembourg (BcL) and Clearstream International S.A. (fully owned by Deutsche Boerse A.G.)

- **Shareholding Pattern (in %)**



- **Shares of CSD or holding company are not traded publicly.**

**❑ MARKET STRUCTURE**

- **Principal Account structure** : Omnibus
- **Financial Instruments accepted for deposit and/or settlement**
  - Equities
  - Collective Investment Vehicles
  - Government Debt
  - Corporate Debt
  - Others
- **Financial Instruments held in**
  - Dematerialised form** Equities, Collective Investment Vehicles, Government Debt and Corporate Debt
  - Immobilised form** Equities, Collective Investment Vehicles, Government Debt and Corporate Debt
- **CSD or its group company does not have banking license**
- **CSD has DVP solution**
- **CSD uses central bank money for settlement**

**❑ FULL TIME EMPLOYEES : 6**

❑ **ANNUAL REVENUE**

	in USD (in thousand i.e. '000)	
	01-Jan-16 to 31-Dec-16	01-Jan-17 to 31-Dec-17
Revenue from Operations	2,976.190	2,857.143
Other Income	-	-
	2,976.190	2,857.143

❑ **LINKS WITH OTHER CSDs**

- **CSD has links with other CSD**
  - **Number of Links with other CSDs - 5**
    - Only Inbound – 3 (Only Direct)
    - Only Outbound – 2 (Only Direct)
  - **Purpose of Links with other CSDs**
    - Both DVP and FOP – 4 (Only Direct)
    - Only FOP – 1 (Only Direct)

❑ **STATISTICS & VOLUME**

- **Number of accounts held by CSD (as on 31-Dec-17)**

Beneficial Owner Accounts	-
Omnibus Accounts	31
- **Number of Participants (as on 31-Dec-17) (Total: 15)**

Domestic Participants	6
Non-Domestic Participants	9
- **Type of Participants**
  - **Domestic**  
Custodian, Non Custodian Banks and Others
  - **Non Domestic**  
Custodian and Non Custodian Banks

Instrument Type	Distinct Eligible Issue	
	Domestic	Foreign
Equities	17	-
CIV	872	-
Debt (Federal/ National Govt.)	5	-
Debt (Other Govt. bodies)	-	-
Debt (corporate)	6	-
Others	1	-
	901	-



- **Value of Deposit (as on 31-Dec-17)** (Total: 26,134.405)

**Value of Deposit in USD (in millions i.e. '000,000)**

<b>Instrument Type</b>	<b>Domestic</b>	<b>Foreign</b>
<b>Equities</b>	10,931.905	-
<b>CIV</b>	4,577.976	-
<b>Debt (Federal/ National Govt.)</b>	6,755.952	-
<b>Debt (Other Govt. bodies)</b>	-	-
<b>Debt (corporate)</b>	172.976	-
<b>Others</b>	3,695.595	-
	26,134.405	-

- **Settlement Instruction (During Calendar Year 2017)**

**Number of Instructions** 19,000  
**Value Instructions in USD (in millions i.e. '000,000)** 24,633.333

- **Corporate Action Events (During Calendar Year 2017)**

**Number of Events handled by CSD** 176  
**Value in USD (in millions i.e. '000,000)** 353.214

#### **OTHER SERVICES**

- Trade Repository Services
- Information Services
- National Numbering Agency Services
- Technological solutions
- Triparty Services
- Legal Entity Identifier (LEI) Services
- Valuation Services
- Cash Account and other Cash Services
- e-Voting Platform
- Crowdfunding Platform
- Funds Order Routing Platform
- None of the above
- Others (Please specify): LuxCSD provides Issuance and Distribution services, Safekeeping and Custody services, Investment Fund services and Settlement services

#### **MOST IMPORTANT EVENTS DURING THE PAST YEAR**

During the weekend from 3-5 February 2017 LuxCSD successfully migrated to the ECB's TARGET2-Securities (T2S) platform. The implementation was a full success. This important strategic project has been conducted in close partnership with the European Central Bank, the Banque centrale du Luxembourg as well as other National Central Banks and participating Central Securities Depositories (CSDs) over many years. It forms an important pillar in the vision of a Capital Markets Union and contributes to the integration of the European financial market infrastructure by further improving the stability and integrity of the European market.



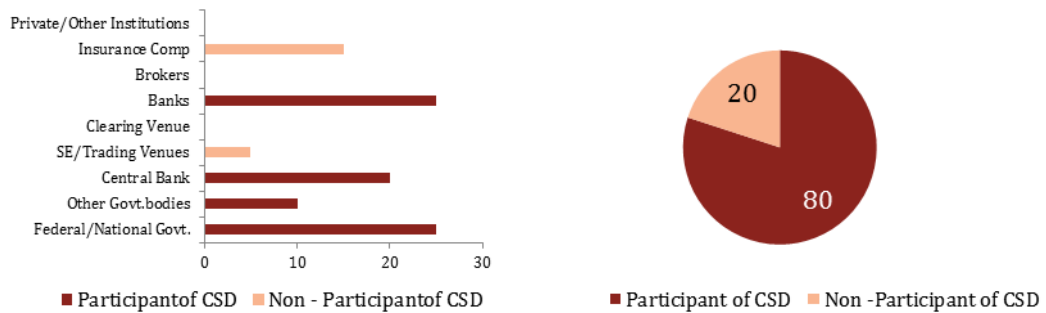
Following the migration, customers are able to benefit from LuxCSD's T2S offering, which enables them to profit from unique economies of scale as well as improved liquidity and collateral management via the new platform.

**❑ BASIC INFORMATION**

- **Regional Association** : AMEDA
- **Local Currency** : Moroccan Dirham (MAD)
- **Conversion rate into USD** : 1 USD = 9.360 MAD (31-Dec-17)

**❑ OWNERSHIP (AS ON 31-Dec-17)**

- **Shareholding Pattern (in %)**



- **Shares of CSD or holding company are not traded publicly.**

**❑ MARKET STRUCTURE**

- **Principal Account structure** : Omnibus
- **Financial Instruments accepted for deposit and/or settlement**
  - Equities
  - Collective Investment Vehicles
  - Government Debt
  - Corporate Debt
  - Others
- **Financial Instruments held in**
  - Dematerialised form** : Equities, Collective Investment Vehicles, Government Debt and Corporate Debt
  - Immobilised form** : -
- **CSD or its group company does not have banking license**
- **CSD has DVP solution**
- **CSD uses central bank money for settlement**

**❑ FULL TIME EMPLOYEES : 70**

**ANNUAL REVENUE**

	in USD (in thousand i.e. '000)	
	01-Jan-16 to 31-Dec-16	01-Jan-17 to 31-Dec-17
Revenue from Operations	7,757.800	9,216.346
Other Income	450.430	757.479
	8,208.230	9,973.825

**LINKS WITH OTHER CSDs**

- **CSD has links with other CSD**
  - o **Number of Links with other CSDs - 1**
    - Both inbound and outbound – 1 (Only Direct)
  - o **Purpose of Links with other CSDs**
    - Only FOP – 1 (Only Direct)

**STATISTICS & VOLUME**

- **Number of accounts held by CSD (as on 31-Dec-17)**

Beneficial Owner Accounts	-
Omnibus Accounts	206
- **Number of Participants (as on 31-Dec-17) (Total: 62)**

Domestic Participants	61
Non-Domestic Participants	1
- **Type of Participants**
  - o **Domestic**  
Custodian, Brokers, Asset Managers and Others
  - o **Non Domestic**  
Others

Instrument Type	Distinct Eligible Issue	
	Domestic	Foreign
Equities	91	1
CIV	435	-
Debt (Federal/ National Govt.)	78	-
Debt (Other Govt. bodies)	-	-
Debt (corporate)	619	-
Others	-	-
	1,223	1

- **Value of Deposit (as on 31-Dec-17)** (Total: 184,964.050)

**Value of Deposit in USD (in millions i.e. '000,000)**

Instrument Type	Domestic	Foreign
Equities	67,649.570	17.470
CIV	42,008.550	-
Debt (Federal/ National Govt.)	55,202.990	-
Debt (Other Govt. bodies)	-	-
Debt (corporate)	20,085.470	-
Others	-	-
	184,946.580	17.470

- **Settlement Instruction (During Calendar Year 2017)**

**Number of Instructions** 1,105,000  
**Value Instructions in USD (in millions i.e. '000,000)** 1,540,383.868

- **Corporate Action Events (During Calendar Year 2017)**

**Number of Events handled by CSD** 1,048  
**Value in USD (in millions i.e. '000,000)** 2,713.26

#### **OTHER SERVICES**

- Trade Repository Services
- Information Services
- National Numbering Agency Services
- Technological solutions
- Triparty Services
- Legal Entity Identifier (LEI) Services
- Valuation Services
- Cash Account and other Cash Services
- e-Voting Platform
- Crowdfunding Platform
- Funds Order Routing Platform
- None of the above
- Others (Please specify): Dematerialization of non-listed companies

#### **MOST IMPORTANT EVENTS DURING THE PAST YEAR**

In 2017, MAROCLEAR has celebrated its 20 years anniversary, since its creation in 1997, MAROCLEAR was the success key of the Moroccan market transformation. MAROCLEAR has heavily invested to support the excellence and innovation in its domain, the Trust and Transparency have always been MAROCLEAR values, so in 2017, MAROCLEAR has focused more on the enhancement of its resilience, particularly, the cyber security and business continuity. Today, MAROCLEAR offers a world class service quality with high level of resilience. MAROCLEAR has an ambitious strategy which is aligned to the country strategy to promote Casablanca as a regional financial center in North and West Africa.

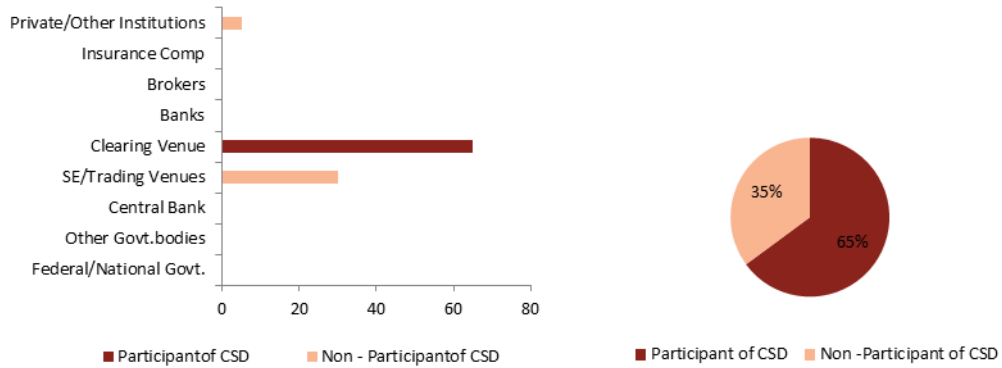
**❑ BASIC INFORMATION**

- **Regional Association** : AECSD, AMEDA and ECSDA
- **Local Currency** : Turkish Lira (TRY)
- **Conversion rate into USD** : 1 USD = 3.800 TRY (31-Dec-17)

**❑ OWNERSHIP (AS ON 31-Dec-17)**

- **CSD is owned or controlled by stock exchange.**

- **Shareholding Pattern (in %)**



- **Shares of CSD or holding company are not traded publicly.**

**❑ MARKET STRUCTURE**

- **Principal Account structure** : Beneficial Owner

- **Financial Instruments accepted for deposit and/or settlement**

- Equities
- Collective Investment Vehicles
- Government Debt
- Corporate Debt
- Others

- **Financial Instruments held in**

**Dematerialised form** Equities, Collective Investment Vehicles, Government Debt, Corporate Debt and Others

**Immobilised form** -

- **CSD or its group company does not have banking license**

- **CSD has DVP solution**

- **CSD uses commercial bank money for settlement**

**❑ FULL TIME EMPLOYEES : 168**

## ANNUAL REVENUE

	in USD (in thousand i.e. '000)	
	01-Jan-16 to 31-Dec-16	01-Jan-17 to 31-Dec-17
<b>Revenue from Operations</b>	19,990.260	23,863.158
<b>Other Income</b>	1,672.370	2,620.263
	21,662.630	26,483.421

## LINKS WITH OTHER CSDs

- CSD has links with other CSD
  - o **Number of Links with other CSDs - 1**
    - Both inbound and outbound - 1 (Only Direct)
  - o **Purpose of Links with other CSDs**
    - Only FOP - 1 (Only Direct)

## STATISTICS & VOLUME

- **Number of accounts held by CSD (as on 31-Dec-17)**

<b>Beneficial Owner Accounts</b>	45,395,598
<b>Omnibus Accounts</b>	-
- **Number of Participants (as on 31-Dec-17) (Total: 122)**

<b>Domestic Participants</b>	122
<b>Non-Domestic Participants</b>	-
- **Type of Participants**
  - o **Domestic**  
Custodian, Non Custodian Banks and Brokers
  - o **Non Domestic**  
-
- **Number of eligible issues (as on 31-Dec-17) (Total: 3,816)**

Instrument Type	Distinct Eligible Issue	
	Domestic	Foreign
<b>Equities</b>	780	-
<b>CIV</b>	569	-
<b>Debt (Federal/ National Govt.)</b>	-	-
<b>Debt (Other Govt. bodies)</b>	-	-
<b>Debt (corporate)</b>	736	-
<b>Others</b>	1,731	-
	3,816	-

- Value of Deposit (as on 31-Dec-17) (Total: 326,512.368)

Value of Deposit in USD (in millions i.e.  
'000,000)

Instrument Type	Domestic	Foreign
Equities	231,766.316	-
CIV	14,844.211	-
Debt (Federal/ National Govt.)	60,459.474	-
Debt (Other Govt. bodies)	-	-
Debt (corporate)	17,639.211	-
Others	1,803.158	-
	326,512.368	-

- Settlement Instruction (During Calendar Year 2017)

Number of Instructions	168,000,000
Value Instructions in USD (in millions i.e. '000,000)	24,132,607.368

- Corporate Action Events (During Calendar Year 2017)

Number of Events handled by CSD	3,613
Value in USD (in millions i.e. '000,000)	30,905.526

## ❑ OTHER SERVICES

- Trade Repository Services
- Information Services
- National Numbering Agency Services
- Technological solutions
- Triparty Services
- Legal Entity Identifier (LEI) Services
- Valuation Services
- Cash Account and other Cash Services
- e-Voting Platform
- Crowdfunding Platform
- Funds Order Routing Platform
- None of the above
- Others (Please specify): MKK value added services are provided through e-MKK Information Portal components such as e-CAS (Investor Notification and Alert System), e-GOVERNANCE (Corporate Governance and Investor Relations), e-GEM (Electronic General Assembly Meeting System), e-COM

## ❑ MOST IMPORTANT EVENTS DURING THE PAST YEAR

- As of June 2017, Takasbank became the CCP for the BIST equities market.
- MKK signed a protocol in September 2017 with KSEI (Indonesia Central Securities Depository) in order to implement MKK's Electronic General Meeting System (e-GEM) in the Indonesian capital market.
- First dematerialized gold backed debt instruments, real estate certificates, and electronic warehouse receipts on hazelnuts and lentils were issued through MKK's system.



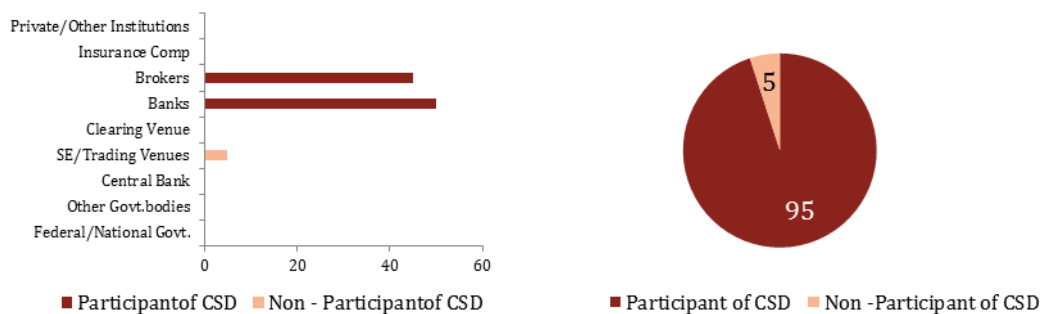
## ❑ BASIC INFORMATION

- **Regional Association :** AMEDA
- **Local Currency :** Egyptian Pound (EGP)
- **Conversion rate into USD :** 1 USD = 17.820 EGP (31-Dec-17)

## ❑ OWNERSHIP (AS ON 31-Dec-17)

- **CSD is not a part of group of infrastructure of stock exchange, central bank or holding company that owns other FMI.** Private Joint Stock Company.

### - Shareholding Pattern (in %)



- **Shares of CSD or holding company are not traded publicly.**

## ❑ MARKET STRUCTURE

- **Principal Account structure :** Beneficial Owner (Omnibus Accounts can also be opened)
- **Financial Instruments accepted for deposit and/or settlement**
  - Equities
  - Collective Investment Vehicles
  - Government Debt
  - Corporate Debt
  - Others
- **Financial Instruments held in**
  - Dematerialised form** Equities, Government Debt and Corporate Debt
  - Immobilised form** Equities
- **CSD or its group company does not have banking license**
- **CSD has DVP solution**
- **CSD uses commercial bank money for settlement**

## ❑ FULL TIME EMPLOYEES : 600

## ❑ ANNUAL REVENUE

	in USD (in thousand i.e. '000)	
	01-Jan-16 to 31-Dec-16	01-Jan-17 to 31-Dec-17
Revenue from Operations	7,687.990	10,381.594
Other Income	15,151.520	21,324.355
	22,839.510	31,705.948

## ❑ LINKS WITH OTHER CSDs

- CSD has links with other CSD
  - Number of Links with other CSDs - 6
    - Both inbound and outbound – 6 (Only Direct)
  - Purpose of Links with other CSDs
    - Both DVP and FOP – 1 (Only Direct)
    - Only DVP – 4 (Only Direct)
    - Only FOP – 1 (Only Direct)

## ❑ STATISTICS & VOLUME

- Number of accounts held by CSD (as on 31-Dec-17)
 

Beneficial Owner Accounts	423,838
Omnibus Accounts	51
- Number of Participants (as on 31-Dec-17) (Total: 204)
 

Domestic Participants	204
Non-Domestic Participants	-
- Type of Participants
  - Domestic
    - Custodian, Brokers and Others
  - Non Domestic
    - -
- Number of eligible issues (as on 31-Dec-17) (Total: 1,647)

Instrument Type	Distinct Eligible Issue	
	Domestic	Foreign
Equities	1,538	2
CIV	-	-
Debt (Federal/ National Govt.)	71	-
Debt (Other Govt. bodies)	-	-
Debt (corporate)	36	-
Others	-	-
	1,645	2

- Value of Deposit (as on 31-Dec-17) (Total: 110,710.774)

Value of Deposit in USD (in millions i.e. '000,000)

Instrument Type	Domestic	Foreign
Equities	69,831.650	531.818
CIV	-	-
Debt (Federal/ National Govt.)	39,841.358	-
Debt (Other Govt. bodies)	-	-
Debt (corporate)	505.948	-
Others	-	-
	110,178.956	531.818

- Settlement Instruction (During Calendar Year 2017)

Number of Instructions 7,000,000  
Value Instructions in USD (in millions i.e. '000,000) 18,518.519

- Corporate Action Events (During Calendar Year 2017)

Number of Events handled by CSD 1,091  
Value in USD (in millions i.e. '000,000) 16,324.130

## ❑ OTHER SERVICES

- Trade Repository Services
- Information Services
- National Numbering Agency Services
- Technological solutions
- Triparty Services
- Legal Entity Identifier (LEI) Services
- Valuation Services
- Cash Account and other Cash Services
- e-Voting Platform
- Crowdfunding Platform
- Funds Order Routing Platform
- None of the above
- Others (Please specify):

## ❑ MOST IMPORTANT EVENTS DURING THE PAST YEAR

- MCDR completed the 5 years plan of upgrading hardware and all security systems.
- Custodian banks became direct settlement participants and so one DVP layer is applied between brokers, custodians and the CSD in the market which substantially reduced liquidity risk, asset commitment risk and counterparty risk.
- New executive regulations of the investment law were issued where it obliged issuers to be listed at the CSD and for all issues to use the digital signature service provided by MCDR.
- MCDR completed the disclosure report as required by the CPMI.

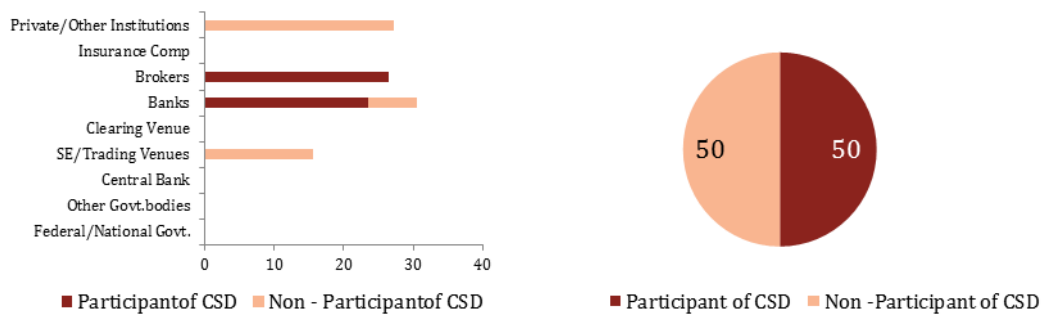


## ❑ BASIC INFORMATION

- **Regional Association** : AECSD
- **Local Currency** : Moldovan Leu (MDL)
- **Conversion rate into USD** : 1 USD = 17.080 MDL (31-Dec-17)

## ❑ OWNERSHIP (AS ON 31-Dec-17)

- **Shareholding Pattern (in %)**



- **Shares of CSD or holding company are not traded publicly.**

## ❑ MARKET STRUCTURE

- **Principal Account structure** : Beneficial Owner (Omnibus Accounts can also be opened)
- **Financial Instruments accepted for deposit and/or settlement**
  - Equities
  - Collective Investment Vehicles
  - Government Debt
  - Corporate Debt
  - Others
- **Financial Instruments held in**
  - Dematerialised form** : Equities
  - Immobilised form** : -
- **CSD or its group company does not have banking license**
- **CSD has DVP solution**
- **CSD uses central bank money for settlement**

## ❑ FULL TIME EMPLOYEES : 9



## ANNUAL REVENUE

	in USD (in thousand i.e. '000)	
	01-Jan-16 to 31-Dec-16	01-Jan-17 to 31-Dec-17
Revenue from Operations	41.450	12.295
Other Income	22.370	14.110
	63.820	26.405

## LINKS WITH OTHER CSDs

- CSD does not have links with other CSD

## STATISTICS & VOLUME

- Number of accounts held by CSD (as on 31-Dec-17)

Beneficial Owner Accounts	2,412
Omnibus Accounts	15

- Number of Participants (as on 31-Dec-17) (Total: 16)

Domestic Participants	16
Non-Domestic Participants	-

- Type of Participants

- o Domestic
  - Custodian and Non Custodian Banks
- o Non Domestic

- Number of eligible issues (as on 31-Dec-17) (Total: 1028)

Instrument Type	Distinct Eligible Issue	
	Domestic	Foreign
Equities	1,028	-
CIV	-	-
Debt (Federal/ National Govt.)	-	-
Debt (Other Govt. bodies)	-	-
Debt (corporate)	-	-
Others	-	-
	1,028	-

- Value of Deposit (as on 31-Dec-17) (Total: 103.099)

Instrument Type	Value of Deposit in USD (in millions i.e. '000,000)	
	Domestic	Foreign
Equities	103.099	-
CIV	-	-
Debt (Federal/ National Govt.)	-	-
Debt (Other Govt. bodies)	-	-
Debt (corporate)	-	-
Others	-	-
	103.099	-



-	<b>Settlement Instruction (During Calendar Year 2017)</b>	
	Number of Instructions	407
	Value Instructions in USD (in millions i.e. '000,000)	6.014
-	<b>Corporate Action Events (During Calendar Year 2017)</b>	
	Number of Events handled by CSD	-
	Value in USD (in millions i.e. '000,000)	-

## OTHER SERVICES

- Trade Repository Services
- Information Services
- National Numbering Agency Services
- Technological solutions
- Triparty Services
- Legal Entity Identifier (LEI) Services
- Valuation Services
- Cash Account and other Cash Services
- e-Voting Platform
- Crowdfunding Platform
- Funds Order Routing Platform
- None of the above
- Others (Please specify):

## MOST IMPORTANT EVENTS DURING THE PAST YEAR

Creating a new Central Depository under management of the National Bank of Moldova in accordance with the Law nr. 2345 of 04.10.2016.

Development of a plan for the completion of activities of existing Moldova's National Securities Depository.

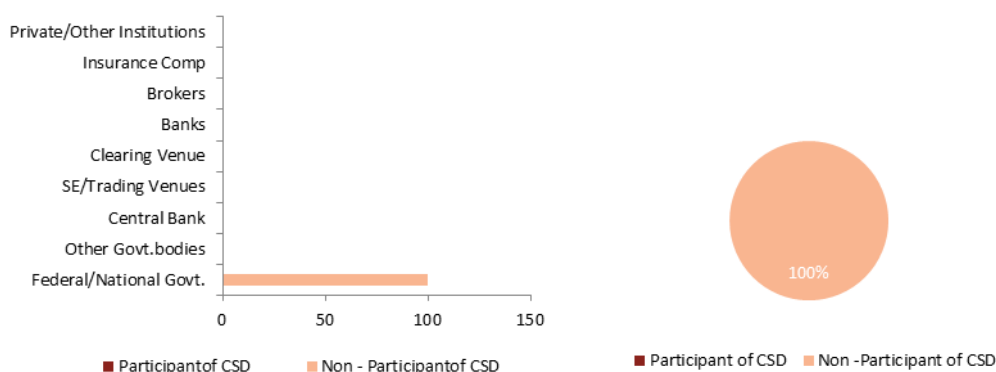
## ❑ BASIC INFORMATION

- **Regional Association** : ACG and AECSD
- **Local Currency** : Mongolian Tughrik (MNT)
- **Conversion rate into USD** : 1 USD = 2,422.050 MNT (31-Dec-17)

## ❑ OWNERSHIP (AS ON 31-Dec-17)

- **CSD is not a part of group of infrastructure of stock exchange, central bank or holding company that owns other FMI.** Mongolian Ministry of Finance.

### - Shareholding Pattern (in %)



- **Shares of CSD or holding company are not traded publicly.**

## ❑ MARKET STRUCTURE

- **Principal Account structure** : Beneficial Owner (Omnibus Accounts can also be opened)
- **Financial Instruments accepted for deposit and/or settlement**
  - Equities
  - Collective Investment Vehicles
  - Government Debt
  - Corporate Debt
  - Others
- **Financial Instruments held in**
  - Dematerialised form** : Equities, Government Debt and Corporate Debt
  - Immobilised form** : -
- **CSD or its group company has banking license**
- **CSD does not have DVP solution**

## ❑ FULL TIME EMPLOYEES : 40



## □ ANNUAL REVENUE

	in USD (in thousand i.e. '000)	
	01-Jan-16 to 31-Dec-16	01-Jan-17 to 31-Dec-17
Revenue from Operations	236.863	286.653
Other Income	64.433	514.193
	301.295	800.845

## □ LINKS WITH OTHER CSDs

- CSD does not have links with other CSD

## □ STATISTICS & VOLUME

- Number of accounts held by CSD (as on 31-Dec-17)

Beneficial Owner Accounts	1,049,357
Omnibus Accounts	3

- Number of Participants (as on 31-Dec-17) (Total: 59)

Domestic Participants	59
Non-Domestic Participants	-

- Type of Participants

- Domestic  
Custodian, Non Custodian Banks and Brokers
- Non Domestic  
-

- Number of eligible issues (as on 31-Dec-17) (Total: 501)

Instrument Type	Distinct Eligible Issue	
	Domestic	Foreign
Equities	320	-
CIV	-	-
Debt (Federal/ National Govt.)	158	-
Debt (Other Govt. bodies)	-	-
Debt (corporate)	23	-
Others	-	-
	501	-

- Value of Deposit (as on 31-Dec-17) (Total: 3,067.686)

Value of Deposit in USD (in millions i.e. '000,000)

Instrument Type	Value of Deposit in USD (in millions i.e. '000,000)	
	Domestic	Foreign
Equities	578.023	-
CIV	-	-
Debt (Federal/ National Govt.)	1,528.999	-
Debt (Other Govt. bodies)	-	-
Debt (corporate)	960.665	-
Others	-	-
	3,067.686	-

-	<b>Settlement Instruction (During Calendar Year 2017)</b>	
	Number of Instructions	44,989
	Value Instructions in USD (in millions i.e. '000,000)	728.095
-	<b>Corporate Action Events (During Calendar Year 2017)</b>	
	Number of Events handled by CSD	7,381
	Value in USD (in millions i.e. '000,000)	274.543

## OTHER SERVICES

- Trade Repository Services
- Information Services
- National Numbering Agency Services
- Technological solutions
- Triparty Services
- Legal Entity Identifier (LEI) Services
- Valuation Services
- Cash Account and other Cash Services
- e-Voting Platform
- Crowdfunding Platform
- Funds Order Routing Platform
- None of the above
- Others (Please specify):

## MOST IMPORTANT EVENTS DURING THE PAST YEAR

-



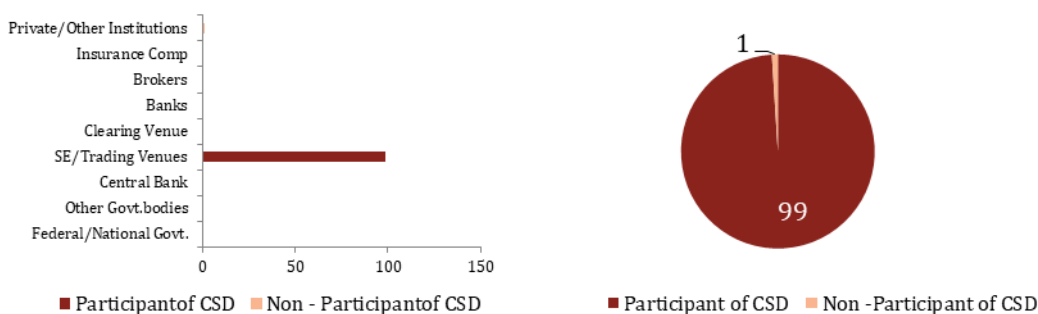
**❑ BASIC INFORMATION**

- **Regional Association** : ECSDA
- **Local Currency** : Euro (EUR)
- **Conversion rate into USD** : 1 USD = 0.840 EUR (31-Dec-17)

**❑ OWNERSHIP (AS ON 31-Dec-17)**

- **CSD is owned or controlled by stock exchange.**

- **Shareholding Pattern (in %)**



- **Shares of CSD or holding company are not traded publicly.**

**❑ MARKET STRUCTURE**

- **Principal Account structure** : Omnibus
- **Financial Instruments accepted for deposit and/or settlement**
  - Equities
  - Collective Investment Vehicles
  - Government Debt
  - Corporate Debt
  - Others
- **Financial Instruments held in**
  - Dematerialised form** : Equities, Collective Investment Vehicles, Government Debt, Corporate Debt and Others
  - Immobilised form** : Equities, Corporate Debt and Others
- **CSD or its group company does not have banking license**
- **CSD has DVP solution**
- **CSD uses central bank money for settlement**

**❑ FULL TIME EMPLOYEES : 114**

❑ **ANNUAL REVENUE**

	in USD (in thousand i.e. '000)	
	01-Jan-16 to 31-Dec-16	01-Jan-17 to 31-Dec-17
Revenue from Operations	83,052.380	86,796.429
Other Income	-	-
	83,052.380	86,796.429

❑ **LINKS WITH OTHER CSDs**

- **CSD has links with other CSD**
  - **Number of Links with other CSDs - 24**
    - Only Inbound – 11 (Only Direct)
    - Only Outbound – 13 (Only Direct)
  - **Purpose of Links with other CSDs**
    - Both DVP and FOP – 10 (Only Direct)
    - Only FOP – 3 (Only Direct)

❑ **STATISTICS & VOLUME**

- **Number of accounts held by CSD (as on 31-Dec-17)**

<b>Beneficial Owner Accounts</b>	-
<b>Omnibus Accounts</b>	1,063
- **Number of Participants (as on 31-Dec-17) (Total: 76)**

<b>Domestic Participants</b>	61
<b>Non-Domestic Participants</b>	15
- **Type of Participants**
  - **Domestic**  
Custodian, Non Custodian Banks, Brokers and Others
  - **Non Domestic**  
Custodian and Others
- **Number of eligible issues (as on 31-Dec-17) (Total: 15037)**

Instrument Type	Distinct Eligible Issue	
	Domestic	Foreign
Equities	1,202	28
CIV	13	-
Debt (Federal/ National Govt.)	404	-
Debt (Other Govt. bodies)	-	-
Debt (corporate)	4,342	32
Others	3,454	5,562
	9,415	5,622



- **Value of Deposit (as on 31-Dec-17) (Total: 3,385,362.500)**

**Value of Deposit in USD (in millions i.e. '000,000)**

<b>Instrument Type</b>	<b>Domestic</b>	<b>Foreign</b>
<b>Equities</b>	690,321.524	6,989.857
<b>CIV</b>	950.321	-
<b>Debt (Federal/ National Govt.)</b>	2,232,764.869	-
<b>Debt (Other Govt. bodies)</b>	-	-
<b>Debt (corporate)</b>	441,721.226	1,570.000
<b>Others</b>	4,977.881	6,066.821
	<b>3,370,735.821</b>	<b>14,626.679</b>

- **Settlement Instruction (During Calendar Year 2017)**

**Number of Instructions** 28,291,000  
**Value Instructions in USD (in millions i.e. '000,000)** 93,756,775.000

- **Corporate Action Events (During Calendar Year 2017)**

**Number of Events handled by CSD** 44,768  
**Value in USD (in millions i.e. '000,000)** 733,043.393

**OTHER SERVICES**

- Trade Repository Services
- Information Services
- National Numbering Agency Services
- Technological solutions
- Triparty Services
- Legal Entity Identifier (LEI) Services
- Valuation Services
- Cash Account and other Cash Services
- e-Voting Platform
- Crowdfunding Platform
- Funds Order Routing Platform
- None of the above
- Others (Please specify): withholding tax services

**MOST IMPORTANT EVENTS DURING THE PAST YEAR**

-

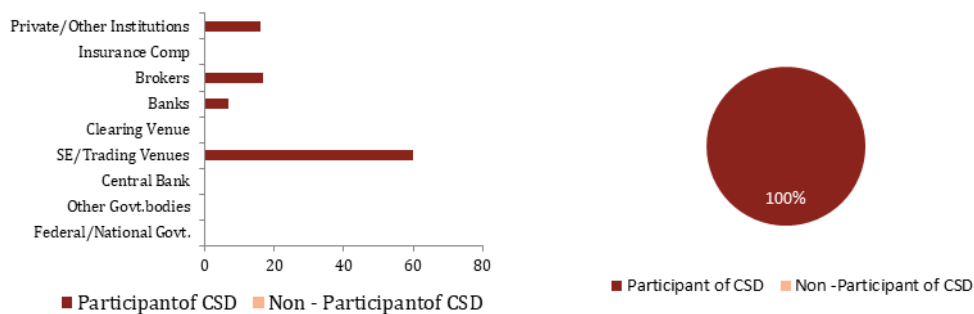
## ❑ BASIC INFORMATION

- **Regional Association :** AMEDA
- **Local Currency :** Omani Rial (OMR)
- **Conversion rate into USD :** 1 USD = 0.390 OMR (31-Dec-17)

## ❑ OWNERSHIP (AS ON 31-Dec-17)

- **CSD is not a part of group of infrastructure of stock exchange, central bank or holding company that owns other FMI. 60% owned by the Exchange.**

### - Shareholding Pattern (in %)



- **Shares of CSD or holding company are not traded publicly.**

## ❑ MARKET STRUCTURE

- **Principal Account structure :** Both Beneficial Owner and Omnibus
- **Financial Instruments accepted for deposit and/or settlement**
  - Equities
  - Collective Investment Vehicles
  - Government Debt
  - Corporate Debt
  - Others
- **Financial Instruments held in**
  - Dematerialised form** Equities, Collective Investment Vehicles, Government Debt, Corporate Debt and Others
  - Immobilised form** -
- **CSD or its group company does not have banking license**
- **CSD has DVP solution**
- **CSD uses central bank money for settlement**

## ❑ FULL TIME EMPLOYEES : 63

## ANNUAL REVENUE

	in USD (in thousand i.e. '000)	
	01-Jan-16 to 31-Dec-16	01-Jan-17 to 31-Dec-17
Revenue from Operations	7,948.720	8,461.538
Other Income	512.820	1,025.641
	8,461.540	9,487.179

## LINKS WITH OTHER CSDs

- CSD does not have links with other CSD

## STATISTICS & VOLUME

- Number of accounts held by CSD (as on 31-Dec-17)

Beneficial Owner Accounts	430,942
Omnibus Accounts	102

- Number of Participants (as on 31-Dec-17) (Total: 23)

Domestic Participants	23
Non-Domestic Participants	-

- Type of Participants

- o Domestic  
Custodian and Brokers
- o Non Domestic

- Number of eligible issues (as on 31-Dec-17) (Total: 392)

Instrument Type	Distinct Eligible Issue	
	Domestic	Foreign
Equities	356	-
CIV	11	-
Debt (Federal/ National Govt.)	15	-
Debt (Other Govt. bodies)	-	-
Debt (corporate)	10	-
Others	-	-
	392	-

- Value of Deposit (as on 31-Dec-17) (Total: 44,415.385)

Value of Deposit in USD (in millions i.e. '000,000)

Instrument Type	Value of Deposit in USD (in millions i.e. '000,000)	
	Domestic	Foreign
Equities	36,817.949	-
CIV	738.462	-
Debt (Federal/ National Govt.)	5,923.077	-
Debt (Other Govt. bodies)	-	-
Debt (corporate)	935.897	-
Others	-	-
	44,415.385	-



<b>- Settlement Instruction (During Calendar Year 2017)</b>	
<b>Number of Instructions</b>	32,000,000
<b>Value Instructions in USD (in millions i.e. '000,000)</b>	2,551.282
<b>- Corporate Action Events (During Calendar Year 2017)</b>	
<b>Number of Events handled by CSD</b>	304
<b>Value in USD (in millions i.e. '000,000)</b>	10,297.436

## ❑ OTHER SERVICES

- Trade Repository Services
- Information Services
- National Numbering Agency Services
- Technological solutions
- Triparty Services
- Legal Entity Identifier (LEI) Services
- Valuation Services
- Cash Account and other Cash Services
- e-Voting Platform
- Crowdfunding Platform
- Funds Order Routing Platform
- None of the above
- Others (Please specify):
  - Issuing shareholder number
  - AGM / EGM managing service
  - Corporate action
  - Cash distributions to investors bank accounts resulting from the corporate actions
  - Debt interest "cash distribution service
  - Bond trustee representative / certifica

## ❑ MOST IMPORTANT EVENTS DURING THE PAST YEAR

- Automation of cash dividends distribution to end beneficial bank accounts.
- Thomas Murray rating done in 2017, announced in 2018, the current rating is A from BBB.
- Opening shareholder accounts through MCD website using the PKI (Personal Key Identifier) which is a national electronic authentication method.

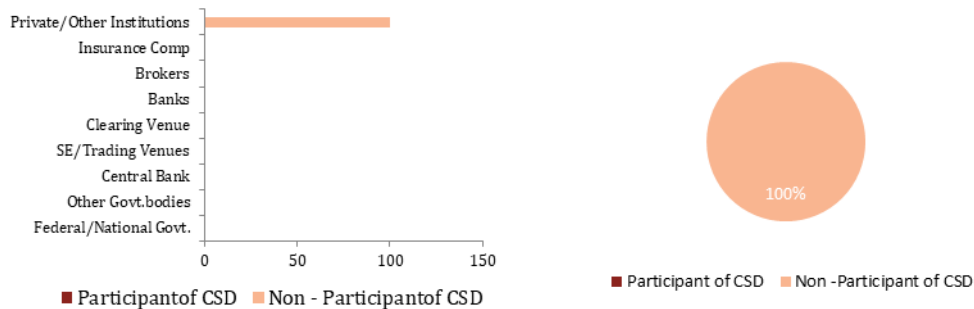
**❑ BASIC INFORMATION**

- **Regional Association :** ECSDA
- **Local Currency :** Icelandic Krona (ISK)
- **Conversion rate into USD :** 1 USD = 103.530 ISK (31-Dec-17)

**❑ OWNERSHIP (AS ON 31-Dec-17)**

- **CSD is not a part of group of infrastructure of stock exchange, central bank or holding company that owns other FMI.** CSD is a part of Nasdaq Inc.

- **Shareholding Pattern (in %)**



- **Shares of CSD or holding company are not traded publicly.**

**❑ MARKET STRUCTURE**

- **Principal Account structure :** Beneficial Owner
- **Financial Instruments accepted for deposit and/or settlement**
  - Equities
  - Collective Investment Vehicles
  - Government Debt
  - Corporate Debt
  - Others
- **Financial Instruments held in**
  - Dematerialised form** Equities, Collective Investment Vehicles, Government Debt, Corporate Debt and Others
  - Immobilised form** -
- **CSD or its group company does not have banking license**
- **CSD has DVP solution**
- **CSD uses central bank money for settlement**

**❑ FULL TIME EMPLOYEES : 7**

## ANNUAL REVENUE

	in USD (in thousand i.e. '000)	
	01-Jan-16 to 31-Dec-16	01-Jan-17 to 31-Dec-17
Revenue from Operations	6,674.390	6,742.007
Other Income	376.700	251.135
	7,051.100	6,993.142

## LINKS WITH OTHER CSDs

- CSD does not have links with other CSD

## STATISTICS & VOLUME

- Number of accounts held by CSD (as on 31-Dec-17)

Beneficial Owner Accounts	35,000
Omnibus Accounts	-

- Number of Participants (as on 31-Dec-17) (Total: 16)

Domestic Participants	14
Non-Domestic Participants	2

- Type of Participants

<b>Domestic</b>
Custodian and Others
<b>Non Domestic</b>
Custodian

- Number of eligible issues (as on 31-Dec-17) (Total: 590)

Instrument Type	Distinct Eligible Issue	
	Domestic	Foreign
Equities	184	-
CIV	70	-
Debt (Federal/ National Govt.)	28	-
Debt (Other Govt. bodies)	27	-
Debt (corporate)	281	-
Others	-	-
	590	-

- Value of Deposit (as on 31-Dec-17) (Total: 40,590.000)

Instrument Type	Value of Deposit in USD (in millions i.e. '000,000)	
	Domestic	Foreign
Equities	11,306.000	-
CIV	247.000	-
Debt (Federal/ National Govt.)	19,132.000	-
Debt (Other Govt. bodies)	812.000	-
Debt (corporate)	9,093.000	-
Others	-	-
	40,590.000	-

<b>- Settlement Instruction (During Calendar Year 2017)</b>	
<b>Number of Instructions</b>	67,836
<b>Value Instructions in USD (in millions i.e. '000,000)</b>	30,471
<b>- Corporate Action Events (During Calendar Year 2017)</b>	
<b>Number of Events handled by CSD</b>	455
<b>Value in USD (in millions i.e. '000,000)</b>	5,985

## ❑ OTHER SERVICES

- Trade Repository Services
- Information Services
- National Numbering Agency Services
- Technological solutions
- Triparty Services
- Legal Entity Identifier (LEI) Services
- Valuation Services
- Cash Account and other Cash Services
- e-Voting Platform
- Crowdfunding Platform
- Funds Order Routing Platform
- None of the above
- Others (Please specify):

## ❑ MOST IMPORTANT EVENTS DURING THE PAST YEAR

In 2017, NCSDI continued to focus on preparations for the adoption of the European CSDR Regulations \*(CSDR) in Iceland the implementation of a new CSDR compliant Securities Settlement System. The project is a big challenge for NCSDI and its participants, who will have to adjust processes and procedures, upgrade IT system and train employees accordingly.

The near term strategic priority of Nasdaq CSD Iceland (NCSDI) is to ensure compliance with the EU CSDR regulation by merger with Nasdaq CSD, implementation of the Depend CSD system and extension of Nasdaq CSD's CSDR authorization to Iceland. In parallel with the implementation of the Depend CSD solution and merger with Nasdaq CSD, NCSDI will pursue expansion of its service offering by offering EUR issuance and settlement and more standardized corporate actions services to issuers. By implementing the Depend CSD solution NCSDI will be able to provide standardized and more secure DvP solution which will open up opportunities for further indirect or direct participation of foreign participants in the CSD

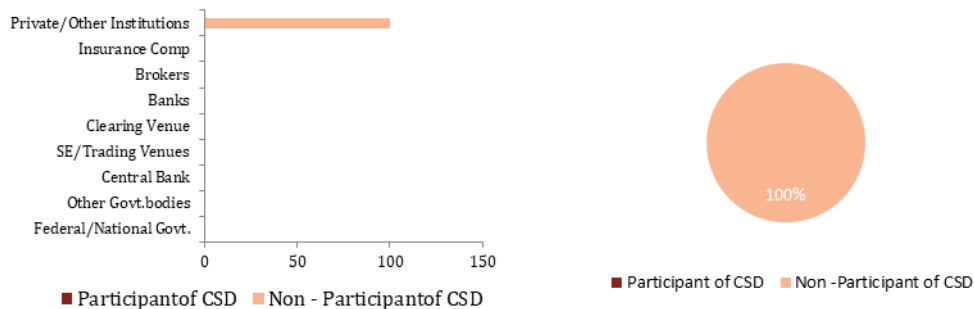
**❑ BASIC INFORMATION**

- **Regional Association** : ECSDA
- **Local Currency** : Euro (EUR)
- **Conversion rate into USD** : 1 USD = 0.840 EUR (31-Dec-17)

**❑ OWNERSHIP (AS ON 31-Dec-17)**

- **CSD is owned or controlled by holding company that also owns other FMIs.**

- **Shareholding Pattern (in %)**



- **Shares of CSD or holding company are not traded publicly.**

**❑ MARKET STRUCTURE**

- **Principal Account structure** : Beneficial Owner (Omnibus Accounts can also be opened)

- **Financial Instruments accepted for deposit and/or settlement**

- Equities
- Collective Investment Vehicles
- Government Debt
- Corporate Debt
- Others

- **Financial Instruments held in**

**Dematerialised form** Equities, Collective Investment Vehicles, Government Debt, Corporate Debt and Others

**Immobilised form** -

- **CSD or its group company does not have banking license**

- **CSD has DVP solution**

- **CSD uses both commercial bank money and central bank money for settlement**

**❑ FULL TIME EMPLOYEES : 58**

## ANNUAL REVENUE

	in USD (in thousand i.e. '000)	
	01-Jan-16 to 31-Dec-16	01-Jan-17 to 31-Dec-17
Revenue from Operations	3,142.860	8,630.952
Other Income	154.760	273.810
	3,297.620	8,904.762

## LINKS WITH OTHER CSDs

- CSD has links with other CSD
  - o Number of Links with other CSDs - 2
    - Only Inbound – 1 (Only Direct)
    - Only Outbound – 1 (Only Direct)
  - o Purpose of Links with other CSDs
    - Both DVP and FOP – 1 (Only Direct)
    - Only FOP – 1 (Only Direct)

## STATISTICS & VOLUME

- Number of accounts held by CSD (as on 31-Dec-17)
 

Beneficial Owner Accounts	108,972
Omnibus Accounts	54
- Number of Participants (as on 31-Dec-17) (Total: 36)
 

Domestic Participants	35
Non-Domestic Participants	1
- Type of Participants
  - o Domestic
    - Custodian and Others
  - o Non Domestic
    - Others

- Number of eligible issues (as on 31-Dec-17) (Total: 7,156)

Instrument Type	Distinct Eligible Issue	
	Domestic	Foreign
Equities	6,427	8
CIV	42	-
Debt (Federal/ National Govt.)	82	346
Debt (Other Govt. bodies)	10	-
Debt (corporate)	241	-
Others	-	-
	6,802	354

- Value of Deposit (as on 31-Dec-17) (Total: 29,625.000)

**Value of Deposit in USD (in millions i.e. '000,000)**

Instrument Type	Domestic	Foreign
Equities	19,955.952	1.190
CIV	797.619	-
Debt (Federal/ National Govt.)	5,863.095	876.190
Debt (Other Govt. bodies)	128.571	-
Debt (corporate)	2,002.381	-
Others	-	-
	28,747.619	877.381

- Settlement Instruction (During Calendar Year 2017)

Number of Instructions	100,000
Value Instructions in USD (in millions i.e. '000,000)	2,154.762

- Corporate Action Events (During Calendar Year 2017)

Number of Events handled by CSD	9,000
Value in USD (in millions i.e. '000,000)	785.714

#### ❑ OTHER SERVICES

- Trade Repository Services
- Information Services
- National Numbering Agency Services
- Technological solutions
- Triparty Services
- Legal Entity Identifier (LEI) Services
- Valuation Services
- Cash Account and other Cash Services
- e-Voting Platform
- Crowdfunding Platform
- Funds Order Routing Platform
- None of the above
- Others (Please specify): Pension II and III pillar operations, Saving Notes registry

#### ❑ MOST IMPORTANT EVENTS DURING THE PAST YEAR

Latvian, Estonian and Lithuanian CSDs were merged into a single Nasdaq CSD during 2017.



## ❑ BASIC INFORMATION

- **Regional Association** : AECSD
- **Local Currency** : Azerbaijan Manat (AZN)
- **Conversion rate into USD** : 1 USD = 1.710 AZN (31-Dec-17)

## ❑ OWNERSHIP (AS ON 31-Dec-17)

- **CSD is not a part of group of infrastructure of stock exchange, central bank or holding company that owns other FMI.** CSD is non-commercial legal body.
- **Shares of CSD or holding company are not traded publicly.**

## ❑ MARKET STRUCTURE

- **Principal Account structure** : Beneficial Owner
- **Financial Instruments accepted for deposit and/or settlement**
  - Equities
  - Collective Investment Vehicles
  - Government Debt
  - Corporate Debt
  - Others
- **Financial Instruments held in**
  - Dematerialised form** Equities, Government Debt, Corporate Debt and Others
  - Immobilised form** -
- **CSD or its group company does not have banking license**
- **CSD has DVP solution**
- **CSD uses central bank money for settlement**

## ❑ FULL TIME EMPLOYEES : 46

## ❑ ANNUAL REVENUE

	in USD (in thousand i.e. '000)	
	00-Jan-00 to 00-Jan-00	00-Jan-00 to 00-Jan-00
Revenue from Operations	-	-
Other Income	-	-
	-	-

## ❑ LINKS WITH OTHER CSDs

- **CSD does not have links with other CSD**

## STATISTICS & VOLUME

- **Number of accounts held by CSD (as on 31-Dec-17)**
  - Beneficial Owner Accounts 110,768
  - Omnibus Accounts -
- **Number of Participants (as on 31-Dec-17) (Total: 8)**
  - Domestic Participants 8
  - Non-Domestic Participants -

### Type of Participants

- o Domestic
  - Brokers,
- o Non Domestic

- **Number of eligible issues (as on 31-Dec-17) (Total: -)**

Instrument Type	Distinct Eligible Issue	
	Domestic	Foreign
Equities	-	-
CIV	-	-
Debt (Federal/ National Govt.)	-	-
Debt (Other Govt. bodies)	-	-
Debt (corporate)	-	-
Others	-	-
	-	-

- **Value of Deposit (as on 31-Dec-17) (Total: 22,755.688)**

### Value of Deposit in USD (in millions i.e. '000,000)

Instrument Type	Value of Deposit in USD (in millions i.e. '000,000)	
	Domestic	Foreign
Equities	11,644.748	-
CIV	-	-
Debt (Federal/ National Govt.)	666.372	-
Debt (Other Govt. bodies)	7,812.571	-
Debt (corporate)	2631.997	-
Others	-	-
	22,755.688	-

- **Settlement Instruction (During Calendar Year 2017)**

- Number of Instructions -
- Value Instructions in USD (in millions i.e. '000,000) -

- **Corporate Action Events (During Calendar Year 2017)**

- Number of Events handled by CSD -
- Value in USD (in millions i.e. '000,000) -

## OTHER SERVICES

- Trade Repository Services
- Information Services
- National Numbering Agency Services
- Technological solutions
- Triparty Services
- Legal Entity Identifier (LEI) Services
- Valuation Services
- Cash Account and other Cash Services
- e-Voting Platform
- Crowdfunding Platform
- Funds Order Routing Platform
- None of the above
- Others (Please specify):

## MOST IMPORTANT EVENTS DURING THE PAST YEAR

-

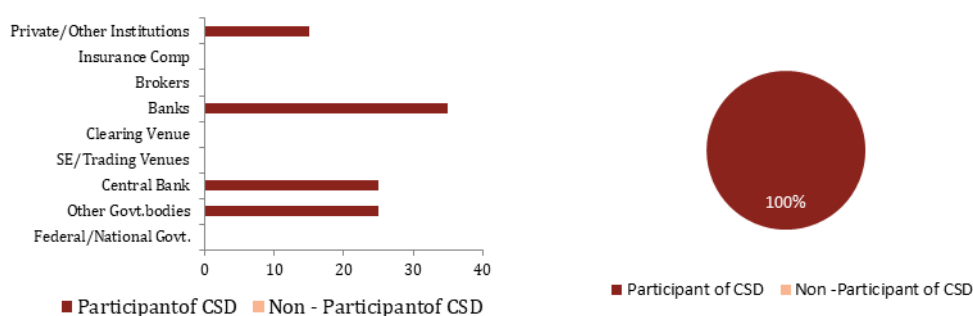
## ❑ BASIC INFORMATION

- **Regional Association** : AECSD and ECSDA
- **Local Currency** : Ukrainian Hryvnia (UAH)
- **Conversion rate into USD** : 1 USD = 28.260 UAH (31-Dec-17)

## ❑ OWNERSHIP (AS ON 31-Dec-17)

- **CSD is not a part of group of infrastructure of stock exchange, central bank or holding company that owns other FMI.** Depository activity in Ukraine is regulated by the National Securities and Stock Market Commission.

### - Shareholding Pattern (in %)



- **Shares of CSD or holding company are publicly traded.**

## ❑ MARKET STRUCTURE

- **Principal Account structure** : Omnibus
- **Financial Instruments accepted for deposit and/or settlement**
  - Equities
  - Collective Investment Vehicles
  - Government Debt
  - Corporate Debt
  - Others
- **Financial Instruments held in**
  - Dematerialised form** : Equities, Collective Investment Vehicles, Corporate Debt, Government Debt and Others
  - Immobilised form** : -
- **CSD or its group company does not have banking license**
- **CSD has DVP solution**
- **CSD uses commercial bank money for settlement**

## ❑ FULL TIME EMPLOYEES : 99

## ❑ ANNUAL REVENUE

	in USD (in thousand i.e. '000)	
	01-Jan-16 to 31-Dec-16	01-Jan-17 to 31-Dec-17
Revenue from Operations	1,733.900	2,335.456
Other Income	566.170	530.786
	2,300.070	2,866.242

## ❑ LINKS WITH OTHER CSDs

- CSD has links with other CSD
  - Number of Links with other CSDs - 3
    - Both inbound and outbound – 1 (Only Direct)
    - Only Outbound – 2 (Only Direct)
  - Purpose of Links with other CSDs
    - Both DVP and FOP – 3 (Only Direct)

## ❑ STATISTICS & VOLUME

- Number of accounts held by CSD (as on 31-Dec-17)
 

Beneficial Owner Accounts	-
Omnibus Accounts	10,707
- Number of Participants (as on 31-Dec-17) (Total: 204)
 

Domestic Participants	203
Non-Domestic Participants	1
- Type of Participants
  - Domestic
    - Custodian
  - Non Domestic
    - Others

- Number of eligible issues (as on 31-Dec-17) (Total: 11,665)

Instrument Type	Distinct Eligible Issue	
	Domestic	Foreign
Equities	7,540	3
CIV	1,598	-
Debt (Federal/ National Govt.)	-	10
Debt (Other Govt. bodies)	-	-
Debt (corporate)	1,686	3
Others	825	-
	11,649	16

- **Value of Deposit (as on 31-Dec-17) (Total: 60,770.241)**

**Value of Deposit in USD (in millions i.e. '000,000)**

Instrument Type	Domestic	Foreign
Equities	43,362.739	0.389
CIV	12,884.749	-
Debt (Federal/ National Govt.)	-	17.091
Debt (Other Govt. bodies)	-	-
Debt (corporate)	4,112.243	35.810
Others	357.219	-
	60,716.950	53.291

- **Settlement Instruction (During Calendar Year 2017)**

Number of Instructions 34,760  
 Value Instructions in USD (in millions i.e. '000,000) -

- **Corporate Action Events (During Calendar Year 2017)**

Number of Events handled by CSD 7,719  
 Value in USD (in millions i.e. '000,000) -

#### **OTHER SERVICES**

- Trade Repository Services
- Information Services
- National Numbering Agency Services
- Technological solutions
- Triparty Services
- Legal Entity Identifier (LEI) Services
- Valuation Services
- Cash Account and other Cash Services
- e-Voting Platform
- Crowdfunding Platform
- Funds Order Routing Platform
- None of the above
- Others (Please specify):

#### **MOST IMPORTANT EVENTS DURING THE PAST YEAR**

- During 2017, a significant part of the activity of the Management Board of PJSC "NDU" was aimed at the realization of a project on the implementation of a new software and technical complex for depository servicing by CSD.
- The Concept of New Software for CSD and the Basic Requirements for the technical task for the Introduction of New Software were approved.
- On November 24, 2017, the Supervisory Board of PJSC "NDU" has decided to give consent to the conclusion of the significant agreements with Persival Software Limited regarding the purchase of software and technical complex for depository service

- In December 2017, between NDU PJSC and Persival Software Limited the Early Start Agreement was signed within which preparatory project working has been started before the conclusion of the Basic Software Supply Agreement and the Hubble messaging solution.
- In order to ensure the continuity of provision of services to CSD's clients in cases of force majeure circumstances, under which the main Data Center will not be able to provide services to its customers, and for the protection of information in the depository record keeping system the Reserve Center for data processing was created. In November 2017 it was run into work. During November -June 2017, the reservation of all major business systems of PJSC "NDU" was executed in the Reserve data center.
- During 2017 PJSC "NDU" took part in the development of amendments to the legislative base that regulates the conduction of depository activity, and also initiated a series of legislative changes aimed at introducing new services of the CSD.
- During 2017 the following services were implemented:
  - Processing of the securities squeeze out procedure;
  - Sending notifications to shareholders through the depository system of Ukraine;
  - Service for the temporary safekeeping securities of owners on the issuer's account on the basis of the agreement with the issuer of the depository institution that terminated the depository activity;
  - Provision of a list of securities issues the rights to which are accounted for by unclosed securities holders accounts and the information contained in the databases of depository institution/custodian which have terminated the depository activities and were transferred to storage of the CSD.
  - Services for the approval of the candidature of the depository institution - the assignee
  - Transfer of databases / archives of databases / documents / funds stored in the CSD as authorized for storage.
- PJSC "NDU" in cooperation with market participants developed a draft law "On Amendments to certain legislative acts of Ukraine in attracting foreign investments ", which envisages the introduction of the concept of a nominee holder in Ukraine, which has been adopted in many countries of the world.



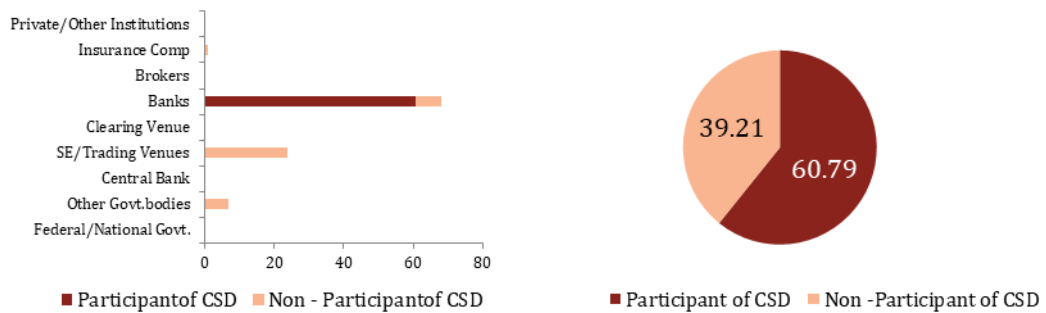
## ❑ BASIC INFORMATION

- **Regional Association** : ACG, AECSD and AMEDA
- **Local Currency** : Indian Rupee (INR)
- **Conversion rate into USD** : 1 USD = 63.850 INR (31-Dec-17)

## ❑ OWNERSHIP (AS ON 31-Dec-17)

- **CSD is not a part of group of infrastructure of stock exchange, central bank or holding company that owns other FMI.** NSDL is an independent company with its independent businesses and is not a part of a group of companies.

### - Shareholding Pattern (in %)



- **Shares of CSD or holding company are not traded publicly.**

## ❑ MARKET STRUCTURE

- **Principal Account structure** : Beneficial Owner
- **Financial Instruments accepted for deposit and/or settlement**
  - Equities
  - Collective Investment Vehicles
  - Government Debt
  - Corporate Debt
  - Others
- **Financial Instruments held in**
  - Dematerialised form** : Equities, Collective Investment Vehicles, Government Debt, Corporate Debt and Others
  - Immobilised form** : -
- **CSD or its group company has banking license**
- **CSD does not have DVP solution**

## ❑ FULL TIME EMPLOYEES : 254

**ANNUAL REVENUE**

	in USD (in thousand i.e. '000)	
	01-Apr-15 to 31-Mar-16	01-Apr-16 to 31-Mar-17
Revenue from Operations	21,534.390	31,317.933
Other Income	5,046.200	5,725.607
	26,580.600	37,043.540

**LINKS WITH OTHER CSDs**
**CSD has links with other CSD**
**Number of Links with other CSDs - 2**

- Both inbound and outbound – 1 (Only Direct)
- Only Outbound – 1 (Only Direct)

**Purpose of Links with other CSDs**

- Only FOP – 2 (Only Direct)

**STATISTICS & VOLUME**
**Number of accounts held by CSD (as on 31-Dec-17)**

Beneficial Owner Accounts	17,567,772
Omnibus Accounts	-

**Number of Participants (as on 31-Dec-17) (Total: 268)**

Domestic Participants	268
Non-Domestic Participants	-

**Type of Participants**

- Domestic  
Custodian, Non Custodian Banks, Brokers and Others
- Non Domestic
- 

**Number of eligible issues (as on 31-Dec-17) (Total: 76,651)**

Instrument Type	Distinct Eligible Issue	
	Domestic	Foreign
Equities	25,611	-
CIV	23,989	-
Debt (Federal/ National Govt.)	3,020	-
Debt (Other Govt. bodies)	331	-
Debt (corporate)	23,527	-
Others	173	-
	76,651	-

- **Value of Deposit (as on 31-Dec-17)** (Total: 2,768,158.678)

**Value of Deposit in USD (in millions i.e. '000,000)**

Instrument Type	Domestic	Foreign
Equities	2,161,032.863	-
CIV	16,345.102	-
Debt (Federal/ National Govt.)	2,102.314	-
Debt (Other Govt. bodies)	18,481.120	-
Debt (corporate)	569,765.554	-
Others	431.725	-
	2,768,158.678	-

- **Settlement Instruction (During Calendar Year 2017)**

Number of Instructions	194,000,000
Value Instructions in USD (in millions i.e. '000,000)	4,251,978.747

- **Corporate Action Events (During Calendar Year 2017)**

Number of Events handled by CSD	268,000
Value in USD (in millions i.e. '000,000)	616,271.571

#### **OTHER SERVICES**

- Trade Repository Services
- Information Services
- National Numbering Agency Services
- Technological solutions
- Triparty Services
- Legal Entity Identifier (LEI) Services
- Valuation Services
- Cash Account and other Cash Services
- e-Voting Platform
- Crowdfunding Platform
- Funds Order Routing Platform
- None of the above
- Others (Please specify): CAS - Consolidate dAccount Statement

#### **MOST IMPORTANT EVENTS DURING THE PAST YEAR**

**NSDL CAS:** NSDL CAS is a single account statement consisting of transactions and holdings in an investor's demat account(s) held across two Depositories as well as in units of Mutual Funds held in Statement of Account (SOA) form. The statement enables investors to have a consolidated view of their financial assets and provides insight of their portfolio across various asset classes. NSDL CAS provides investors enriching experience of effectively managing their portfolio effectively and benefit them in many other ways such as better decision-making, simplified monitoring, rich analysis of portfolio, and so on.

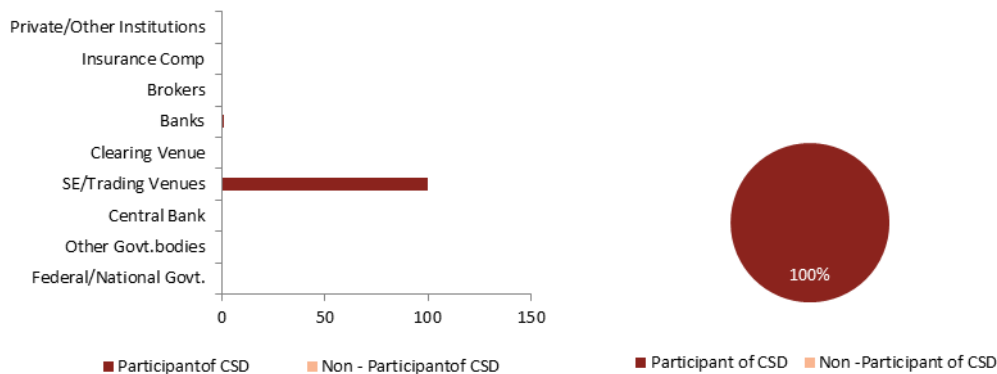


## ❑ BASIC INFORMATION

- **Regional Association** : AECSD and ECSDA
- **Local Currency** : Russian Ruble (RUB)
- **Conversion rate into USD** : 1 USD = 57.740 RUB (31-Dec-17)

## ❑ OWNERSHIP (AS ON 31-Dec-17)

- **CSD is owned or controlled by stock exchange.**
- **Shareholding Pattern (in %)**



- **Shares of CSD or holding company are not traded publicly.**

## ❑ MARKET STRUCTURE

- **Principal Account structure** : Omnibus
- **Financial Instruments accepted for deposit and/or settlement**
  - Equities
  - Collective Investment Vehicles
  - Government Debt
  - Corporate Debt
  - Others
- **Financial Instruments held in**
  - Dematerialised form** : Equities and Collective Investment Vehicles
  - Immobilised form** : Government Debt, Corporate Debt and Others
- **CSD or its group company has banking license**
- **CSD has DVP solution**
- **CSD uses both commercial bank money and central bank money for settlement**

❑ **Full Time Employees : 467**



## □ ANNUAL REVENUE

	in USD (in thousand i.e. '000)	
	01-Jan-16 to 31-Dec-16	01-Apr-17 to 12-Dec-17
Revenue from Operations	80,704.884	69,466.574
Other Income	36,721.510	49,646.692
	117,426.394	119,113.266

## □ LINKS WITH OTHER CSDs

- CSD has links with other CSD
  - Number of Links with other CSDs - 9
    - Both inbound and outbound – 6 (Only Direct)
    - Only Inbound – 1 (Only Direct)
    - Only Outbound – 2 (Only Direct)
  - Purpose of Links with other CSDs
    - Both DVP and FOP – 3 (Only Direct)
    - Only FOP – 6 (Only Direct)

## □ STATISTICS & VOLUME

- Number of accounts held by CSD (as on 31-Dec-17)
 

Beneficial Owner Accounts	-
Omnibus Accounts	3,385
- Number of Participants (as on 31-Dec-17) (Total: 2,348)
 

Domestic Participants	2,119
Non-Domestic Participants	229
- Type of Participants
  - Domestic  
Custodian, Non Custodian Banks, Brokers, Asset Managers and Others
  - Non Domestic  
Non Custodian Banks and Others

Instrument Type	Distinct Eligible Issue	
	Domestic	Foreign
Equities	4,662	1,897
CIV	678	493
Debt (Federal/ National Govt.)	64	329
Debt (Other Govt. bodies)	139	21
Debt (corporate)	1,412	5,716
Others	3	-
	6,958	8,456



- Value of Deposit (as on 31-Dec-17) (Total: 681,428.537)

**Value of Deposit in USD (in millions i.e. '000,000)**

Instrument Type	Domestic	Foreign
Equities	284,136.658	7,472.612
CIV	1,334.710	439.004
Debt (Federal/ National Govt.)	144,756.342	608.346
Debt (Other Govt. bodies)	15,874.538	-
Debt (corporate)	171,324.144	53,786.579
Others	1,698.602	-
	619,122.994	62,305.542

- Settlement Instruction (During Calendar Year 2017)

Number of Instructions 3,035,000  
Value Instructions in USD (in millions i.e. '000,000) 6951599.506

- Corporate Action Events (During Calendar Year 2017)

Number of Events handled by CSD 5,738  
Value in USD (in millions i.e. '000,000) 233596.727

## OTHER SERVICES

- Trade Repository Services
- Information Services
- National Numbering Agency Services
- Technological solutions
- Triparty Services
- Legal Entity Identifier (LEI) Services
- Valuation Services
- Cash Account and other Cash Services
- e-Voting Platform
- Crowdfunding Platform
- Funds Order Routing Platform
- None of the above
- Others (Please specify):

## MOST IMPORTANT EVENTS DURING THE PAST YEAR

- Launch of new cash & securities settlement services:
  - o Prioritization service (DVP and FOP);
  - o Linked Transactions service;
  - o DVP 1 transactions via the correspondent account with the Bank of Russia;
  - o NSD's UIT Unit Centralized Platform.
- Tajikistan's CSD link with NSD.
- First results of corporate actions reform: high season of 2017 AGMs successfully completed.



## Russian Federation

- Launch of e-Voting service: AGM of Sberbank and EGM of MOEX.
- NSD has operated emission and initial placement of the first blockchain-based commercial bonds.
- Collateral management system (CMS) services for on-exchange repo with the Bank of Russia.
- Format and logical control service: establishing additional checks of the reported transactions' parameters.
- Nsddata.ru – single point of access to corporate information (API NSD).
- Bank of Russia accredits NSD's Valuation Center. Its product is distributed via Bloomberg, Cbonds, Thomson Reuters, Interfax, and the Moscow Exchange.



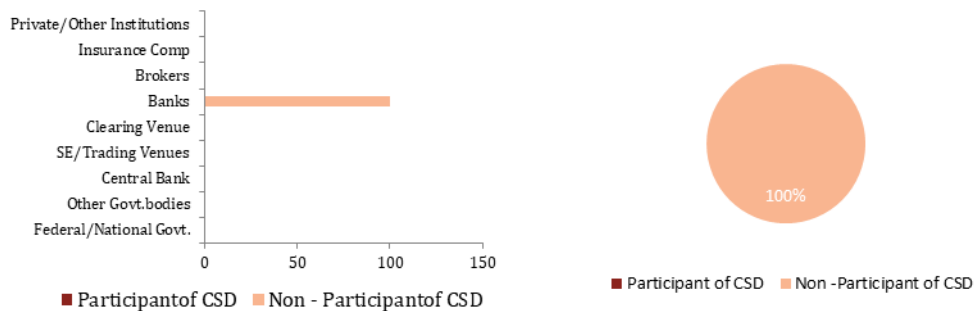
**❑ BASIC INFORMATION**

- **Regional Association :** ECSDA
- **Local Currency :** Euro (EUR)
- **Conversion rate into USD :** 1 USD = 0.840 EUR (31-Dec-17)

**❑ OWNERSHIP (AS ON 31-Dec-17)**

- **CSD is not a part of group of infrastructure of stock exchange, central bank or holding company that owns other FMI.** OeKB CSD is 100% owned by OeKB AG. OeKB AG owns 50% of the Austrian Central Counterparty (CCP.A) and 6.6% of CEE Stock Exchange Group (CEE).

- **Shareholding Pattern (in %)**



- **Shares of CSD or holding company are not traded publicly.**

**❑ MARKET STRUCTURE**

- **Principal Account structure :** Omnibus
- **Financial Instruments accepted for deposit and/or settlement**
  - Equities
  - Collective Investment Vehicles
  - Government Debt
  - Corporate Debt
  - Others
- **Financial Instruments held in**
  - Dematerialised form** -
  - Immobilised form** Equities, Collective Investment Vehicles, Government Debt, Corporate Debt and Others
- **CSD or its group company has banking license**
- **CSD has DVP solution**
- **CSD uses central bank money for settlement**

**❑ FULL TIME EMPLOYEES : 34**

□ ANNUAL REVENUE

	in USD (in thousand i.e. '000)	
	01-Jan-16 to 31-Dec-16	01-Jan-17 to 31-Dec-17
Revenue from Operations	23,494.050	24,915.476
Other Income	-	-
	23,494.050	24,915.476

□ LINKS WITH OTHER CSDs

- CSD has links with other CSD
  - Number of Links with other CSDs - 12
    - Both inbound and outbound – 3 (Only Direct)
    - Only Inbound – 5 (Only Direct)
    - Only Outbound – 4 (Only Direct)
  - Purpose of Links with other CSDs
    - Both DVP and FOP – 12 (Only Direct)

□ STATISTICS & VOLUME

- Number of accounts held by CSD (as on 31-Dec-17)
 

Beneficial Owner Accounts	-
Omnibus Accounts	489
- Number of Participants (as on 31-Dec-17) (Total: 78)
 

Domestic Participants	55
Non-Domestic Participants	23
- Type of Participants
  - Domestic
    - Custodian and Others
  - Non Domestic
    - Custodian, Brokers and Others

Instrument Type	Distinct Eligible Issue	
	Domestic	Foreign
Equities	147	423
CIV	2,909	100
Debt (Federal/ National Govt.)	35	5
Debt (Other Govt. bodies)	24	-
Debt (corporate)	5,205	803
Others	6,190	74
	14,510	1,405

- Value of Deposit (as on 31-Dec-17) (Total: 729,681.468)

**Value of Deposit in USD (in millions i.e. '000,000)**

Instrument Type	Domestic	Foreign
Equities	155,952.945	3,541.833
CIV	177,386.249	311.411
Debt (Federal/ National Govt.)	244,107.689	108.699
Debt (Other Govt. bodies)	1,246.373	-
Debt (corporate)	126,304.610	17,105.711
Others	3,592.811	23.138
	708,590.676	21,090.792

- Settlement Instruction (During Calendar Year 2017)

Number of Instructions 1,215,000  
Value Instructions in USD (in millions i.e. '000,000) 945,314.508

- Corporate Action Events (During Calendar Year 2017)

Number of Events handled by CSD 19,884  
Value in USD (in millions i.e. '000,000) 57,631.400

**OTHER SERVICES**

- Trade Repository Services
- Information Services
- National Numbering Agency Services
- Technological solutions
- Triparty Services
- Legal Entity Identifier (LEI) Services
- Valuation Services
- Cash Account and other Cash Services
- e-Voting Platform
- Crowdfunding Platform
- Funds Order Routing Platform
- None of the above
- Others (Please specify):

**MOST IMPORTANT EVENTS DURING THE PAST YEAR**

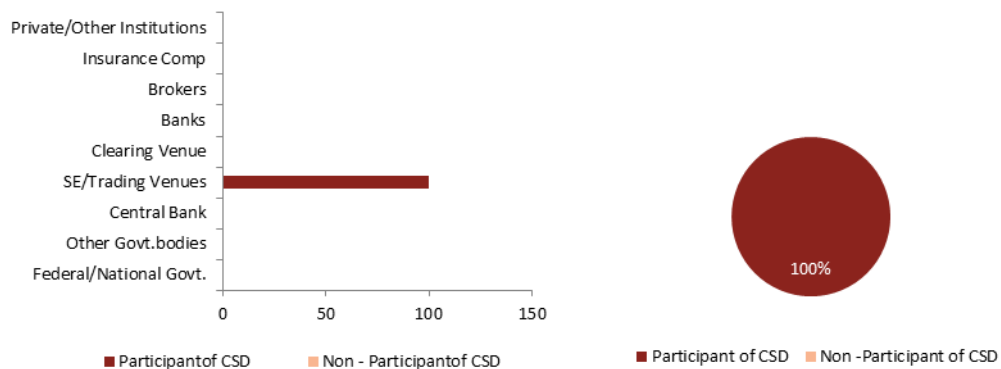
OeKB CSD was authorised to act as CSD according to Art 17 of the EU Regulation (EU) No. 909/2014 ("CSDR") and to provide banking-type ancillary services according to Art 54 CSDR.

## ❑ BASIC INFORMATION

- **Regional Association :** AMEDA
- **Local Currency :** US Dollar (USD)

## ❑ OWNERSHIP (AS ON 31-Dec-17)

- **CSD is owned or controlled by stock exchange.**
- **Shareholding Pattern (in %)**



- **Shares of CSD or holding company are publicly traded.**

## ❑ MARKET STRUCTURE

- **Principal Account structure :** Beneficial Owner
- **Financial Instruments accepted for deposit and/or settlement**
  - Equities
  - Collective Investment Vehicles
  - Government Debt
  - Corporate Debt
  - Others
- **Financial Instruments held in**

<b>Dematerialised form</b>	Equities
<b>Immobilised form</b>	-
- **CSD or its group company does not have banking license**
- **CSD has DVP solution**
- **CSD uses central bank money for settlement**

## ❑ FULL TIME EMPLOYEES : 34

## ANNUAL REVENUE

	in USD (in thousand i.e. '000)	
	01-Jan-16 to 31-Dec-16	01-Jan-17 to 31-Dec-17
Revenue from Operations	2,660.000	2,830.000
Other Income	640.000	730.000
	3,300.000	3,560.000

## LINKS WITH OTHER CSDs

- CSD does not have links with other CSD

## STATISTICS & VOLUME

- Number of accounts held by CSD (as on 31-Dec-17)

Beneficial Owner Accounts	111,561
Omnibus Accounts	-

- Number of Participants (as on 31-Dec-17) (Total: 12)

Domestic Participants	10
Non-Domestic Participants	2

- Type of Participants

- o Domestic  
Custodian and Brokers
- o Non Domestic  
Custodian

- Number of eligible issues (as on 31-Dec-17) (Total: 48)

Instrument Type	Distinct Eligible Issue	
	Domestic	Foreign
Equities	48	-
CIV	-	-
Debt (Federal/ National Govt.)	-	-
Debt (Other Govt. bodies)	-	-
Debt (corporate)	-	-
Others	-	-
	48	-

- Value of Deposit (as on 31-Dec-17) (Total: 3.891)

Instrument Type	Value of Deposit in USD (in millions i.e. '000,000)	
	Domestic	Foreign
Equities	2.480	1.411
CIV	-	-
Debt (Federal/ National Govt.)	-	-
Debt (Other Govt. bodies)	-	-
Debt (corporate)	-	-
Others	-	-
	2.480	1.411

## Palestinian Territory

<b>- Settlement Instruction (During Calendar Year 2017)</b>	
<b>Number of Instructions</b>	1,463
<b>Value Instructions in USD (in millions i.e. '000,000)</b>	117.860
<b>- Corporate Action Events (During Calendar Year 2017)</b>	
<b>Number of Events handled by CSD</b>	11
<b>Value in USD (in millions i.e. '000,000)</b>	66.100

### OTHER SERVICES

- Trade Repository Services
- Information Services
- National Numbering Agency Services
- Technological solutions
- Triparty Services
- Legal Entity Identifier (LEI) Services
- Valuation Services
- Cash Account and other Cash Services
- e-Voting Platform
- Crowdfunding Platform
- Funds Order Routing Platform
- None of the above
- Others (Please specify): E-IPO service

### MOST IMPORTANT EVENTS DURING THE PAST YEAR

-

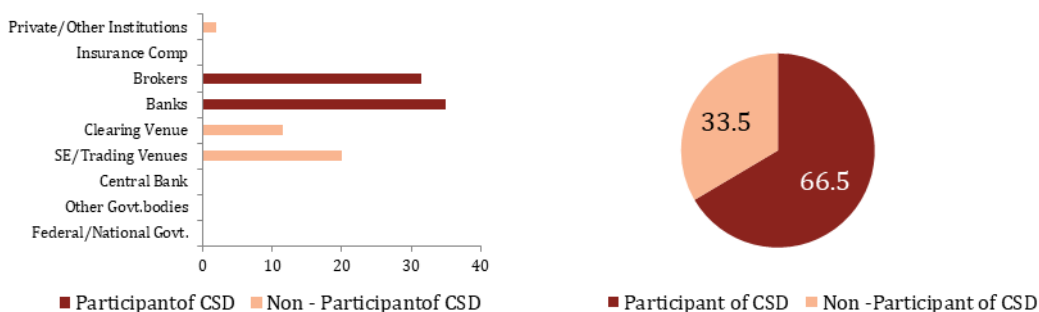
**❑ BASIC INFORMATION**

- **Regional Association** : ACG
- **Local Currency** : Indonesian Rupiah (IDR)
- **Conversion rate into USD** : 1 USD = 13,571.890 IDR (31-Dec-17)

**❑ OWNERSHIP (AS ON 31-Dec-17)**

- **CSD is not a part of group of infrastructure of stock exchange, central bank or holding company that owns other FMI.** CSD is owned by stock exchange, CCP, custodian banks, securities companies or brokers, and share registrars.

- **Shareholding Pattern (in %)**



- **Shares of CSD or holding company are not traded publicly.**

**❑ MARKET STRUCTURE**

- **Principal Account structure** : Beneficial Owner
- **Financial Instruments accepted for deposit and/or settlement**
  - Equities
  - Collective Investment Vehicles
  - Government Debt
  - Corporate Debt
  - Others
- **Financial Instruments held in**
  - Dematerialised form** : Equities, Collective Investment Vehicles, Government Debt, Corporate Debt and Others
  - Immobilised form** : -
- **CSD or its group company does not have banking license**
- **CSD has DVP solution**
- **CSD uses both commercial bank money and central bank money for settlement**

**❑ FULL TIME EMPLOYEES : 134**



❑ **ANNUAL REVENUE**

	in USD (in thousand i.e. '000)	
	01-Jan-16 to 31-Dec-16	01-Jan-17 to 31-Dec-17
Revenue from Operations	25,918.350	28,552.100
Other Income	10,517.840	10,211.250
	36,436.190	38,763.360

❑ **LINKS WITH OTHER CSDs**

- CSD does not have links with other CSD

❑ **STATISTICS & VOLUME**

- **Number of accounts held by CSD (as on 31-Dec-17)**

Beneficial Owner Accounts	1,021,181
Omnibus Accounts	-
- **Number of Participants (as on 31-Dec-17) (Total: 374)**

Domestic Participants	374
Non-Domestic Participants	-
- **Type of Participants**
  - **Domestic**  
Custodian, Brokers, Asset Managers and Others
  - **Non Domestic**  
-

- **Number of eligible issues (as on 31-Dec-17) (Total: 3346)**

Instrument Type	Distinct Eligible Issue	
	Domestic	Foreign
Equities	610	-
CIV	1550	64
Debt (Federal/ National Govt.)	57	-
Debt (Other Govt. bodies)	-	-
Debt (corporate)	527	-
Others	538	-
	3,282	64

- **Value of Deposit (as on 31-Dec-17) (Total: 327,391.993)**

Instrument Type	Value of Deposit in USD (in millions i.e. '000,000)	
	Domestic	Foreign
Equities	282,557.551	-
CIV	33.406	1,459.247
Debt (Federal/ National Govt.)	4,740.681	-
Debt (Other Govt. bodies)	-	-
Debt (corporate)	28,139.043	-
Others	10,462.065	-
	325,932.746	1,459.247

<b>- Settlement Instruction (During Calendar Year 2017)</b>	
<b>Number of Instructions</b>	2,033,311
<b>Value Instructions in USD (in millions i.e. '000,000)</b>	200,004.568
<b>- Corporate Action Events (During Calendar Year 2017)</b>	
<b>Number of Events handled by CSD</b>	4,899
<b>Value in USD (in millions i.e. '000,000)</b>	10,537.221

**❑ OTHER SERVICES**

- Trade Repository Services
- Information Services
- National Numbering Agency Services
- Technological solutions
- Triparty Services
- Legal Entity Identifier (LEI) Services
- Valuation Services
- Cash Account and other Cash Services
- e-Voting Platform
- Crowdfunding Platform
- Funds Order Routing Platform
- None of the above
- Others (Please specify):

**❑ MOST IMPORTANT EVENTS DURING THE PAST YEAR**

- **April 2018**  
The opening of Bank Indonesia's account in KSEI to accommodate the collateral administration of the short-term liquidity loan facility.
- **July 2018**  
The implementation of C-BEST Next-G enhanced the system's capacity and performance as an anticipation for the potential increase in the number of transactions and investors and to support the capital market developments in Indonesia.

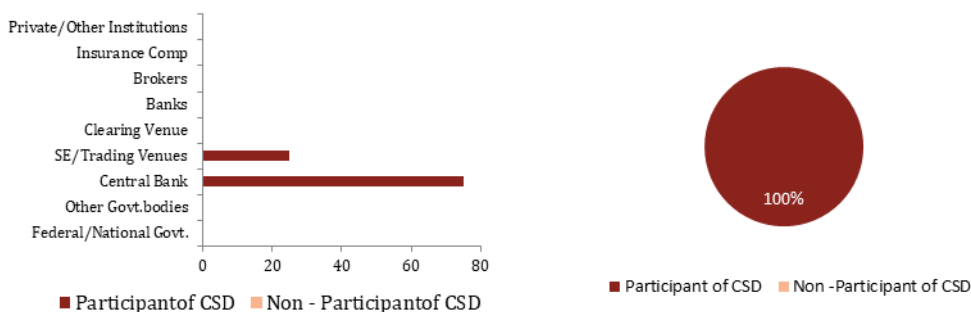
## ❑ BASIC INFORMATION

- **Regional Association** : AMEDA
- **Local Currency** : Qatari Riyal (QAR)
- **Conversion rate into USD** : 1 USD = 3.640 QAR (31-Dec-17)

## ❑ OWNERSHIP (AS ON 31-Dec-17)

- **CSD is owned or controlled by central bank.**

- **Shareholding Pattern (in %)**



- **Shares of CSD or holding company are not traded publicly.**

## ❑ MARKET STRUCTURE

- **Principal Account structure** : Beneficial Owner
- **Financial Instruments accepted for deposit and/or settlement**
  - Equities
  - Collective Investment Vehicles
  - Government Debt
  - Corporate Debt
  - Others
- **Financial Instruments held in**
  - Dematerialised form** : Equities, Government Debt and Others
  - Immobilised form** : -
- **CSD or its group company does not have banking license**
- **CSD has DVP solution**
- **CSD uses central bank money for settlement**

## ❑ FULL TIME EMPLOYEES : 39

## ANNUAL REVENUE

	in USD (in thousand i.e. '000)	
	01-Jan-16 to 31-Dec-16	01-Jan-17 to 31-Dec-17
Revenue from Operations	-	-
Other Income	-	-
	-	-

## LINKS WITH OTHER CSDs

- CSD has links with other CSD

## STATISTICS & VOLUME

- Number of accounts held by CSD (as on 31-Dec-17)

Beneficial Owner Accounts	955,883
Omnibus Accounts	-

- Number of Participants (as on 31-Dec-17) (Total: 58)

Domestic Participants	58
Non-Domestic Participants	-

- Type of Participants

- o Domestic  
Custodian, Brokers and Others
- o Non Domestic  
-

- Number of eligible issues (as on 31-Dec-17) (Total: 47)

Instrument Type	Distinct Eligible Issue	
	Domestic	Foreign
Equities	45	-
CIV	-	-
Debt (Federal/ National Govt.)	-	-
Debt (Other Govt. bodies)	-	-
Debt (corporate)	-	-
Others	2	-
	47	-

- Value of Deposit (as on 31-Dec-17) (Total: 141,098.626)

Instrument Type	Value of Deposit in USD (in millions i.e. '000,000)	
	Domestic	Foreign
Equities	129,676.923	-
CIV	-	-
Debt (Federal/ National Govt.)	11,421.703	-
Debt (Other Govt. bodies)	-	-
Debt (corporate)	-	-
Others	-	-
	141,098.626	-

<b>- Settlement Instruction (During Calendar Year 2017)</b>	
<b>Number of Instructions</b>	834,000
<b>Value Instructions in USD (in millions i.e. '000,000)</b>	18,199.451
<b>- Corporate Action Events (During Calendar Year 2017)</b>	
<b>Number of Events handled by CSD</b>	42
<b>Value in USD (in millions i.e. '000,000)</b>	-

## ❑ OTHER SERVICES

- Trade Repository Services
- Information Services
- National Numbering Agency Services
- Technological solutions
- Triparty Services
- Legal Entity Identifier (LEI) Services
- Valuation Services
- Cash Account and other Cash Services
- e-Voting Platform
- Crowdfunding Platform
- Funds Order Routing Platform
- None of the above
- Others (Please specify): SMS, e-Services, Customer Service desk and Call Center

## ❑ MOST IMPORTANT EVENTS DURING THE PAST YEAR

- Addition of Exchange Traded Fund (ETF) as new asset class in Qatar capital market.
- Launching of QCSD new website with integrated e-Services and payment gateway integration.
- QCSD changed its domain to "qcsd.gov.qa" under the governmental sector of Qatar
- Systems migration from Qatar Exchange to QCSD
- Migrating to the new version of the existing Post-Trade system
- Selection of vendor and solution to\ replace the existing Post-Trade clearing system

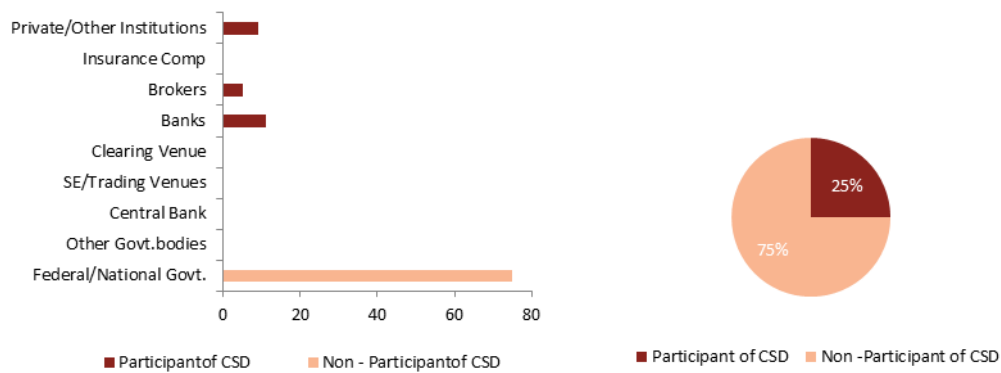
## ❑ BASIC INFORMATION

- **Regional Association** : ECSDA
- **Local Currency** : Bosnian Convertible Marka (BAM)
- **Conversion rate into USD** : 1 USD = 1.640 BAM (31-Dec-17)

## ❑ OWNERSHIP (AS ON 31-Dec-17)

- **CSD is not a part of group of infrastructure of stock exchange, central bank or holding company that owns other FMI. Other:** RVP is mostly owned by the Government of the Federation of Bosnia and Herzegovina (75%) and controlled by the Securities Commission.

### - Shareholding Pattern (in %)



- **Shares of CSD or holding company are not traded publicly.**

## ❑ MARKET STRUCTURE

- **Principal Account structure** : Beneficial Owner (Omnibus Accounts can also be opened)
- **Financial Instruments accepted for deposit and/or settlement**
  - Equities
  - Collective Investment Vehicles
  - Government Debt
  - Corporate Debt
  - Others
- **Financial Instruments held in**
  - Dematerialised form** : Equities, Government Debt and Corporate Debt
  - Immobilised form** : -
- **CSD or its group company does not have banking license**
- **CSD has DVP solution**
- **CSD uses central bank money for settlement**

## ❑ FULL TIME EMPLOYEES : 29

## ANNUAL REVENUE

	in USD (in thousand i.e. '000)	
	01-Jan-16 to 31-Dec-16	01-Jan-17 to 31-Dec-17
Revenue from Operations	1,434.760	1,266.463
Other Income	131.710	110.976
	1,566.460	1,377.439

## LINKS WITH OTHER CSDs

- CSD does not have links with other CSD

## STATISTICS & VOLUME

- Number of accounts held by CSD (as on 31-Dec-17)

Beneficial Owner Accounts	671,540
Omnibus Accounts	5

- Number of Participants (as on 31-Dec-17) (Total: 11)

Domestic Participants	11
Non-Domestic Participants	-

- Type of Participants

- o Domestic
  - Custodian, Non Custodian Banks and Brokers
- o Non Domestic
- 

- Number of eligible issues (as on 31-Dec-17) (Total: 652)

Instrument Type	Distinct Eligible Issue	
	Domestic	Foreign
Equities	597	-
CIV	-	-
Debt (Federal/ National Govt.)	38	-
Debt (Other Govt. bodies)	7	-
Debt (corporate)	10	-
Others	-	-
	652	-

- Value of Deposit (as on 31-Dec-17) (Total: 6,987.323)

Instrument Type	Value of Deposit in USD (in millions i.e. '000,000)	
	Domestic	Foreign
Equities	6,915.303	-
CIV	-	-
Debt (Federal/ National Govt.)	52.818	-
Debt (Other Govt. bodies)	11.589	-
Debt (corporate)	7.613	-
Others	-	-
	6,987.323	-



-	<b>Settlement Instruction (During Calendar Year 2017)</b>	
	Number of Instructions	4,819
	Value Instructions in USD (in millions i.e. '000,000)	112.195
-	<b>Corporate Action Events (During Calendar Year 2017)</b>	
	Number of Events handled by CSD	69
	Value in USD (in millions i.e. '000,000)	582.927

## OTHER SERVICES

- Trade Repository Services
- Information Services
- National Numbering Agency Services
- Technological solutions
- Triparty Services
- Legal Entity Identifier (LEI) Services
- Valuation Services
- Cash Account and other Cash Services
- e-Voting Platform
- Crowdfunding Platform
- Funds Order Routing Platform
- None of the above
- Others (Please specify):

## MOST IMPORTANT EVENTS DURING THE PAST YEAR

-

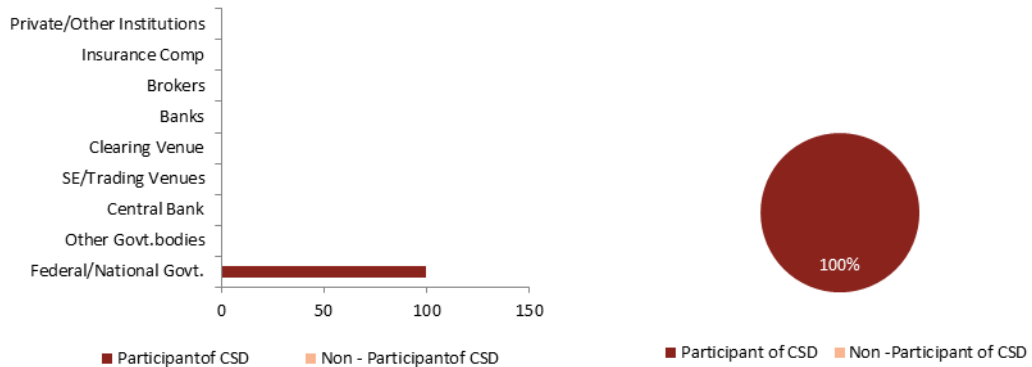
## ❑ BASIC INFORMATION

- **Regional Association** : AECSD
- **Local Currency** : Belarusian Ruble (BYN)
- **Conversion rate into USD** : 1 USD = 2.030 BYN (31-Dec-17)

## ❑ OWNERSHIP (AS ON 31-Dec-17)

- **CSD is not a part of group of infrastructure of stock exchange, central bank or holding company that owns other FMI.** CSD is controlled Ministry of Finance of the Republic of Belarus.

### - Shareholding Pattern (in %)



- **Shares of CSD or holding company are not traded publicly.**

## ❑ MARKET STRUCTURE

- **Principal Account structure** : Beneficial Owner
- **Financial Instruments accepted for deposit and/or settlement**
  - Equities
  - Collective Investment Vehicles
  - Government Debt
  - Corporate Debt
  - Others
- **Financial Instruments held in**
  - Dematerialised form** : Equities, Collective Investment Vehicles, Government Debt, Corporate Debt and Others
  - Immobilised form** : -
- **CSD or its group company does not have banking license**
- **CSD does not have DVP solution**

## ❑ FULL TIME EMPLOYEES : 23

## ANNUAL REVENUE

	in USD (in thousand i.e. '000)	
	01-Jan-16 to 31-Dec-16	01-Jan-17 to 31-Dec-17
Revenue from Operations	325.120	334.975
Other Income	29.560	29.557
	354.680	364.532

## LINKS WITH OTHER CSDs

- CSD has links with other CSD
  - o Number of Links with other CSDs - 6
    - Both inbound and outbound – 2 (Only Direct)
    - Only Inbound – 4 (Only Direct)
  - o Purpose of Links with other CSDs
    - Only FOP – 6 (Only Direct)

## STATISTICS & VOLUME

- Number of accounts held by CSD (as on 31-Dec-17)
 

Beneficial Owner Accounts	1,193
Omnibus Accounts	-
- Number of Participants (as on 31-Dec-17) (Total: 1,228)
 

Domestic Participants	1,210
Non-Domestic Participants	18
- Type of Participants
  - o Domestic
    - Custodian and Others
  - o Non Domestic
    - Custodian and Others

Instrument Type	Distinct Eligible Issue	
	Domestic	Foreign
Equities	4,308	-
CIV	-	-
Debt (Federal/ National Govt.)	113	-
Debt (Other Govt. bodies)	211	-
Debt (corporate)	719	-
Others	-	-
	5,351	-

- Value of Deposit (as on 31-Dec-17) (Total: 29,920.887)

Value of Deposit in USD (in millions i.e. '000,000)

Instrument Type	Domestic	Foreign
Equities	15,349.261	-
CIV	-	-
Debt (Federal/ National Govt.)	4,661.232	-
Debt (Other Govt. bodies)	4,040.788	-
Debt (corporate)	5,869.606	-
Others	-	-
	29,920.887	-

- Settlement Instruction (During Calendar Year 2017)

Number of Instructions 23,277  
Value Instructions in USD (in millions i.e. '000,000) -

- Corporate Action Events (During Calendar Year 2017)

Number of Events handled by CSD 8,949  
Value in USD (in millions i.e. '000,000) -

## ☐ OTHER SERVICES

- Trade Repository Services
- Information Services
- National Numbering Agency Services
- Technological solutions
- Triparty Services
- Legal Entity Identifier (LEI) Services
- Valuation Services
- Cash Account and other Cash Services
- e-Voting Platform
- Crowdfunding Platform
- Funds Order Routing Platform
- None of the above
- Others (Please specify):

## ☐ MOST IMPORTANT EVENTS DURING THE PAST YEAR

### May, 2017

- RUE "Republican Central Securities Depository", acting as the National Numbering Agency of the Republic of Belarus, has updated the international CFI codes, previously assigned to the current issues of securities.
- RUE "Republican Central Securities Depository", acting as the National Numbering Agency of the Republic of Belarus, has allocated FISN (Financial Instrument Short Name) codes to the securities issues that already have active ISINs and CFIs.

### September, 2017

- XIV International Conference of Eurasian Central Securities Depositories (AECSD) "Corporate information: collection and distribution, the role of the CSD, possibilities and limitations" took place in Minsk. The Conference was organized by the Central Depository of the Republic of Belarus.

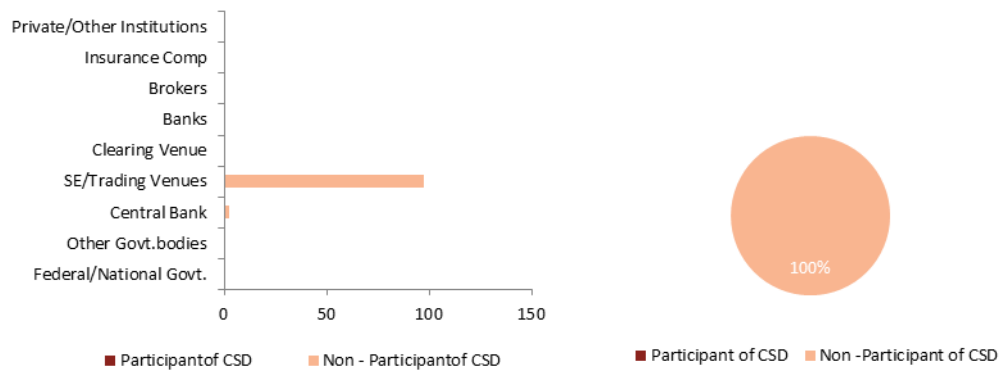
- RUE "Republican Central Securities Depositories" and CJSC "National Depository Center of the Republic of Azerbaijan" have signed an agreement on the establishment of correspondent relations.

**❑ BASIC INFORMATION**

- **Regional Association** : ACSDA
- **Local Currency** : Mexican Peso (MXN)
- **Conversion rate into USD** : 1 USD = 19.740 MXN (31-Dec-17)

**❑ OWNERSHIP (AS ON 31-Dec-17)**

- **CSD is owned or controlled by stock exchange.**
- **Shareholding Pattern (in %)**



- **Shares of CSD or holding company are publicly traded.**

**❑ MARKET STRUCTURE**

- **Principal Account structure** : Omnibus
- **Financial Instruments accepted for deposit and/or settlement**
  - Equities
  - Collective Investment Vehicles
  - Government Debt
  - Corporate Debt
  - Others
- **Financial Instruments held in**
  - Dematerialised form** : Government Debt
  - Immobilised form** : Equities, Collective Investment Vehicles, Corporate Debt and Others
- **CSD or its group company do not have banking license**
- **CSD has DVP solution**
- **CSD uses central bank money for settlement**

**❑ FULL TIME EMPLOYEES : 48**
**❑ ANNUAL REVENUE**

	in USD (in thousand i.e. '000)	
	01-Jan-16 to 31-Dec-16	01-Jan-17 to 31-Dec-17
Revenue from Operations	24,409.321	31,798.379
Other Income	2,907.295	3,437.183
	27,316.616	35,235.562

**❑ LINKS WITH OTHER CSDs**

- CSD has links with other CSD
  - Number of Links with other CSDs - 9
    - Both inbound and outbound - 4 (Only Direct)
    - Only Outbound - 5 (Both Direct and Indirect)
  - Purpose of Links with other CSDs
    - Both DVP and FOP - 7 (Both Direct and Indirect)
    - Only FOP - 2 (Only Direct)

**❑ STATISTICS & VOLUME**

- Number of accounts held by CSD (as on 31-Dec-17)
 

Beneficial Owner Accounts	-
Omnibus Accounts	3,096
- Number of Participants (as on 31-Dec-17) (Total: 125)
 

Domestic Participants	118
Non-Domestic Participants	7
- Type of Participants
  - Domestic  
Custodian, Brokers, Asset Managers and Others
  - Non Domestic  
Custodian, Brokers and Others

Instrument Type	Distinct Eligible Issue	
	Domestic	Foreign
Equities	5,317	1,320
CIV	-	-
Debt (Federal/ National Govt.)	175	74
Debt (Other Govt. bodies)	50	-
Debt (corporate)	2,768	427
Others	-	-
	8,310	1,821



- **Value of Deposit (as on 31-Dec-17)** (Total: 1,274,672.527)

**Value of Deposit in USD (in millions i.e. '000,000)**

Instrument Type	Domestic	Foreign
<b>Equities</b>	714,182.979	36,744.985
<b>CIV</b>	-	-
<b>Debt (Federal/ National Govt.)</b>	327,226.140	3,123.961
<b>Debt (Other Govt. bodies)</b>	54,632.371	-
<b>Debt (corporate)</b>	128,167.832	10,588.906
<b>Others</b>	-	5.354
	1,224,209.321	50,463.206

- **Settlement Instruction (During Calendar Year 2017)**

**Number of Instructions** 2,951,000  
**Value Instructions in USD (in millions i.e. '000,000)** 57,349,037.487

- **Corporate Action Events (During Calendar Year 2017)**

**Number of Events handled by CSD** 309,000  
**Value in USD (in millions i.e. '000,000)** 2,085,764.944

## ❑ OTHER SERVICES

- Trade Repository Services
- Information Services
- National Numbering Agency Services
- Technological solutions
- Triparty Services
- Legal Entity Identifier (LEI) Services
- Valuation Services
- Cash Account and other Cash Services
- e-Voting Platform
- Crowdfunding Platform
- Funds Order Routing Platform
- None of the above
- Others (Please specify):

## ❑ MOST IMPORTANT EVENTS DURING THE PAST YEAR

Since last year Indeval has been working in conjunction with SWIFT on the Alliance Message Hub (AMH) project, in order to automate, modernize and reach global standards to process information and transactions. AMH is a modular, multi network, high-volume financial messaging solution that is highly available, customizable and scalable.

- Cater for ISO standards and meet growing message volumes
- Performance – the system can accommodate significant increases in processing volume with no performance impairment
- Higher straight through processing rates with increased agility and efficiency.

The Project consists of 3 phases, 2 of them already implemented:

**Phase 1:** Stock Exchanges

- Receive and process via SWIFT Information related to all Corporate Actions for the securities listed at SIC
- Automation to receive from Markit and deliver to the Stock Exchanges.

**Phase 2:** International Custodians

- Settlement of transactions, confirmations, corporate actions, statements.
- Direct Communication with international custodians

**Phase 3 (on going):** Local Participants and FFI

- To establish a facility for communication between banks and other financial institutions in a safe and effective environment reducing costs and risk associated with post-trade operation.
- Participants will access our range of services: settlement, asset servicing, and securities lending.

## ❑ BASIC INFORMATION

- **Regional Association :** AMEDA
- **Local Currency :** Jordanian Dinar (JOD)
- **Conversion rate into USD :** 1 USD = 0.710 JOD (31-Dec-17)

## ❑ OWNERSHIP (AS ON 31-Dec-17)

- **CSD is not a part of group of infrastructure of stock exchange, central bank or holding company that owns other FMI.** The Securities Depository Center (SDC) is a public utility institution, founded by virtue of Securities Law where it is not owned by any entity.
- **Shares of CSD or holding company are not traded publicly.**

## ❑ MARKET STRUCTURE

- **Principal Account structure :** Beneficial Owner
- **Financial Instruments accepted for deposit and/or settlement**
  - Equities
  - Collective Investment Vehicles
  - Government Debt
  - Corporate Debt
  - Others
- **Financial Instruments held in**
  - Dematerialised form** Equities, Government Debt, Corporate Debt and Others
  - Immobilised form** -
- **CSD or its group company does not have banking license**
- **CSD has DVP solution**
- **CSD uses central bank money for settlement**

## ❑ FULL TIME EMPLOYEES : 71

## ❑ ANNUAL REVENUE

	in USD (in thousand i.e. '000)	
	01-Jan-16 to 31-Dec-16	01-Jan-17 to 31-Dec-17
<b>Revenue from Operations</b>	5,885.797	6,264.073
<b>Other Income</b>	-	-
	5,885.797	6,264.073

## ❑ LINKS WITH OTHER CSDs

- CSD does not have links with other CSD

## ❑ STATISTICS & VOLUME

- Number of accounts held by CSD (as on 31-Dec-17)

Beneficial Owner Accounts	1,233,495
Omnibus Accounts	-

- Number of Participants (as on 31-Dec-17) (Total: 77)

Domestic Participants	77
Non-Domestic Participants	-

- Type of Participants

- Domestic
  - Custodian and Brokers
- Non Domestic

- Number of eligible issues (as on 31-Dec-17) (Total: 446)

Instrument Type	Distinct Eligible Issue	
	Domestic	Foreign
Equities	247	-
CIV	-	-
Debt (Federal/ National Govt.)	160	-
Debt (Other Govt. bodies)	12	-
Debt (corporate)	23	-
Others	4	-
	446	-

- Value of Deposit (as on 31-Dec-17) (Total: 46,526.197)

Instrument Type	Value of Deposit in USD (in millions i.e. '000,000)	
	Domestic	Foreign
Equities	23,521.690	-
CIV	-	-
Debt (Federal/ National Govt.)	21,130.141	-
Debt (Other Govt. bodies)	859.859	-
Debt (corporate)	544.085	-
Others	470.423	-
	46,526.197	-

- Settlement Instruction (During Calendar Year 2017)

Number of Instructions	1,500,000
Value Instructions in USD (in millions i.e. '000,000)	4,747.606

- Corporate Action Events (During Calendar Year 2017)

Number of Events handled by CSD	38
Value in USD (in millions i.e. '000,000)	398.592



## ❑ OTHER SERVICES

- Trade Repository Services
- Information Services
- National Numbering Agency Services
- Technological solutions
- Triparty Services
- Legal Entity Identifier (LEI) Services
- Valuation Services
- Cash Account and other Cash Services
- e-Voting Platform
- Crowdfunding Platform
- Funds Order Routing Platform
- None of the above
- Others (Please specify): Collateral handling to cover cash deficit of the brokers and custodians who do not pay the due cash amounts to the settlement account within the period specified on the settlement date. In addition to same day turnaround settlements.

## ❑ MOST IMPORTANT EVENTS DURING THE PAST YEAR

### In 2017:

- The SDC adopted the National Center for Security and Crisis Management (Military Site) as an alternative backup site for the SDC's operations to guarantee the continuity of operations in all circumstances according to the international standards and best practices and to complete the SDC's measures of risk management.
- The SDC implemented the new developed Settlement Cycle to introduce the custodians to the settlement that allow them to settle the trades of their clients directly with the SDC on a delivery-versus-payment (DvP) basis. Accordingly, the SDC issued new legislations.

### In 2018:

- The SDC launched the e-portfolio service which uses the latest technologies in the web world and compatible with smart devices. This service enables the investor to view the investor information at the SDC, his securities accounts maintained with brokers and custodians, his balances of securities which is updated daily and transactions executed on the investor's securities accounts.
- The SDC won the membership of the (ANNA)'s Board of Directors.

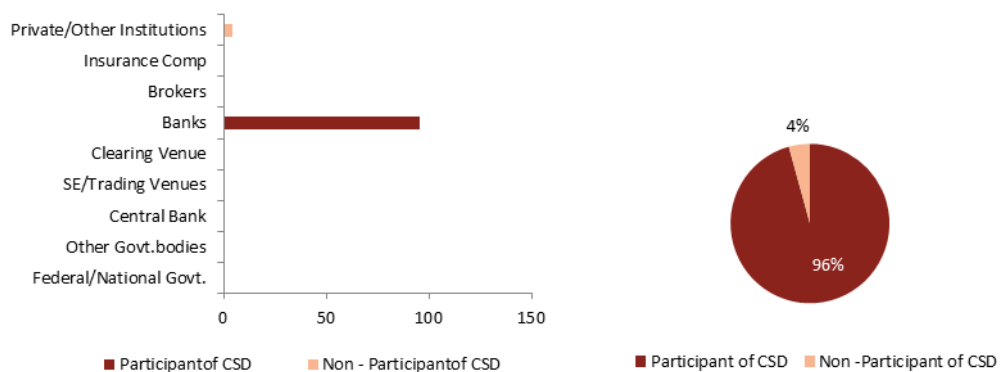
## ❑ BASIC INFORMATION

- **Regional Association** : ECSDA
- **Local Currency** : Swiss Franc (CHF)
- **Conversion rate into USD** : 1 USD = 0.980 CHF (31-Dec-17)

## ❑ OWNERSHIP (AS ON 31-Dec-17)

- **CSD is not a part of group of infrastructure of stock exchange, central bank or holding company that owns other FMI.** CSD is owned by around 130 national and international financial institutes.

### - Shareholding Pattern (in %)



- **Shares of CSD or holding company are not traded publicly.**

## ❑ MARKET STRUCTURE

- **Principal Account structure** : Omnibus
- **Financial Instruments accepted for deposit and/or settlement**
  - Equities
  - Collective Investment Vehicles
  - Government Debt
  - Corporate Debt
  - Others
- **Financial Instruments held in**
  - Dematerialised form** : Equities, Collective Investment Vehicles, Government Debt, Corporate Debt and Others
  - Immobilised form** : Equities, Collective Investment Vehicles, Government Debt, Corporate Debt and Others
- **CSD or its group company do not have banking license**
- **CSD has DVP solution**

- CSD uses central bank money for settlement

## ❑ FULL TIME EMPLOYEES : 326

## ❑ ANNUAL REVENUE

	in USD (in thousand i.e. '000)	
	01-Jan-16 to 31-Dec-16	01-Jan-17 to 31-Dec-17
Revenue from Operations	196,880.612	216,946.939
Other Income	12,107.143	14,937.755
	208,987.755	231,884.694

## ❑ LINKS WITH OTHER CSDs

- CSD has links with other CSD
  - Number of Links with other CSDs - 54
    - Both inbound and outbound – 54 (Both Direct and Indirect)
  - Purpose of Links with other CSDs
    - Both DVP and FOP – 54 (Both Direct and Indirect)

## ❑ STATISTICS & VOLUME

- Number of accounts held by CSD (as on 31-Dec-17)
 

Beneficial Owner Accounts	-
Omnibus Accounts	27,928
- Number of Participants (as on 31-Dec-17) (Total: 335)
 

Domestic Participants	191
Non-Domestic Participants	144
- Type of Participants
  - Domestic
    -
  - Non Domestic
    -

- Number of eligible issues (as on 31-Dec-17) (Total: 507,192)

Instrument Type	Distinct Eligible Issue	
	Domestic	Foreign
Equities	1,096	41,129
CIV	3,877	38,855
Debt (Federal/ National Govt.)	211	4,636
Debt (Other Govt. bodies)	118	669
Debt (corporate)	2,852	40,728
Others	200,275	172,746
	208,429	298,763



- **Value of Deposit (as on 31-Dec-17)** (Total: 3,465,306.122)

**Value of Deposit in USD (in millions i.e. '000,000)**

Instrument Type	Domestic	Foreign
Equities	-	-
CIV	-	-
Debt (Federal/ National Govt.)	-	-
Debt (Other Govt. bodies)	-	-
Debt (corporate)	-	-
Others	-	-
	2,484,693.878	980,612.245

- **Settlement Instruction (During Calendar Year 2017)**

Number of Instructions 38,077,000  
 Value Instructions in USD (in millions i.e. '000,000) -

- **Corporate Action Events (During Calendar Year 2017)**

Number of Events handled by CSD 618,000  
 Value in USD (in millions i.e. '000,000) -

## □ OTHER SERVICES

- Trade Repository Services
- Information Services
- National Numbering Agency Services
- Technological solutions
- Triparty Services
- Legal Entity Identifier (LEI) Services
- Valuation Services
- Cash Account and other Cash Services
- e-Voting Platform
- Crowdfunding Platform
- Funds Order Routing Platform
- None of the above
- Others (Please specify): Tax Services, Vault Services, Issuer Services, Settlement Services

## □ MOST IMPORTANT EVENTS DURING THE PAST YEAR

- **FMIA/FMIO:** With the passing of the Financial Markets Infrastructure Act and Ordinance (FMIA and FMIO, reflecting EU's EMIR), SIX SIS changed its licensing status from a licensed bank to a licensed CSD in October 2017. The banking license previously in force was returned. SIX SIS remains subject to supervision by FINMA and the Swiss National Bank with regard to services of systemic importance. Apart from segregation which directly affects clients (Article 73 FMIA), FMIA does not change anything with regard to SIX SIS's service offering. Regarding segregation in particular, SIX SIS has made all the necessary changes to enable clients to fulfil their obligations under FMIA.

- CSDR: SIX SIS will not apply for a CSD license under CSDR since it is not an EU CSD. However, it is targeting recognition by ESMA as a third-country CSD according to Art. 25 CSDR. In order to obtain such a recognition, SIX SIS is dependent on a positive assessment by the EU Commission with regard to the regulatory regimes of Switzerland and the EU. Since SIX SIS is also the CSD for Liechtenstein, which is part of the European Economic Area (EEA) and must therefore fulfil the regulation enacted by the EU, it submitted the application for recognition as a third-country CSD for Liechtenstein in September 2017.
- Legal Entity Identifiers (LEIs): SIX entered into a partnership with DTCC to offer Legal Entity Identifiers (LEIs) for Swiss entities in 2017. The LEI was devised to provide insight into corporate entities with the aim of reducing cross-platform risk exposure. LEIs will help regulators and market participants to aggregate and better understand their exposures, enhance market transparency and significantly improve the analysis of global systemic risk. This partnership comes as Europe implements MiFID II on 1 January 2018. The new regulatory mandate will require all legal entities involved in a trade to include LEIs in their European trade reporting.
- Trade Repository: The SIX Trade Repository, the only FINMA-approved Swiss trade repository, has on-boarded more than 150 Swiss institutions onto the system. The company met all reporting obligations for small financial counterparties and large non-financial counterparties by the end of 2017. Based on the FMIA, all companies with a registered office in Switzerland are obliged to report their derivative transactions to an authorized trade repository.
- Group Structure: In November 2017, the Board of Directors of SIX decided to make strategic and organizational changes to ensure the business is well-positioned. This strategic realignment focused on the needs of SIX clients, shareholders and the requirements of the Swiss financial center. SIX now focuses consistently on infrastructure services for the securities business, payment transactions and financial information. One of the main elements of this realignment was bringing together all securities-related activities into a single unit. This meant merging the exchange trading and post-trading businesses into one single organizational unit: Securities & Exchanges. Hence, SIX operates four business areas such as Securities & Exchanges, Financial Information, Banking Services and Innovation & Digital. The business unit Cards will be brought into a strategic partnership with Worldline, an European leader in the payments and transactional services industry, while SIX will maintain a 27% stake in Worldline.
- Security Operations Center (SOC): SIX opened Switzerland's first Security Operations Center (SOC), which is based on cognitive computing, i.e. self-learning technology from IBM Watson. SIX is to open up its SOC and share these capabilities with institutions of the Swiss Financial Center, focusing on banks and insurances as a Managed SOC Services Provider (MSSP). The new Security Operations Center (SOC) provides cyber-security

services by elaborating cyber-security insights derived from a library of over one million known threats. The SOC has access to the latest security tools and is a leading defender against cybercrime. Hence, the SOC is a specialized cyber security competence center which works 24/7, monitors infrastructures, applications, suspicious behaviour's and data centrally and searches for indicators of cyber-attacks.

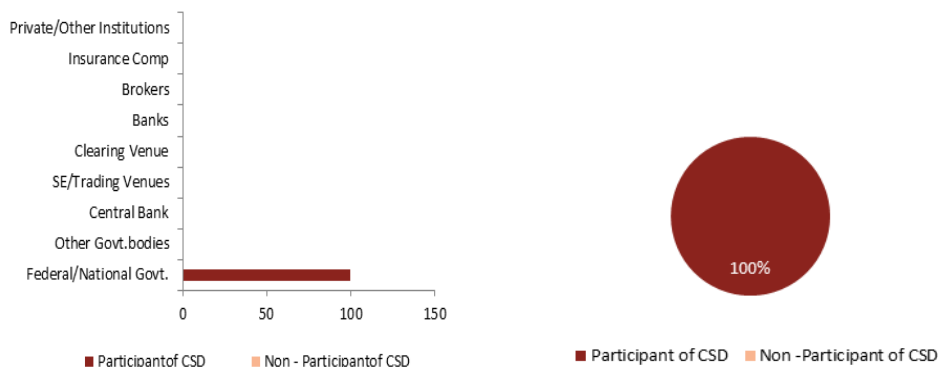
## ❑ BASIC INFORMATION

- **Regional Association** : ACG and AECSD
- **Local Currency** : Uzbekistani Som (UZS)
- **Conversion rate into USD** : 1 USD = 8,140.000 UZS (31-Dec-17)

## ❑ OWNERSHIP (AS ON 31-Dec-17)

- **CSD is not a part of group of infrastructure of stock exchange, central bank or holding company that owns other FMI.** CSD is owned or controlled by State Committee of the Republic of Uzbekistan for assistance to privatized enterprises and development of competition" (renamed to "Agency or the management of state assets of the Republic of Uzbekistan")

### - Shareholding Pattern (in %)



- **Shares of CSD or holding company are not traded publicly.**

## ❑ MARKET STRUCTURE

- **Principal Account structure** : Beneficial Owner (Omnibus Accounts can also be opened)
- **Financial Instruments accepted for deposit and/or settlement**
  - Equities
  - Collective Investment Vehicles
  - Government Debt
  - Corporate Debt
  - Others
- **Financial Instruments held in**
  - Dematerialised form** : Equities, Collective Investment Vehicles and Corporate Debt
  - Immobilised form** : -
- **CSD or its group company does not have banking license**
- **CSD has DVP solution**
- **CSD uses commercial bank money for settlement**

❑ **FULL TIME EMPLOYEES : 51**

❑ **ANNUAL REVENUE**

	in USD (in thousand i.e. '000)	
	01-Jan-16 to 31-Dec-16	01-Jan-17 to 31-Dec-17
Revenue from Operations	376.040	473.464
Other Income	12.290	49.386
	388.330	522.850

❑ **LINKS WITH OTHER CSDs**

- CSD does not have links with other CSD

❑ **STATISTICS & VOLUME**

- **Number of accounts held by CSD (as on 31-Dec-17)**

Beneficial Owner Accounts	920,349
Omnibus Accounts	39

- **Number of Participants (as on 31-Dec-17) (Total: 47)**

Domestic Participants	47
Non-Domestic Participants	-

- **Type of Participants**

- **Domestic**  
Brokers and Others
- **Non Domestic**  
-

- **Number of eligible issues (as on 31-Dec-17) (Total: 480)**

Instrument Type	Distinct Eligible Issue	
	Domestic	Foreign
Equities	455	-
CIV	9	-
Debt (Federal/ National Govt.)	-	-
Debt (Other Govt. bodies)	-	-
Debt (corporate)	16	-
Others	-	-
	480	-

- Value of Deposit (as on 31-Dec-17) (Total: 6,005.568)

Value of Deposit in USD (in millions i.e. '000,000)

Instrument Type	Domestic	Foreign
Equities	5974.414	-
CIV	0.286	-
Debt (Federal/ National Govt.)	-	-
Debt (Other Govt. bodies)	-	-
Debt (corporate)	30.869	-
Others	-	-
	6,005.568	-

- Settlement Instruction (During Calendar Year 2017)

Number of Instructions 8,300  
Value Instructions in USD (in millions i.e. '000,000) 2,733.125

- Corporate Action Events (During Calendar Year 2017)

Number of Events handled by CSD 34  
Value in USD (in millions i.e. '000,000) -

## OTHER SERVICES

- Trade Repository Services
- Information Services
- National Numbering Agency Services
- Technological solutions
- Triparty Services
- Legal Entity Identifier (LEI) Services
- Valuation Services
- Cash Account and other Cash Services
- e-Voting Platform
- Crowdfunding Platform
- Funds Order Routing Platform
- None of the above
- Others (Please specify):

## MOST IMPORTANT EVENTS DURING THE PAST YEAR

Participation of CSD Uzbekistan in the first IPO in Uzbekistan



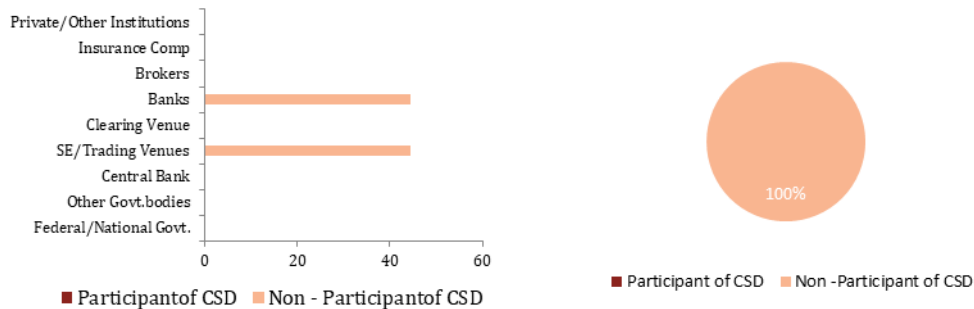
**❑ BASIC INFORMATION**

- **Regional Association** : ACSDA and AMEDA
- **Local Currency** : South African Rand (ZAR)
- **Conversion rate into USD** : 1 USD = 12.400 ZAR (31-Dec-17)

**❑ OWNERSHIP (AS ON 31-Dec-17)**

- **CSD is not a part of group of infrastructure of stock exchange, central bank or holding company that owns other FMI.** CSD is independent company.

- **Shareholding Pattern (in %)**



- **Shares of CSD or holding company are not traded publicly.**

**❑ MARKET STRUCTURE**

- **Principal Account structure** : Beneficial Owner (Omnibus Accounts can also be opened)
- **Financial Instruments accepted for deposit and/or settlement**
  - Equities
  - Collective Investment Vehicles
  - Government Debt
  - Corporate Debt
  - Others
- **Financial Instruments held in**
  - Dematerialised form** Equities, Government Debt, Corporate Debt and Others
  - Immobilised form** -
- **CSD or its group company does not have banking license**
- **CSD has DVP solution**
- **CSD uses central bank money for settlement**

**❑ FULL TIME EMPLOYEES : 126**



❑ **ANNUAL REVENUE**

	in USD (in thousand i.e. '000)	
	01-Mar-15 to 29-Feb-16	01-Mar-16 to 28-Feb-17
Revenue from Operations	35,846.770	35,096.774
Other Income	-	-
	35,846.770	35,096.774

❑ **LINKS WITH OTHER CSDs -**

❑ **STATISTICS & VOLUME**

- **Number of accounts held by CSD (as on 31-Dec-17)**

Beneficial Owner Accounts	-
Omnibus Accounts	-

- **Number of Participants (as on 31-Dec-17) (Total: 10)**

Domestic Participants	10
Non-Domestic Participants	-

- **Type of Participants**

- Domestic
  - Custodian
- Non Domestic

- **Number of eligible issues (as on 31-Dec-17) (Total: -)**

Instrument Type	Distinct Eligible Issue	
	Domestic	Foreign
Equities	-	-
CIV	-	-
Debt (Federal/ National Govt.)	-	-
Debt (Other Govt. bodies)	-	-
Debt (corporate)	-	-
Others	-	-
	-	-

- **Value of Deposit (as on 31-Dec-17) (Total: -)**

Instrument Type	Value of Deposit in USD (in millions i.e. '000,000)	
	Domestic	Foreign
Equities	-	-
CIV	-	-
Debt (Federal/ National Govt.)	-	-
Debt (Other Govt. bodies)	-	-
Debt (corporate)	-	-
Others	-	-
	-	-

- **Settlement Instruction (During Calendar Year 2017)**
  - Number of Instructions** -
  - Value Instructions in USD (in millions i.e. '000,000)** -
- **Corporate Action Events (During Calendar Year 2017)**
  - Number of Events handled by CSD** -
  - Value in USD (in millions i.e. '000,000)** -

**❑ OTHER SERVICES**

- Trade Repository Services
- Information Services
- National Numbering Agency Services
- Technological solutions
- Triparty Services
- Legal Entity Identifier (LEI) Services
- Valuation Services
- Cash Account and other Cash Services
- e-Voting Platform
- Crowdfunding Platform
- Funds Order Routing Platform
- None of the above
- Others (Please specify):

**❑ MOST IMPORTANT EVENTS DURING THE PAST YEAR**

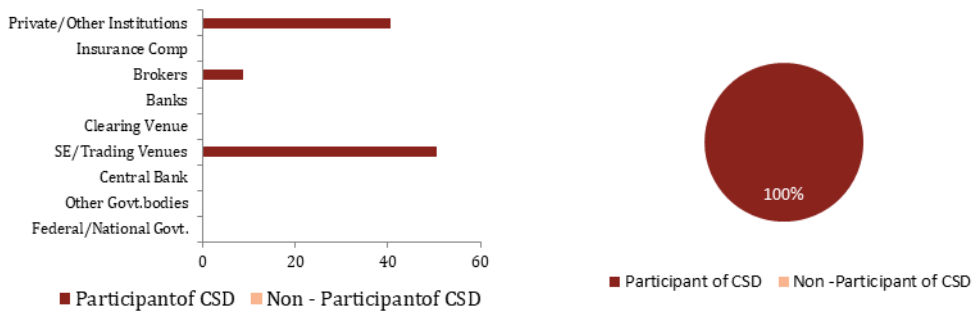
- Moved money market and bond market settlement onto TCS BaNCS MI platform

## ❑ BASIC INFORMATION

- **Regional Association** : ACG
- **Local Currency** : Taiwan New Dollar (TWD)
- **Conversion rate into USD** : 1 USD = 29.710 TWD (31-Dec-17)

## ❑ OWNERSHIP (AS ON 31-Dec-17)

- **CSD is owned or controlled by stock exchange.**
- **Shareholding Pattern (in %)**



- **Shares of CSD or holding company are not traded publicly.**

## ❑ MARKET STRUCTURE

- **Principal Account structure** : Beneficial Owner
- **Financial Instruments accepted for deposit and/or settlement**
  - Equities
  - Collective Investment Vehicles
  - Government Debt
  - Corporate Debt
  - Others
- **Financial Instruments held in**
  - Dematerialised form** : Equities, Collective Investment Vehicles, Government Debt and Corporate Debt
  - Immobilised form** : -
- **CSD or its group company does not have banking license**
- **CSD has DVP solution**
- **CSD uses central bank money for settlement**

## ❑ FULL TIME EMPLOYEES : 508

## ANNUAL REVENUE

	in USD (in thousand i.e. '000)	
	01-Jan-16 to 31-Dec-16	01-Jan-17 to 31-Dec-17
Revenue from Operations	120,219.050	150,359.812
Other Income	8,428.740	7,606.866
	128,647.800	157,966.678

## LINKS WITH OTHER CSDs

- CSD does not have links with other CSD

## STATISTICS & VOLUME

- Number of accounts held by CSD (as on 31-Dec-17)

Beneficial Owner Accounts	17,069,416
Omnibus Accounts	-

- Number of Participants (as on 31-Dec-17) (Total: 5,491)

Domestic Participants	5,491
Non-Domestic Participants	-

- Type of Participants

- o Domestic  
Custodian, Brokers and Others
- o Non Domestic

- Number of eligible issues (as on 31-Dec-17) (Total: 11,852)

Instrument Type	Distinct Eligible Issue	
	Domestic	Foreign
Equities	1,925	-
CIV	-	-
Debt (Federal/ National Govt.)	-	-
Debt (Other Govt. bodies)	4	-
Debt (corporate)	884	-
Others	9,039	-
	11,852	-

- Value of Deposit (as on 31-Dec-17) (Total: 1,694,938.191)

Instrument Type	Value of Deposit in USD (in millions i.e. '000,000)	
	Domestic	Foreign
Equities	1,366,987.139	-
CIV	-	-
Debt (Federal/ National Govt.)	-	-
Debt (Other Govt. bodies)	1,398.519	-
Debt (corporate)	126,831.517	-
Others	199,721.015	-
	1,694,938.191	-

- Settlement Instruction (During Calendar Year 2017)	
Number of Instructions	135,900,000
Value Instructions in USD (in millions i.e. '000,000)	1,150,465.735
- Corporate Action Events (During Calendar Year 2017)	
Number of Events handled by CSD	-
Value in USD (in millions i.e. '000,000)	-

**OTHER SERVICES**

- Trade Repository Services
- Information Services
- National Numbering Agency Services
- Technological solutions
- Triparty Services
- Legal Entity Identifier (LEI) Services
- Valuation Services
- Cash Account and other Cash Services
- e-Voting Platform
- Crowdfunding Platform
- Funds Order Routing Platform
- None of the above
- Others (Please specify):

**MOST IMPORTANT EVENTS DURING THE PAST YEAR**

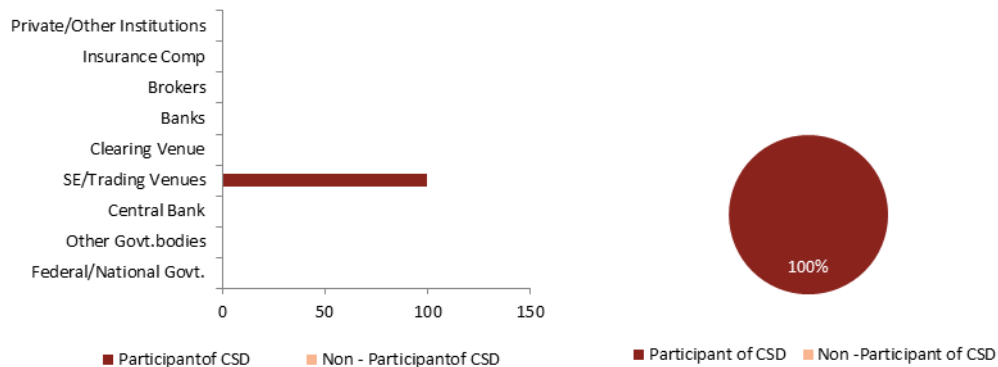
-

## ❑ BASIC INFORMATION

- **Regional Association** : ACG
- **Local Currency** : Thai Baht (THB)
- **Conversion rate into USD** : 1 USD = 32.660 THB (31-Dec-17)

## ❑ OWNERSHIP (AS ON 31-Dec-17)

- **CSD is owned or controlled by stock exchange.**
- **Shareholding Pattern (in %)**



- **Shares of CSD or holding company are not traded publicly.**

## ❑ MARKET STRUCTURE

- **Principal Account structure** : Beneficial Owner (Omnibus Accounts can also be opened)
- **Financial Instruments accepted for deposit and/or settlement**
  - Equities
  - Collective Investment Vehicles
  - Government Debt
  - Corporate Debt
  - Others
- **Financial Instruments held in**
  - Dematerialised form** -
  - Immobilised form** Equities, Collective Investment Vehicles, Government Debt and Corporate Debt
- **CSD or its group company does not have banking license**
- **CSD has DVP solution**
- **CSD uses central bank money for settlement**

## ❑ FULL TIME EMPLOYEES : 22

## ANNUAL REVENUE

	in USD (in thousand i.e. '000)	
	01-Jan-16 to 31-Dec-16	01-Jan-17 to 31-Dec-17
Revenue from Operations	45,558.790	48,103.491
Other Income	341.090	433.435
	45,899.720	48,536.834

## LINKS WITH OTHER CSDs

- CSD does not have links with other CSD

## STATISTICS & VOLUME

- Number of accounts held by CSD (as on 31-Dec-17)
  - Beneficial Owner Accounts -
  - Omnibus Accounts -
- Number of Participants (as on 31-Dec-17) (Total: 111)
  - Domestic Participants 111
  - Non-Domestic Participants -
- Type of Participants
  - o Domestic
    - Custodian, Non Custodian Banks, Brokers, Asset Managers and Others
  - o Non Domestic
    -

- Number of eligible issues (as on 31-Dec-17) (Total: 6,032)

Instrument Type	Distinct Eligible Issue	
	Domestic	Foreign
Equities	4,165	-
CIV	128	-
Debt (Federal/ National Govt.)	327	-
Debt (Other Govt. bodies)	-	-
Debt (corporate)	1,412	-
Others	-	-
	6,032	-

- Value of Deposit (as on 31-Dec-17) (Total: 9,650.010)

Instrument Type	Value of Deposit in USD (in millions i.e. '000,000)	
	Domestic	Foreign
Equities	5,753.061	-
CIV	231.056	-
Debt (Federal/ National Govt.)	2,934.305	-
Debt (Other Govt. bodies)	-	-
Debt (corporate)	731.588	-
Others	-	-
	9,650.010	-



- <b>Settlement Instruction (During Calendar Year 2017)</b>	
<b>Number of Instructions</b>	6,000,000
<b>Value Instructions in USD (in millions i.e. '000,000)</b>	41,733.852
- <b>Corporate Action Events (During Calendar Year 2017)</b>	
<b>Number of Events handled by CSD</b>	13,000
<b>Value in USD (in millions i.e. '000,000)</b>	-

## OTHER SERVICES

- Trade Repository Services
- Information Services
- National Numbering Agency Services
- Technological solutions
- Triparty Services
- Legal Entity Identifier (LEI) Services
- Valuation Services
- Cash Account and other Cash Services
- e-Voting Platform
- Crowdfunding Platform
- Funds Order Routing Platform
- None of the above
- Others (Please specify): ETF Creation and Redemption platform

## MOST IMPORTANT EVENTS DURING THE PAST YEAR

TSD implement new procedures for handling fail of securities deliver by using pending settlement to be in line with international standard on Nov 6, 2017 and live T+2 settlement cycle on Mar 2, 2018.

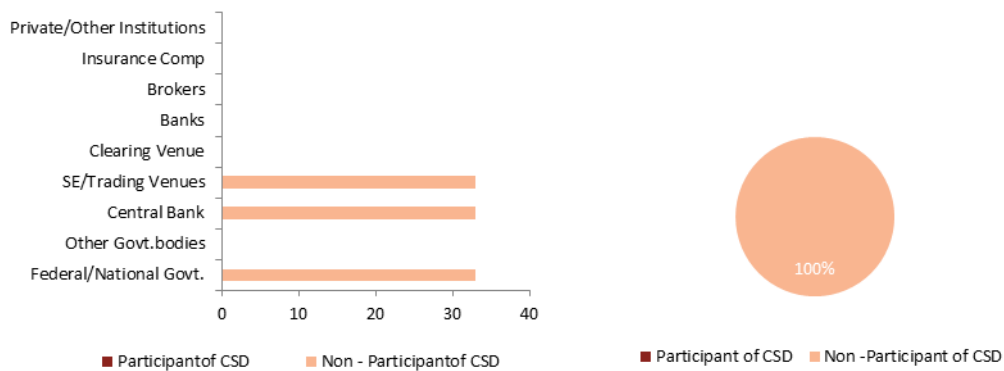
## ❑ BASIC INFORMATION

- **Regional Association** : ECSDA
- **Local Currency** : Polish Zloty (PLN)
- **Conversion rate into USD** : 1 USD = 3.490 PLN (31-Dec-17)

## ❑ OWNERSHIP (AS ON 31-Dec-17)

- **CSD is not a part of group of infrastructure of stock exchange, central bank or holding company that owns other FMI.** KDPW is owned in equal shares by the central bank and the stock exchange, and the state treasury as well. None of them has a casting vote.

### - Shareholding Pattern (in %)



- **Shares of CSD or holding company are not traded publicly.**

## ❑ MARKET STRUCTURE

- **Principal Account structure** : Omnibus (Beneficial Owner Account can also be opened)
- **Financial Instruments accepted for deposit and/or settlement**
  - Equities
  - Collective Investment Vehicles
  - Government Debt
  - Corporate Debt
  - Others
- **Financial Instruments held in**
  - Dematerialised form** : Equities, Collective Investment Vehicles, Government Debt, Corporate Debt and Others
  - Immobilised form** : -
- **CSD or its group company do not have banking license**
- **CSD has DVP solution**

- CSD uses central bank money for settlement

## ❑ FULL TIME EMPLOYEES : 180

## ❑ ANNUAL REVENUE

	in USD (in thousand i.e. '000)	
	01-Jan-16 to 31-Dec-16	01-Jan-17 to 31-Dec-17
Revenue from Operations	30,659.026	33,524.355
Other Income	1,002.865	1,203.438
	31,661.891	34,727.794

## ❑ LINKS WITH OTHER CSDs

- CSD has links with other CSD
  - Number of Links with other CSDs - 10
    - Both inbound and outbound - 1 (Only Direct)
    - Only Outbound – 9 (Both Direct and Indirect)
  - Purpose of Links with other CSDs
    - Both DVP and FOP – 1 (Both Direct and Indirect)
    - Only FOP – 9 (Both Direct and Indirect)

## ❑ STATISTICS & VOLUME

- Number of accounts held by CSD (as on 31-Dec-17)
 

Beneficial Owner Accounts	255
Omnibus Accounts	33,707
- Number of Participants (as on 31-Dec-17) (Total: 72)
 

Domestic Participants	69
Non-Domestic Participants	3
- Type of Participants
  - Domestic  
Custodian, Brokers and Others
  - Non Domestic  
Others
- Number of eligible issues (as on 31-Dec-17) (Total: 2,608)

Instrument Type	Distinct Eligible Issue	
	Domestic	Foreign
Equities	1,019	24
CIV	40	-
Debt (Federal/ National Govt.)	308	-
Debt (Other Govt. bodies)	6	-
Debt (corporate)	534	14
Others	221	442
	2,128	480

- Value of Deposit (as on 31-Dec-17) (Total: 406,972.260)

Value of Deposit in USD (in millions i.e. '000,000)

Instrument Type	Domestic	Foreign
Equities	186,234.957	5,774.499
CIV	846.418	-
Debt (Federal/ National Govt.)	191,708.023	-
Debt (Other Govt. bodies)	6,178.797	-
Debt (corporate)	10,417.765	57.880
Others	5,218.052	535.870
	400,604.011	6368.248

- Settlement Instruction (During Calendar Year 2017)

Number of Instructions	9,555,000
Value Instructions in USD (in millions i.e. '000,000)	3,177,097.421

- Corporate Action Events (During Calendar Year 2017)

Number of Events handled by CSD	4,000
Value in USD (in millions i.e. '000,000)	9,800.573

## OTHER SERVICES

- Trade Repository Services
- Information Services
- National Numbering Agency Services
- Technological solutions
- Triparty Services
- Legal Entity Identifier (LEI) Services
- Valuation Services
- Cash Account and other Cash Services
- e-Voting Platform
- Crowdfunding Platform
- Funds Order Routing Platform
- None of the above
- Others (Please specify): ARM services, administration of the Investor Compensation Scheme, administration of the Pension Guarantee Fund

## MOST IMPORTANT EVENTS DURING THE PAST YEAR

In 2017, in order to comply with the CSDR regulation (UE), KDPW implemented required organisational and technical changes and filed a CSDR license application to the Polish Financial Supervisory Authority in September 2017.

A DVP operational link from Clearstream Banking Luxembourg to KDPW was opened at the beginning of 2017.

Since the beginning of 2017 KDPW\_LEI issues LEI codes for Polish and foreign financial and non-financial counterparties.

A new system for intermediation in passing transaction reports to the Polish FSA, Approved Reporting Mechanism, described in the MFID II regulations, was launched in December 2017, when KDPW started to onboard new participants to the system.

In 2017, KDPW launched a pilot project to recognize a blockchain technology and prospects of its usage to deliver a new KDPW e-Voting service. The project has been continued and the production phase is planned.

A new service was launched in June 2017, making it possible for KDPW participants to deposit securities as a collateral towards other participants on a segregated, assigned securities account.

In September 2017 Polish Central Bank opened for KDPW a DCA (Dedicated Cash Account) in the TARGET2-NBP system, to enable the receipt of EUR payments related to operational links which KDPW has with Eurozone CSDs.

In November 2017 KDPW introduced basic Settlement and Reconciliation messages in ISO20022 standard, to be used by participants parallelly to proprietary KDPW xml messages and SWIFT ISO15022 messages.

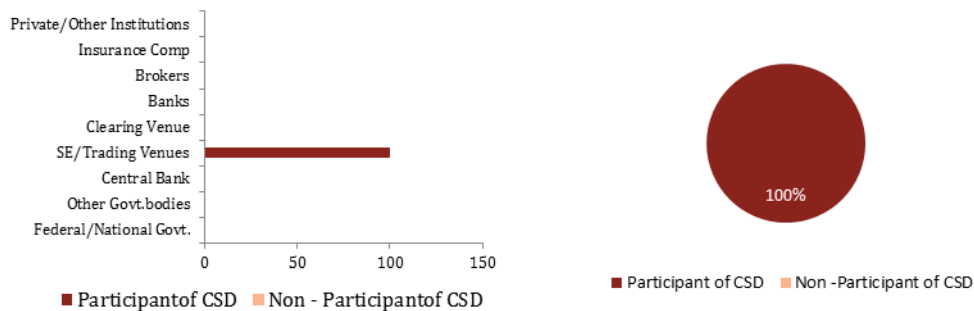
## ❑ BASIC INFORMATION

- **Regional Association** : ACSDA
- **Local Currency** : Canadian Dollar (CAD)
- **Conversion rate into USD** : 1 USD = 1.260 CAD (31-Dec-17)

## ❑ OWNERSHIP (AS ON 31-Dec-17)

- CSD is owned or controlled by holding company that also owns other FMIs.

### - Shareholding Pattern (in %)



- Shares of CSD or holding company are publicly traded.

## ❑ MARKET STRUCTURE

- **Principal Account structure** : Omnibus
- **Financial Instruments accepted for deposit and/or settlement**
  - Equities
  - Collective Investment Vehicles
  - Government Debt
  - Corporate Debt
  - Others
- **Financial Instruments held in**
  - Dematerialised form** : Equities, Collective Investment Vehicles, Government Debt, Corporate Debt and Others
  - Immobilised form** : -
- CSD or its group company does not have banking license
- CSD has DVP solution
- CSD uses central bank money for settlement

## ❑ FULL TIME EMPLOYEES : 179

**ANNUAL REVENUE**

	in USD (in thousand i.e. '000)	
	01-Jan-17 to 31-Dec-17	01-Jan-18 to 31-Dec-18
Revenue from Operations	65,000.000	68,901.587
Other Income	-	19.048
	65,000.000	68,920.635

**LINKS WITH OTHER CSDs**

- **CSD has links with other CSD**
  - o **Number of Links with other CSDs - 3**
    - Both inbound and outbound – 1(Only Direct)
    - Only Outbound – 2 (Only Direct)
  - o **Purpose of Links with other CSDs**
    - Both DVP and FOP – 1 (Only Direct)
    - Only FOP – 2 (Only Direct)

**STATISTICS & VOLUME**

- **Number of accounts held by CSD (as on 31-Dec-17)**

Beneficial Owner Accounts	-
Omnibus Accounts	100
- **Number of Participants (as on 31-Dec-17) (Total: 100)**

Domestic Participants	91
Non-Domestic Participants	9
- **Type of Participants**
  - o **Domestic**  
Custodian, Non Custodian Banks, Brokers and Others
  - o **Non Domestic**  
Brokers and Others

Instrument Type	Distinct Eligible Issue	
	Domestic	Foreign
Equities	40,000	-
CIV	-	-
Debt (Federal/ National Govt.)	23,000	-
Debt (Other Govt. bodies)	-	-
Debt (corporate)	27,000	-
Others	-	-
	90,000	-



- **Value of Deposit (as on 31-Dec-17)** (Total: 4,290,476.190)

**Value of Deposit in USD (in millions i.e. '000,000)**

Instrument Type	Domestic	Foreign
Equities	2,346,031.746	-
CIV	-	-
Debt (Federal/ National Govt.)	1,944,444.444	-
Debt (Other Govt. bodies)	-	-
Debt (corporate)	-	-
Others	-	-
	4,290,476.190	-

- **Settlement Instruction (During Calendar Year 2017)**

Number of Instructions -

Value Instructions in USD (in millions i.e. '000,000) -

- **Corporate Action Events (During Calendar Year 2017)**

Number of Events handled by CSD 29,000

Value in USD (in millions i.e. '000,000) 216,666.667

#### **OTHER SERVICES**

- Trade Repository Services
- Information Services
- National Numbering Agency Services
- Technological solutions
- Triparty Services
- Legal Entity Identifier (LEI) Services
- Valuation Services
- Cash Account and other Cash Services
- e-Voting Platform
- Crowdfunding Platform
- Funds Order Routing Platform
- None of the above
- Others (Please specify):

#### **MOST IMPORTANT EVENTS DURING THE PAST YEAR**

**Efficiency:** In September 2017, CDS Clearing announced the successful transition to a two day securities settlement cycle (T+2) from the previous three day cycle (T+3). The move provides significant benefits to CDS's client base by enabling participants better to mitigate counterparty, market, and liquidity risks by reducing both outstanding settlements and the associated replacement cost risks.

**Innovation:** Our technology modernization program accelerated throughout 2017 and, working with our strategic partner Tata Consulting Services, we are nearing completion of the initial phase of what is a multi-year initiative.

International Operations: CDS is continuously working to strengthen existing relationships with our global partners and to pursue new relationships and linkages around the world. We are excited about the potential benefits we can derive from our relationship with the Shanghai Clearinghouse, as we work to facilitate access to the Chinese inter-bank bond markets. We hope to launch services later in 2018.

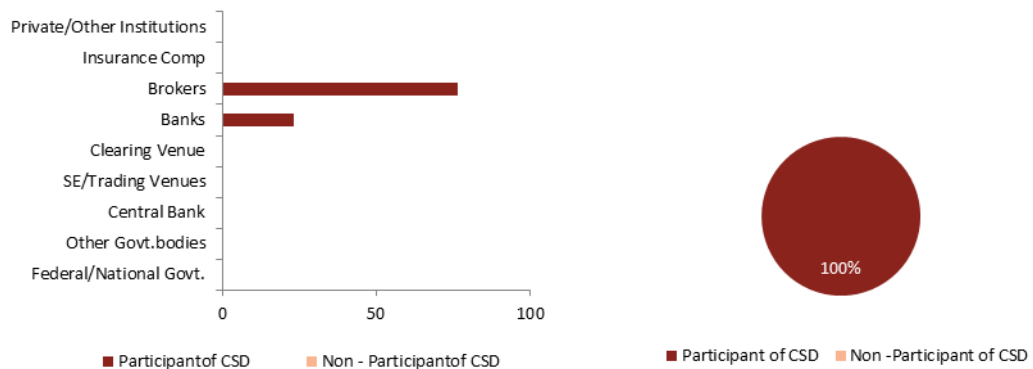
## ❑ BASIC INFORMATION

- **Regional Association :** AMEDA
- **Local Currency :** Tunisian Dinar (TND)
- **Conversion rate into USD :** 1 USD = 2.460 TND (31-Dec-17)

## ❑ OWNERSHIP (AS ON 31-Dec-17)

- **CSD is not a part of group of infrastructure of stock exchange, central bank or holding company that owns other FMI.** The CSD is an independant infrastructure.

### - Shareholding Pattern (in %)



- **Shares of CSD or holding company are not traded publicly.**

## ❑ MARKET STRUCTURE

- **Principal Account structure :** Omnibus
- **Financial Instruments accepted for deposit and/or settlement**
  - Equities
  - Collective Investment Vehicles
  - Government Debt
  - Corporate Debt
  - Others
- **Financial Instruments held in**
  - Dematerialised form** Equities, Government Debt, Corporate Debt and Others
  - Immobilised form** -
- **CSD or its group company does not have banking license**
- **CSD has DVP solution**
- **CSD uses central bank money for settlement**

## ❑ FULL TIME EMPLOYEES : 27

## ANNUAL REVENUE

	in USD (in thousand i.e. '000)	
	01-Jan-16 to 31-Dec-16	01-Jan-17 to 31-Dec-17
Revenue from Operations	1,422.760	1,463.415
Other Income	284.550	325.203
	1,707.320	1,788.618

## LINKS WITH OTHER CSDs

- CSD does not have links with other CSD

## STATISTICS & VOLUME

- Number of accounts held by CSD (as on 31-Dec-17)

Beneficial Owner Accounts	-
Omnibus Accounts	10,962

- Number of Participants (as on 31-Dec-17) (Total: 129)

Domestic Participants	129
Non-Domestic Participants	-

- Type of Participants

- o Domestic
  - Custodian and Others
- o Non Domestic

- Number of eligible issues (as on 31-Dec-17) (Total: 581)

Instrument Type	Distinct Eligible Issue	
	Domestic	Foreign
Equities	85	-
CIV	-	-
Debt (Federal/ National Govt.)	35	-
Debt (Other Govt. bodies)	-	-
Debt (corporate)	238	-
Others	223	-
	581	-

- Value of Deposit (as on 31-Dec-17) (Total: 15.650)

Instrument Type	Value of Deposit in USD (in millions i.e. '000,000)	
	Domestic	Foreign
Equities	9.024	-
CIV	-	-
Debt (Federal/ National Govt.)	5.488	-
Debt (Other Govt. bodies)	-	-
Debt (corporate)	1.138	-
Others	-	-
	15.650	-

<b>- Settlement Instruction (During Calendar Year 2017)</b>	
<b>Number of Instructions</b>	500,000
<b>Value Instructions in USD (in millions i.e. '000,000)</b>	3.541
<b>- Corporate Action Events (During Calendar Year 2017)</b>	
<b>Number of Events handled by CSD</b>	514
<b>Value in USD (in millions i.e. '000,000)</b>	1.091

## ❑ OTHER SERVICES

- Trade Repository Services
- Information Services
- National Numbering Agency Services
- Technological solutions
- Triparty Services
- Legal Entity Identifier (LEI) Services
- Valuation Services
- Cash Account and other Cash Services
- e-Voting Platform
- Crowdfunding Platform
- Funds Order Routing Platform
- None of the above
- Others (Please specify): Registrar

## ❑ MOST IMPORTANT EVENTS DURING THE PAST YEAR

Start of CSD modernization project materialized by the implementation of a new CSD system which go-live is expected for Q1-2020. The project includes amongst other components:

- Recast of the regulatory framework ;
- Implementation of a Business Continuity Plan ;
- Establishment of a risk management policy ;
- Assessment against PFMI (2012)

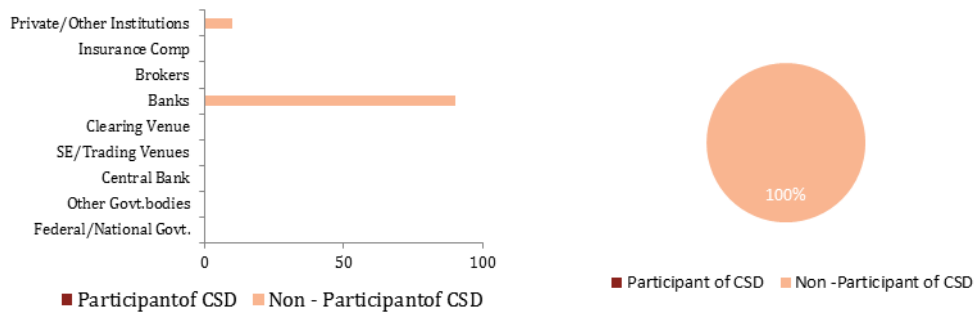
**❑ BASIC INFORMATION**

- **Regional Association :** ECSDA
- **Local Currency :** Norwegian Krone (NOK)
- **Conversion rate into USD :** 1 USD = 8.210 NOK (31-Dec-17)

**❑ OWNERSHIP (AS ON 31-Dec-17)**

- **CSD is owned or controlled by holding company that also owns other FMIs.**

- **Shareholding Pattern (in %)**



- **Shares of CSD or holding company are publicly traded.**

**❑ MARKET STRUCTURE**

- **Principal Account structure :** Both Beneficial Owner and Omnibus
- **Financial Instruments accepted for deposit and/or settlement**
  - Equities
  - Collective Investment Vehicles
  - Government Debt
  - Corporate Debt
  - Others
- **Financial Instruments held in**
  - Dematerialised form** Equities, Collective Investment Vehicles, Government Debt, Corporate Debt and Others
  - Immobilised form** -
- **CSD or its group company does not have banking license**
- **CSD has DVP solution**
- **CSD uses central bank money for settlement**

**❑ FULL TIME EMPLOYEES : 100**

❑ ANNUAL REVENUE

	in USD (in thousand i.e. '000)	
	01-Jan-16 to 31-Dec-16	01-Jan-17 to 31-Dec-17
Revenue from Operations	52,049.940	56,378.806
Other Income	186.360	190.012
	52,236.300	56,571.255

❑ LINKS WITH OTHER CSDs

- CSD has links with other CSD
  - Number of Links with other CSDs - 8
    - Only Outbound – 8 (Only Indirect)
  - Purpose of Links with other CSDs
    - Only FOP – 8 (Only Indirect)

❑ STATISTICS & VOLUME

- Number of accounts held by CSD (as on 31-Dec-17)
 

Beneficial Owner Accounts	860,692
Omnibus Accounts	7,006
- Number of Participants (as on 31-Dec-17) (Total: 36)
 

Domestic Participants	28
Non-Domestic Participants	8
- Type of Participants
  - Domestic
  - 
  - Non Domestic
  -
- Number of eligible issues (as on 31-Dec-17) (Total: 6,795)

Instrument Type	Distinct Eligible Issue	
	Domestic	Foreign
Equities	1,180	97
CIV	357	462
Debt (Federal/ National Govt.)	618	-
Debt (Other Govt. bodies)	235	-
Debt (corporate)	2,079	481
Others	439	847
	4,908	1,887



- Value of Deposit (as on 31-Dec-17) (Total: 678,713.764)

Value of Deposit in USD (in millions i.e. '000,000)

Instrument Type	Domestic	Foreign
Equities	-	-
CIV	-	-
Debt (Federal/ National Govt.)	-	-
Debt (Other Govt. bodies)	-	-
Debt (corporate)	-	-
Others	-	-

- Settlement Instruction (During Calendar Year 2017)

Number of Instructions 13,209,896  
Value Instructions in USD (in millions i.e. '000,000) 48,863,850.548

- Corporate Action Events (During Calendar Year 2017)

Number of Events handled by CSD 13,495  
Value in USD (in millions i.e. '000,000) -

#### OTHER SERVICES

- Trade Repository Services
- Information Services
- National Numbering Agency Services
- Technological solutions
- Triparty Services
- Legal Entity Identifier (LEI) Services
- Valuation Services
- Cash Account and other Cash Services
- e-Voting Platform
- Crowdfunding Platform
- Funds Order Routing Platform
- None of the above
- Others (Please specify):

#### MOST IMPORTANT EVENTS DURING THE PAST YEAR

-



## ❑ BASIC INFORMATION

- **Regional Association** : ACG
- **Local Currency** : Vietnamese Dong (VND)
- **Conversion rate into USD** : 1 USD = 22710.580 VND (31-Dec-17)

## ❑ OWNERSHIP (AS ON 31-Dec-17)

- **CSD is not a part of group of infrastructure of stock exchange, central bank or holding company that owns other FMI.** VSD is a wholly state-owned limited liability company.
- **Shares of CSD or holding company are not traded publicly.**

## ❑ MARKET STRUCTURE

- **Principal Account structure** : -
- **Financial Instruments accepted for deposit and/or settlement**
  - Equities
  - Collective Investment Vehicles
  - Government Debt
  - Corporate Debt
  - Others
- **Financial Instruments held in**
  - Dematerialised form** Equities, Collective Investment Vehicles, Government Debt, Corporate Debt and Others
  - Immobilised form** -
- **CSD or its group company does not have banking license**
- **CSD has DVP solution**
- **CSD uses both commercial bank money and central bank money for settlement**

## ❑ FULL TIME EMPLOYEES : 166

## ❑ ANNUAL REVENUE

	in USD (in thousand i.e. '000)	
	01-Jan-16 to 31-Dec-16	01-Jan-17 to 31-Dec-17
<b>Revenue from Operations</b>	17,638.740	25,359.502
<b>Other Income</b>	-	-
	17,638.740	25,359.502

## ❑ LINKS WITH OTHER CSDs

- **CSD does not have links with other CSD**



## STATISTICS & VOLUME

### - Number of accounts held by CSD (as on 31-Dec-17)

Beneficial Owner Accounts	-
Omnibus Accounts	-

### - Number of Participants (as on 31-Dec-17) (Total: 92)

Domestic Participants	85
Non-Domestic Participants	7

### - Type of Participants

<b>Domestic</b>
Custodian and Brokers
<b>Non Domestic</b>
Custodian

### - Number of eligible issues (as on 31-Dec-17) (Total: -)

Instrument Type	Distinct Eligible Issue	
	Domestic	Foreign
Equities	-	-
CIV	-	-
Debt (Federal/ National Govt.)	-	-
Debt (Other Govt. bodies)	-	-
Debt (corporate)	-	-
Others	-	-
	-	-

### - Value of Deposit (as on 31-Dec-17) (Total: 71,966.379)

Instrument Type	Value of Deposit in USD (in millions i.e. '000,000)	
	Domestic	Foreign
Equities	24,573.568	-
CIV	83.661	-
Debt (Federal/ National Govt.)	44,036.744	-
Debt (Other Govt. bodies)	-	-
Debt (corporate)	572.420	-
Others	2,700.000	-
	71,966.394	-

### - Settlement Instruction (During Calendar Year 2017)

Number of Instructions	-
Value Instructions in USD (in millions i.e. '000,000)	-

### - Corporate Action Events (During Calendar Year 2017)

Number of Events handled by CSD	-
Value in USD (in millions i.e. '000,000)	-



## OTHER SERVICES

- Trade Repository Services
- Information Services
- National Numbering Agency Services
- Technological solutions
- Triparty Services
- Legal Entity Identifier (LEI) Services
- Valuation Services
- Cash Account and other Cash Services
- e-Voting Platform
- Crowdfunding Platform
- Funds Order Routing Platform
- None of the above
- Others (Please specify): - Securities Registration; - Depository Services (Securities depository, Securities withdrawal, Transfer of securities, Pledge and pledge release); - Corporate Action processing services (payment of bond interest and principle, and cash dividend; proces

## MOST IMPORTANT EVENTS DURING THE PAST YEAR

- Successfully implementing the clearing and settlement for derivatives transactions from 10/08/2017
- Successfully implementing cash payment for government bond transactions via State Bank of Vietnam from 01/08/2017
- Providing post-trade services for auctioned securities of equitized enterprises
- Launching the service of lending and borrowing bonds for sale and allowing investors to sell the government bonds received from executed purchase to their accounts on the trading day

### Some business operation statistics

- Registered/deposited securities as of 31st December 2017

Sr. No.	Type of securities	Centrally registered	Deposited	
		Number (million securities)	Number (million securities)	Face value (million VND)
1	Listed shares	72,879	47,431	474,310,000
2	UPCOM shares	24,785	6,440	64,400,000
3	DCCNY shares	9,001	1,937	19,370,000
4	Fund certificates	200	190	1,900,000
5	Government bonds/Government-guaranteed bonds	10,001	10,001	1,000,100,000
6	Foreign-currency denominated bonds*	27	27	
7	Corporate bonds	178	130	13,000,000

\*Face value: 2,700 million USD



- Clearing and settlement of securities transactions:
  - Clearing and settlement of transactions on the underlying securities market: in 2017, the settlement value of securities transactions via VSD reached more than 3,521,102 billion VND
  - Clearing and settlement of transactions on the derivatives market: The total settlement value of position profit and loss in 2017 was 447 billion VND
- 2017 Corporate entitlement processing

Sr. No.	Type of entitlement	Unit	Quantity/Value
1	Voting right	Batch	2,182
2	Right issue	Batch	60
	Number of shares subscribed through VSD	Share	932,520,089
3	Payment of stock dividend	Batch	100
	Number of shares allocated through VSD	Share	969,134,118
4	Bonus share	Batch	56
	Number of shares allocated through VSD	Share	1,377,503,332
5	Payment of cash dividend	Batch	1,054
	Payment value via VSD	VND	35,577,940,479,389
6	Payment of interest/principal for Government bonds/Government-guaranteed bonds	Batch	616
	Payment value via VSD	VND	206,328,675,564,145
7	Payment of interest/principal for foreign-currency denominated bonds	Batch	4
	Payment value via VSD	USD	118,600,000
8	Corporate entitlements for treasury bills	Batch	-
	Payment value via VSD	VND	-
9	Share conversion	Batch	-
	Number of shares converted through VSD	Share	-
10	Bond conversion	Batch	-
	Number of shares converted through VSD	Share	-

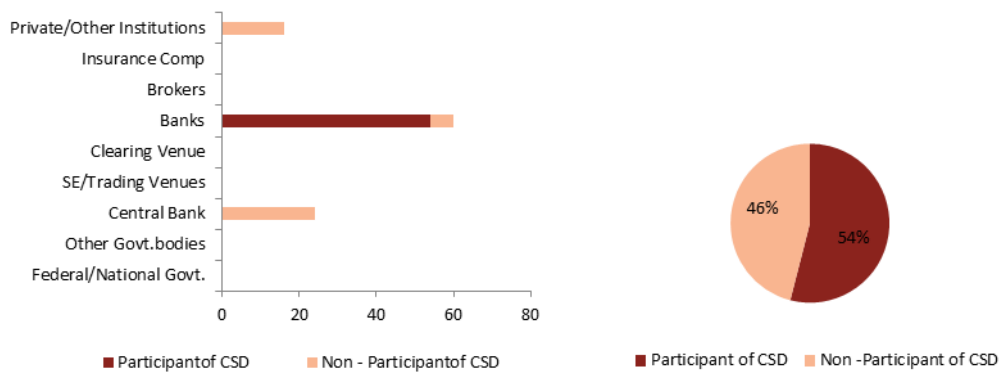
**❑ BASIC INFORMATION**

- **Regional Association :** ECSDA
- **Local Currency :** Danish Krone (DKK)
- **Conversion rate into USD :** 1 USD = 6.210 DKK (31-Dec-17)

**❑ OWNERSHIP (AS ON 31-Dec-17)**

- **CSD is not a part of group of infrastructure of stock exchange, central bank or holding company that owns other FMI.**

- **Shareholding Pattern (in %)**



- **Shares of CSD or holding company are not traded publicly.**

**❑ MARKET STRUCTURE**

- **Principal Account structure :** Beneficial Owner (Omnibus Accounts can also be opened)

- **Financial Instruments accepted for deposit and/or settlement**

- Equities
- Collective Investment Vehicles
- Government Debt
- Corporate Debt
- Others

- **Financial Instruments held in**

**Dematerialised form** Equities, Collective Investment Vehicles, Government Debt , Corporate Debt and Others

**Immobilised form** -

- **CSD or its group company does not have banking license**

- **CSD has DVP solution**

- **CSD uses central bank money for settlement**

❑ **FULL TIME EMPLOYEES : 180**

❑ **ANNUAL REVENUE**

in USD (in thousand i.e. '000)

	01-Jan-16 to 31-Dec-16	01-Jan-17 to 31-Dec-17
Revenue from Operations	25,813.690	25,875.040
Other Income	-	-
	25,813.690	25,875.040

❑ **LINKS WITH OTHER CSDs**

- **CSD has links with other CSD**
  - **Number of Links with other CSDs - 10**
    - Only Inbound – 9 (Both Direct and Indirect)
    - Only Outbound – 1 (Only Direct)
  - **Purpose of Links with other CSDs**
    - Only DVP – 9 (Both Direct and Indirect)
    - Only FOP – 1 (Only Direct)

❑ **STATISTICS & VOLUME**

- **Number of accounts held by CSD (as on 31-Dec-17)**

Beneficial Owner Accounts	3,000,000
Omnibus Accounts	1,500
- **Number of Participants (as on 31-Dec-17) (Total: 350)**

Domestic Participants	286
Non-Domestic Participants	64
- **Type of Participants**
  - **Domestic**  
Custodian, Brokers and Asset Managers
  - **Non Domestic**  
Custodian and Brokers
- **Number of eligible issues (as on 31-Dec-17) (Total: 5,011)**

Instrument Type	Distinct Eligible Issue	
	Domestic	Foreign
Equities	403	21
CIV	1,083	74
Debt (Federal/ National Govt.)	18	5
Debt (Other Govt. bodies)	50	-
Debt (corporate)	1,958	69
Others	112	1,218
	3,624	1,387



- **Value of Deposit (as on 31-Dec-17)** (Total: 1,329,581.804)

**Value of Deposit in USD (in millions i.e. '000,000)**

<b>Instrument Type</b>	<b>Domestic</b>	<b>Foreign</b>
<b>Equities</b>	447,209.984	7,892.271
<b>CIV</b>	241,183.253	4,006.924
<b>Debt (Federal/ National Govt.)</b>	127,371.659	668.599
<b>Debt (Other Govt. bodies)</b>	6,361.031	-
<b>Debt (corporate)</b>	470,294.847	900.805
<b>Others</b>	2,417.391	21,275.040
	1,294,838.164	34,743.639

- **Settlement Instruction (During Calendar Year 2017)**

**Number of Instructions** 16,800,000  
**Value Instructions in USD (in millions i.e. '000,000)** 6,571,336.554

- **Corporate Action Events (During Calendar Year 2017)**

**Number of Events handled by CSD** 408  
**Value in USD (in millions i.e. '000,000)** 299.678

**OTHER SERVICES**

- Trade Repository Services
- Information Services
- National Numbering Agency Services
- Technological solutions
- Triparty Services
- Legal Entity Identifier (LEI) Services
- Valuation Services
- Cash Account and other Cash Services
- e-Voting Platform
- Crowdfunding Platform
- Funds Order Routing Platform
- None of the above
- Others (Please specify):

**MOST IMPORTANT EVENTS DURING THE PAST YEAR**

- Getting the CSDR License
- Going live on T2S with DKK

## DEFINITIONS & ABBREVIATIONS

- **Beneficial Owner:** An account structure where securities are held at the level of the individual end-investor.
- **Cash Account and other Cash Services:** CSD provides Cash account maintenance and FX services.
- **Funds Order Routing Platform:** CSD provides platform to investors to place their order of subscription, redemption, and other type of orders for funds
- **Collective Investments Vehicles (CIV) (i.e. Funds):** Securities representing a portion of assets pooled by investors run by a management company whose share capital remains separate from such assets and includes issues of shares or units in the form of a unit trust, mutual fund, OICVM, OPCVM, SICAV, SICAF, and so on. Collective Investment Vehicles include the following: (a) Standard Investment Funds/Mutual Funds, (b) Hedge Funds, (c) Real Estate Investment Trust (REIT), (d) Exchange Traded Funds (ETF), (e) Pension Funds, (f) Funds of Funds, and (g) Private Equity Funds.
- **Corporate Action Events:** Corporate action events which either result into debit or credit of securities in the accounts maintained by CSD or cash entitlement processed by CSD to credit the account of Client in case of beneficial owner account or participant in case of omnibus account.
- **Crowdfunding Platform:** CSD provides infrastructure for crowdfunding market and supports the development of the crowdfunding market, by providing services to issuers, investors, intermediaries, and supervisory authorities through crowdfunding platform. Crowdfunding platforms facilitate issuers and investors to check issuance or investment limits, and members of the general public interested in crowdfunding to access related information and statistical data.

## DEFINITIONS & ABBREVIATIONS

- **Debt:** Financial instruments evidencing monies owed by the issuer to the holder on terms as specified. Debt includes the following: (a) Bonds (b) Convertible Bonds (c) Bonds with Warrants Attached, (d) Medium-Terms Notes, (e) Money Market Instruments, (f) Structured Instruments (capital protection), (g) Structured Instruments (without capital protection), (h) Mortgage-Backed Securities, (i) Asset-Backed Securities, (j) Municipal Bonds, and (k) Depository Receipts on Debt Instruments.
- **Dematerialised form of securities:** ‘Dematerialised form’ means that the financial instruments exist in the records of the CSD. The issue is usually documented by a record maintained by the issuer or a CSD or some other intermediary. The securities issued are credited to securities accounts.
- **Equities:** Financial instruments represent an ownership interest in an entity or pool of assets. Equities include the following: (a) Common/ordinary shares, (b) Preferred/preference shares, (c) Common/ordinary convertible shares, (d) Preferred/preference convertible shares, (e) Limited partnership units, (f) Depository receipts on equities, and (g) Structured instruments (participation).
- **e-Voting Platform:** CSD provides an e-Voting Platform to the issuers.
- **Full-Time Employees:** Employees who are on the payroll of the CSD or directly attributable to the CSD in another (group) legal entity. Part-time employees should also be counted as full-time employee numbers by converting them into full-time equivalents (*e.g. two employees working part-time for a half day each should be considered as one employee*).

## DEFINITIONS & ABBREVIATIONS

- **Immobilised Form of Securities:** Immobilisation involves concentrating the holding of securities in a CSD. The deposit of securities may be done in the form of individual certificates, a combined certificate, known as a global or jumbo note/certificate which represents all or part of the securities of a particular issue, or a letter by the issuer evidencing entrustment of a certain quantity of securities of a specific type. Transfers of immobilised securities thus can take place by electronic book-entries by intermediaries and do not require actual movement of certificates.

Immobilisation is hence the act of concentrating the holding of securities certificates with a depository to allow the crediting of an equal amount of securities to securities accounts and the transferability of such securities by way of book entry.

- **Information Services:** CSD collects securities, corporate actions, and issuers and registrars information from different sources and distributes it in a customised and structured way via online database and/or via the website.
- **Legal Entity Identifier (LEI) Services:** CSD assigning Legal Entity Identification (LEI) codes.
- **National Numbering Agency Services:** CSD is authorised to allocate the ISIN, CFI and other international codes.
- **Omnibus:**
  - Omnibus Account Structure: Securities for more than one client are comingled within the account(s) of Intermediaries.
  - Segregated Omnibus Account Structure: An omnibus account allowing for segregation of individual CSD participant clients' assets.
- **Others instrument:** All other instruments that do not fit in Equities, Collective investments vehicles and Debt as defined above.
- **Other CSDs:** CSD that is incorporated in the same Jurisdiction as well as other jurisdictions.

## DEFINITIONS & ABBREVIATIONS

- **Participant:** Participants include any entity having signed an agreement of participation for operating accounts or for participation in the CSD settlement system. In a tiered system, custodian banks or other CSDs hold accounts with the CSD. In a non-tiered system, every private individual can have an account with the CSD. However, the accounts are operated by only a few companies that are the account operators. These are companies operating the accounts of (private) customers in non-tiered systems and are typically banks.

Participants do not include investors or issuers using the CSD's registration service or share transfer agents of issuers, or using CSD ancillary services that are not directly linked to their participation in the settlement system.

- **Domestic Participant:** Domestic Participants are those located (incorporated) in the same country as the CSD.
- **Non-Domestic Participant:** Non-Domestic Participants are those that are located (incorporated) in a different country than where the CSD is established.
- **Participant type:**
  - In case the same participant is a Custodian and also a Bank then mention the count under Custodian.
  - In case the same participant is Custodian and also a Broker then mention the count under Custodian.
  - In case the same participant is a Bank and also a Broker then mention the count under Bank.
- **Settlement Instructions:**
  - Number of delivery instructions from 1 January to 31 December.
  - This number covers all instructions to move securities between accounts.

## DEFINITIONS & ABBREVIATIONS

- For trades not cleared by a CCP: data related to delivery instructions is reported on a gross basis (without netting). For trades cleared by a CCP: data related to delivery instructions is reported on a post-netting basis.

### **Delivery instructions include:**

- Instructions to block (and un-block) securities for collateralisation purposes on a borrower's securities account with the CSD.
- Securities movements due to automatic securities lending or automatic collateralisation (including self-collateralisation).
- Delivery instructions to move securities from the participant's own account to his omnibus account and vice versa when there is segregation on a participant's account with the CSD.
- Delivery instructions related to the transfer of securities between two accounts of the same account operator in a non-tiered system.

### **Delivery instructions exclude:**

- Instructions related to securities movements due to corporate actions (restructuring the ownership of a company through e.g. a stock split or conversion), new issues, and redemptions.
- Instructions related to purely technical bookings such as realignment procedures.

### **For the number of delivery instructions:**

#### **In principle, only delivery instructions are counted.**

- An instruction to transfer two or more securities (ISIN or national codes) is counted as two (or more) instructions.
- If the CSD receives two instructions regarding the same trade (e.g. one from the seller and one from the buyer of the securities), only one instruction is reported (either the one of the seller or the one of the buyer, but not both of them). Further, when processing an instruction to transfer securities from a seller to a buyer requires two or more transfers, due to movement of

## DEFINITIONS & ABBREVIATIONS

securities from (i) a client to a clearing member, (ii) a clearing member to a CCP, (iii) a CCP to a clearing member and (iv) a clearing member to a client, only one transfer is to be reported, preferably, from a client to a clearing member.

- For transfers through a link between CSDs, only the issuer CSD reports. When the issuing CSD is not involved (e.g. transfers through the “bridge”), only the delivering CSD reports.
- **Technological solutions:** CSD provides access to EDI systems, SWIFT, and/or outsourcing of IT services.
- **Trade Repository Services:** CSD provides services for OTC transactions reporting by market participants due to applicable laws and regulations requirements.
- **Triparty Services:** CSD offers its clients collateral management services for OTC transactions such as REPO, securities lending and derivatives.
- **Value of Deposit:** Market price as on the last business day of the calendar year should be considered for valuation. In case of collective investment vehicles per unit net asset value (NAV) or if market price is available then market price should be considered. When market price / NAV as of last business day of the calendar year is not available, then the latest available price should be used. In case instrument for which market price is not available face value should be used.
- **Valuation Services:** CSD provides an automatic system to calculate market prices of financial instruments.

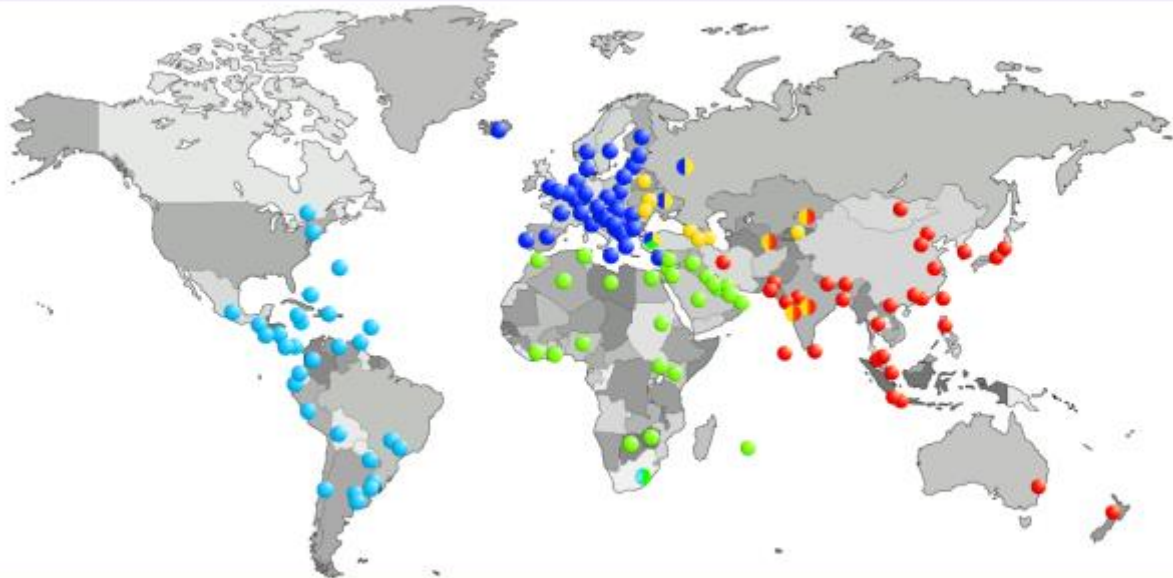




## The World Forum of CSD

- Asia – Pacific CSD Group (ACG) – [www.acgcsd.org](http://www.acgcsd.org)
- Americas' Central Securities Depositories Association (ACSDA) – [www.acsda.org](http://www.acsda.org)
- Association of Eurasian Central Securities Depositories (AECSD) – [www.aecsd.com](http://www.aecsd.com)
- Africa & Middle East Depositories Association (AMEDA) – [www.ameda.org.eg](http://www.ameda.org.eg)
- European Central Securities Depositories Association (ECSDA) – [www.ecsda.eu](http://www.ecsda.eu)

## World Forum of CSDs (WFC)



● ACG ● ACSDA ● AECSD ● AMEDA ● ECSDA

## The World CSD Fact Book Coordinator

National Securities Depository Limited - India

✉ [wfcfactbook@nsdl.co.in](mailto:wfcfactbook@nsdl.co.in)

☎ +91-22-2499 4200