



The Central Securities Depository & the Depository System of Belarus

*2019
resume*

Republican Unitary Enterprise

“Republican Central Securities Depository”:

was founded in 1995

is subordinate to the Ministry of Finance of Belarus

performs the functions of the central securities depository

is the settlement depository on the stock market.

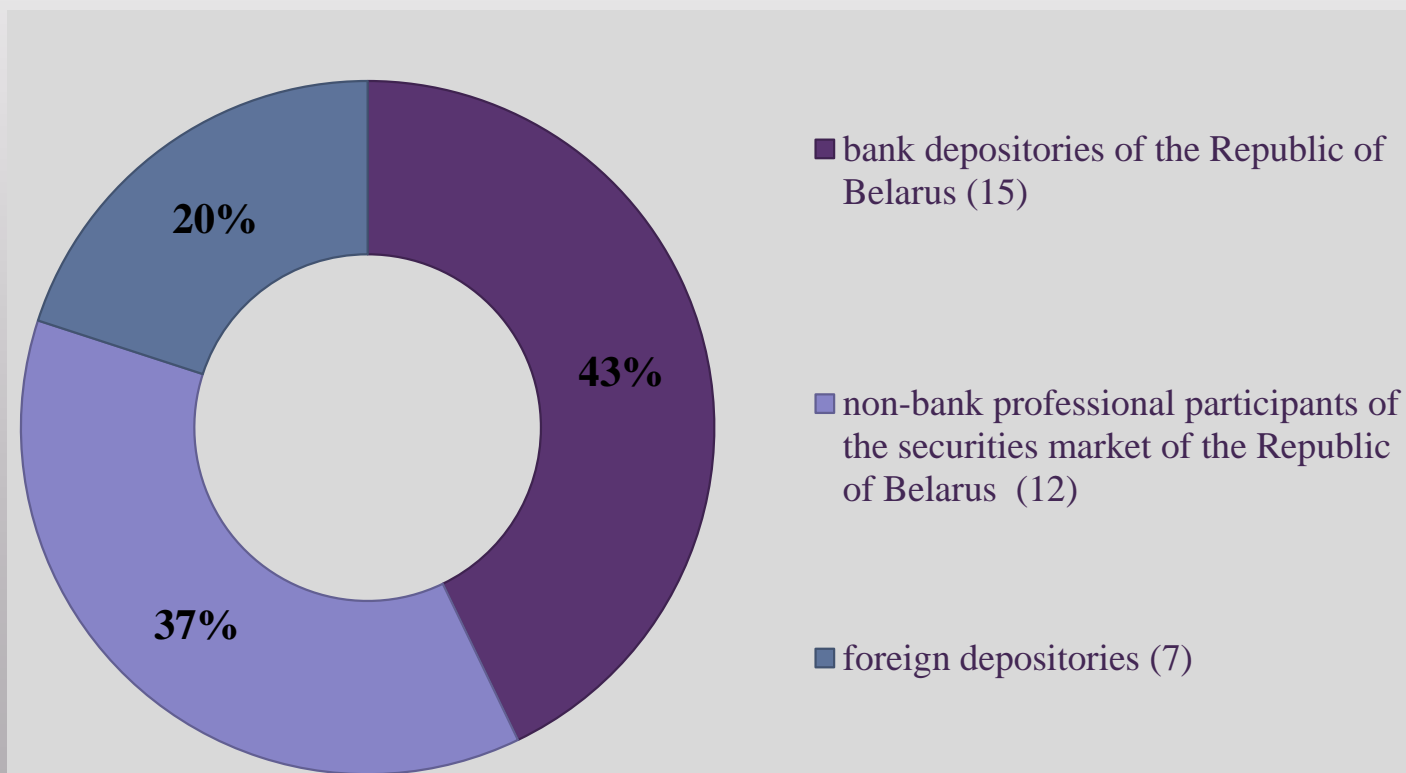
Key Functions of the CSD

- acceptance of the securities for the centralized custody, after their state registration
- control over the total number of securities in the depository system
- maintenance of unified reference books of the depository system
- keeping of correspondent depo accounts of the second-tier depositories
- transfer of the securities from/to the correspondent accounts
- collecting of the registries of the securities owners
- recording of rights on shares held in the property of the Republic of Belarus
- keeping of depo accounts of issuers and depositors
- assignment of national and international identification codes
- establishment of correspondent relations with non-resident depositories
- rendering of statutory information disclosure services on the securities market

Depository System of Belarus

There is a two-tier depository system in the Republic of Belarus, which includes the Central securities depository and the second-tier depositories that have established correspondent relations with the CSD

As of January 1, 2020 the CSD of Belarus has established correspondent relations with 34 depositories, including:



Foreign Depositories



The Republic of Azerbaijan, Baku
National Depository Center of the Republic of Azerbaijan



The Republic of Armenia, Yerevan
Central Depository of Armenia



The Republic of Kazakhstan, Almaty
Central Securities Depository



The Republic of Kyrgyzstan, Bishkek
Central Depository



Russian Federation, Moscow
National Settlement Depository



Russian Federation, Moscow
INFINITUM Asset Services



Ukraine, Kiev
National Depository of Ukraine

Rating of Depositories by the Number of the Serviced Issuers of Shares as of January 1, 2020

1.	Belarusbank	838
2.	Belagroprombank	627
3.	Agrokapital	326
4.	BPS-Sberbank	292
5.	Belinvestbank	192
6.	Mezhregionalny Depozitarno-Kliringovy Tsentr	179
7.	LIDERINVEST	144
8.	ESPAS	126
9.	Kapital-Aktiv	106
10.	Priorbank	105
11.	Aktsiya	93
12.	Bank BelVEB	81
13.	Trust-Zapad	78
14.	BMM-Trust	76
15.	MTBank	65
	Sovmedia	65
16.	Belgazprombank	51
17.	Technobank	41
18.	Kaskad-93-Invest	37
19.	Lacerta	31
20.	Gomelsky Regionalny Depozitarny Tsentr	27
21.	Bank Dabrabyt	24
22.	Alfa-Bank	17
23.	RDB-Bank	6
24.	Fransabank	5
25.	ABSOLUTBANK	4
26.	National Bank of the Republic of Belarus	2

Rating of Depositories by the Number of the Serviced Issuers of Bonds as of January 1, 2020

1.	Belarusbank	92
2.	Lacerta	31
3.	BPS-Sberbank	25
4.	MTBank	22
5.	Belinvestbank	14
6.	Technobank	13
7.	Bank BelVEB	10
8.	Priorbank	8
9.	Agrokapital	7
	Belagroprombank	7
	Belgazprombank	7
	LIDERINVEST	7
	Mezhregionalny Depozitarno-Kliringovy Tsentr	7
10.	Sovmedia	5
11.	Alfa-Bank	4
	BMM-Trust	4
	RDB-Bank	4
	Bank Dabrabyt	3
12.	Kapital-Aktiv	3
	Trust-Zapad	3
	Aktsiya	2
13.	ESPAS	2
	National Bank of the Republic of Belarus	2
	ABSOLUTBANK	1
14.	Gomelsky Regionalny Depozitarny Tsentr	1
	Fransabank	1

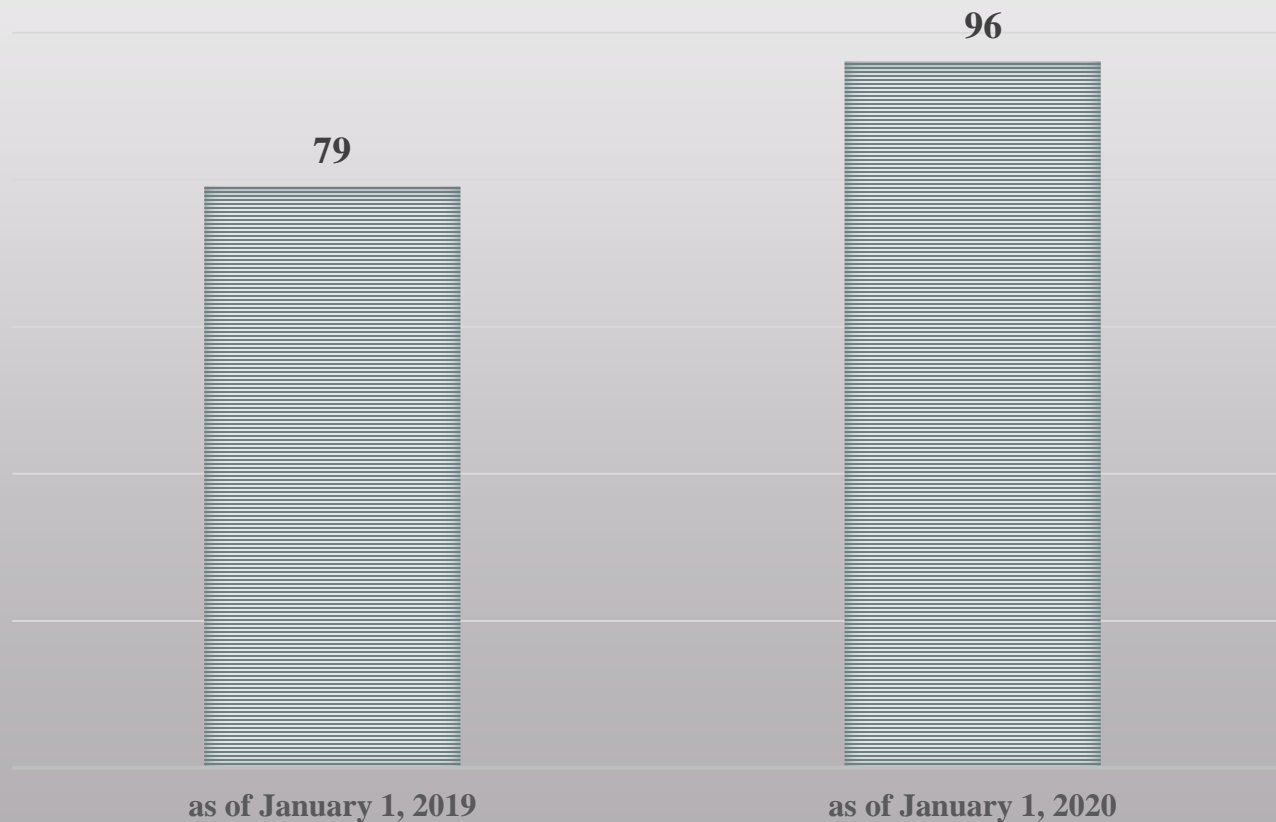
Rating of Depositories

by the Number of the Inter-Depository Securities Transfers for the Period from 01.01.2019 to 31.12.2019

1.	Belarusbank	1 587
2.	Belagroprombank	1 105
3.	National Bank of the Republic of Belarus	943
4.	Belinvestbank	791
5.	Priorbank	727
6.	LIDERINVEST	709
7.	BPS-Sberbank	659
8.	Sovmedia	609
9.	MTBank	601
10.	Belgazprombank	522
11.	Lacerta	361
12.	Bank BelVEB	360
13.	Technobank	330
14.	Mezhregionalny Depozitarno-Kliringovy Tsentr	307
15.	BMM-Trust	278
16.	Bank Dabrabyt	207
17.	Alfa-Bank	120
18.	MTG	114
19.	Agrokapital	113
20.	Trust-Zapad	69
21.	Kapital-Aktiv	66
22.	RDB-Bank	56
23.	ESPAS	46
24.	Aktsiya	38
25.	Kaskad-93-Invest	38
26.	ABSOLUTBANK	30
27.	Fransabank	16
28.	Gomelsky Regionalny Depozitarny Tsentr	15

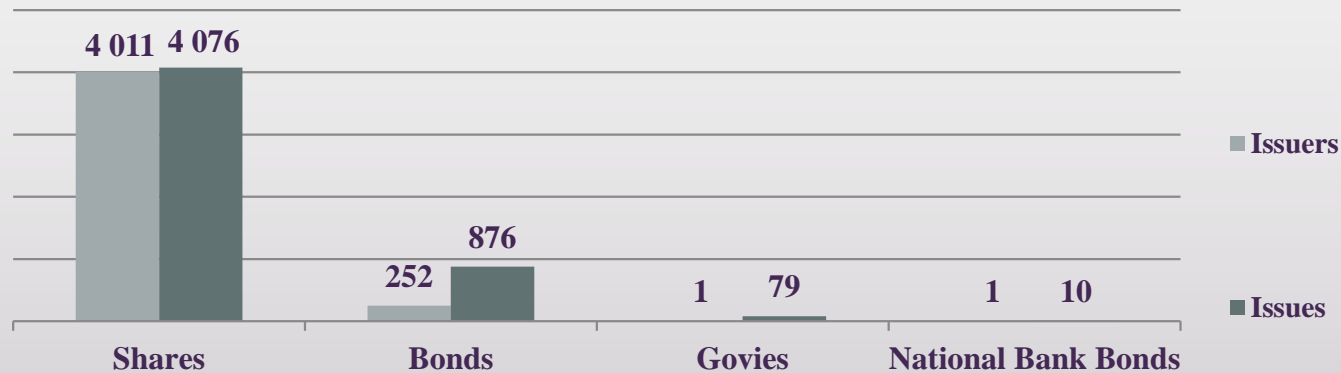
International Securities Codes

Since December 1, 2008, the CSD of Belarus acts as the National Numbering Agency in Belarus with the authority to assign international identification codes to securities issues of the Belarusian issuers



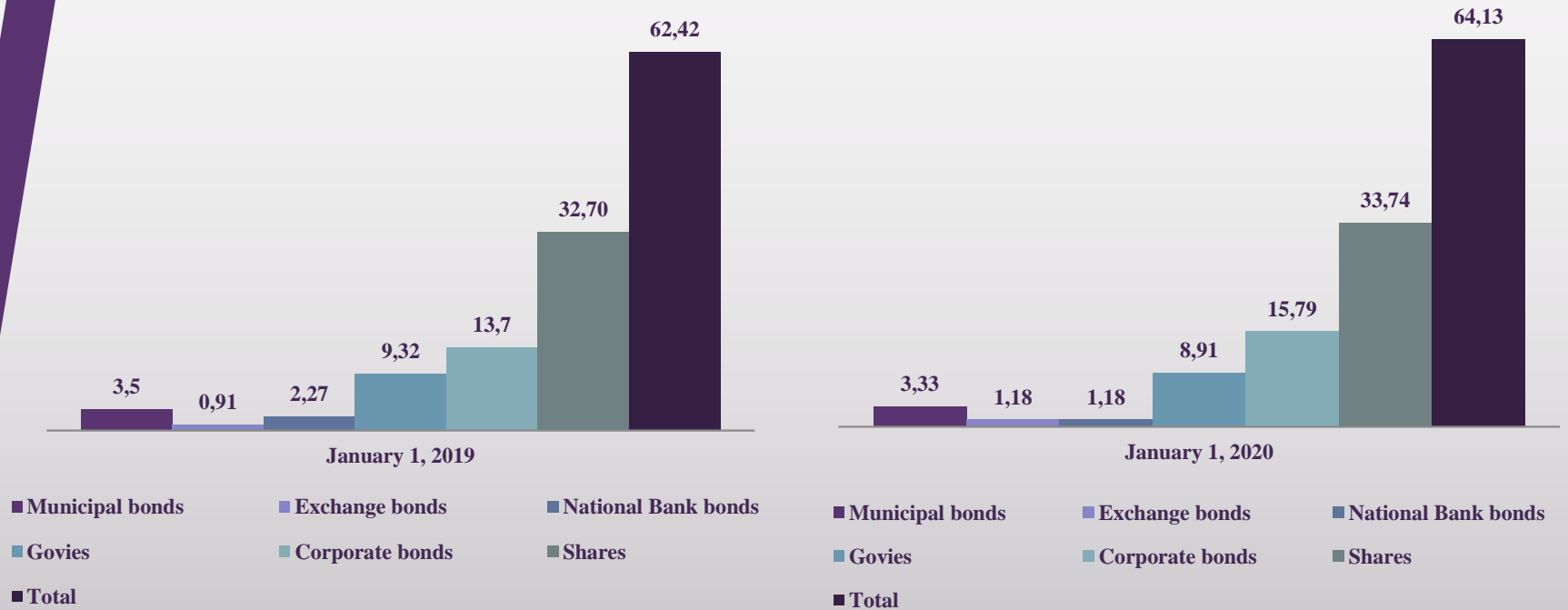
Number of Issuers and Securities Issues under the Centralized Custody

as of 01.01.2020



Type (group) of securities	Number of issuers, pcs		dynamics	Number of issues, pcs		dynamics
	as of 01.01.2019	as of 01.01.2020		as of 01.01.2019	as of 01.01.2020	
Bonds, incl.:	328	315	-4,0%	1 144	1 148	0,3%
Govies	1	1		81	79	-2,5%
National Bank Bonds	1	1		26	10	-61,5%
Municipal Bonds	67	52	-22,4%	179	150	-16,2%
Exchange Bonds	10	9	-10,0%	41	33	-19,5%
Corporate Bonds	249	252	1,2%	817	876	7,2%
Shares	4 107	4 011	-2,3%	4 174	4 076	-2,3%
Demat mortgages (pcs)				121	69	-43,0%

Volume of Securities in the Depository System, billion BYN



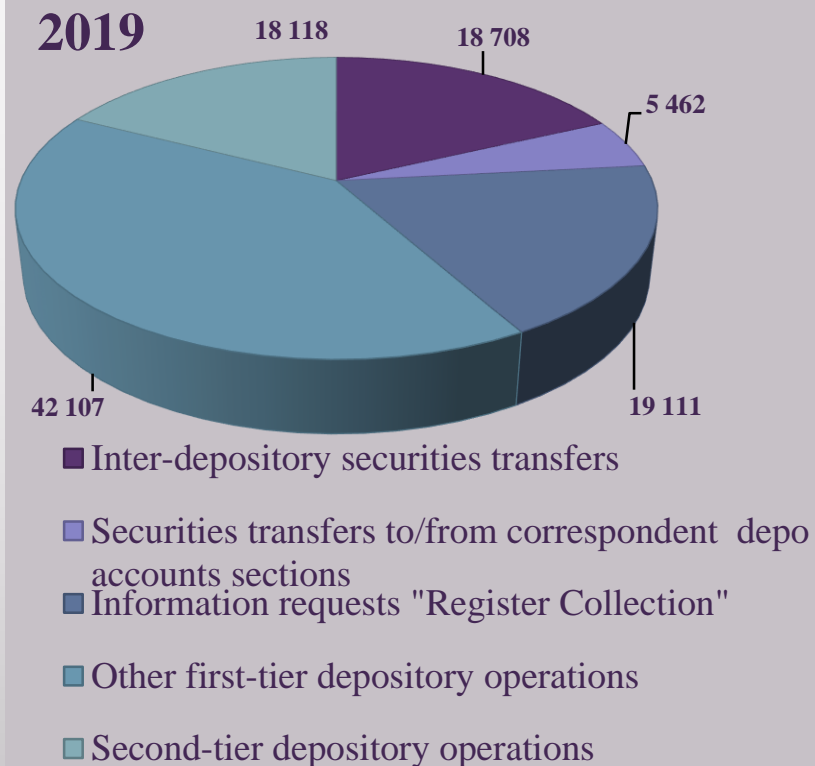
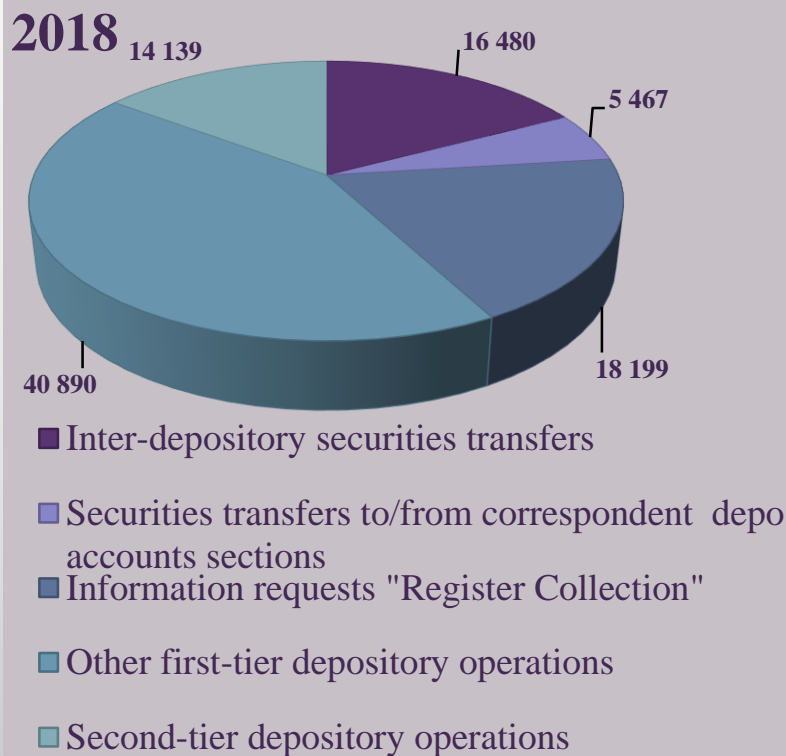
Type (group) of securities	compared to the same period of the previous year		dynamics
	as of 01.01.2019	as of 01.01.2020	
Bonds, incl.:	29,70	30,39	2,3%
Govies	9,32	8,91	-4,4%
National Bank Bonds	2,27	1,18	-48,0%
Municipal Bonds	3,50	3,33	-4,9%
Exchange Bonds	0,91	1,18	29,7%
Corporate Bonds	13,70	15,79	15,3%
Shares	32,70	33,74	3,2%

Volume of Securities in the Depository System, billion USD



Type (group) of securities	compared to the same period of the previous year		dynamics
	as of 01.01.2019	as of 01.01.2020	
Bonds, incl.:	13,74	14,42	4,9%
Govies	4,32	4,23	-2,1%
National Bank Bonds	1,05	0,56	-46,7%
Municipal Bonds	1,62	1,58	-2,5%
Exchange Bonds	0,42	0,56	33,3%
Corporate Bonds	6,34	7,49	18,1%
Shares	15,15	16,00	5,7%

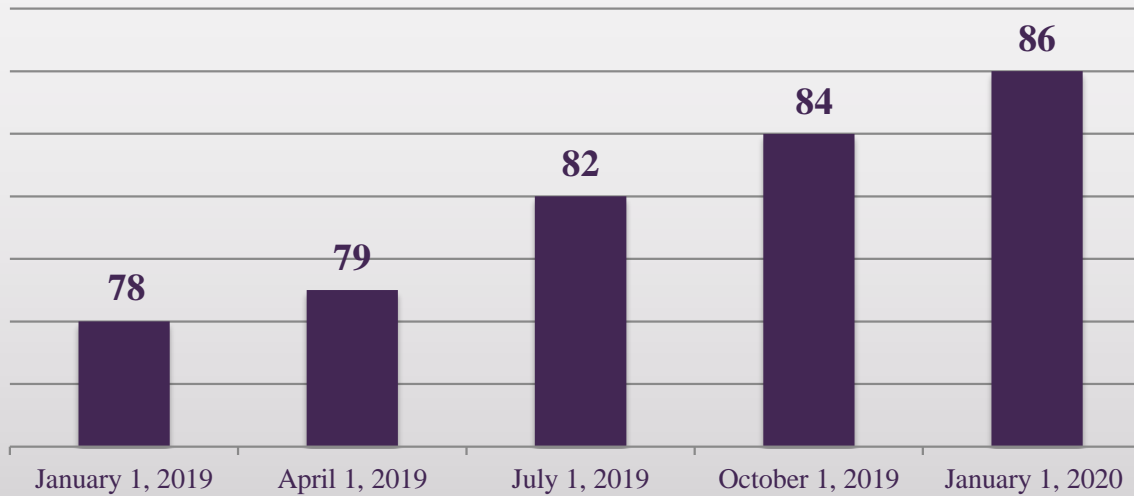
Number of Depository Operations, pcs



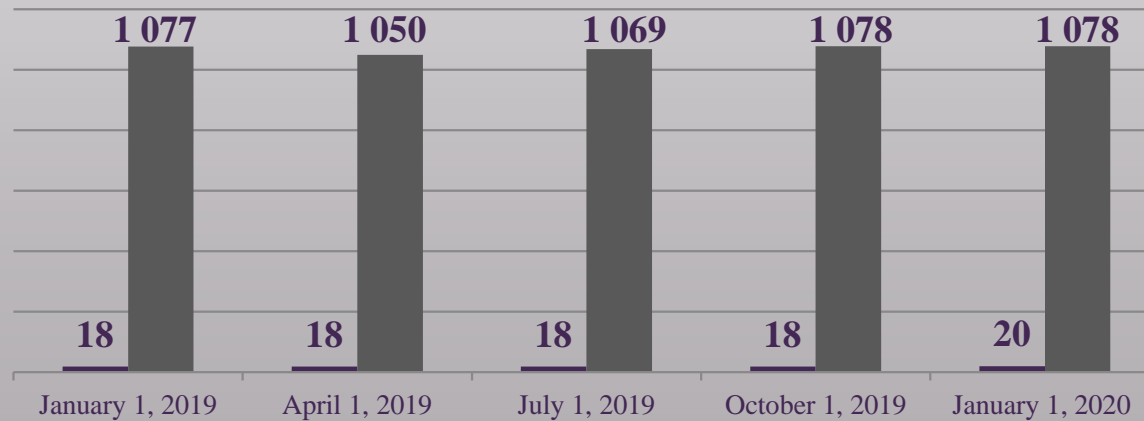
Type of operations	Number, pcs.		dynamics
	12 months, 2018	12 months, 2019	
Inter-depository securities transfers	16 480	18 708	13,5%
Securities transfers to/from correspondent depo accounts sections	5 467	5 462	-0,1%
Information requests "Register Collection"	18 199	19 111	5,0%
Other operations	40 890	42 107	2,98%
Central depository operations	14 139	18 118	28,14%
Total:	95 175	103 506	8,75%

CSD Activity

Number of the Serviced Issuers

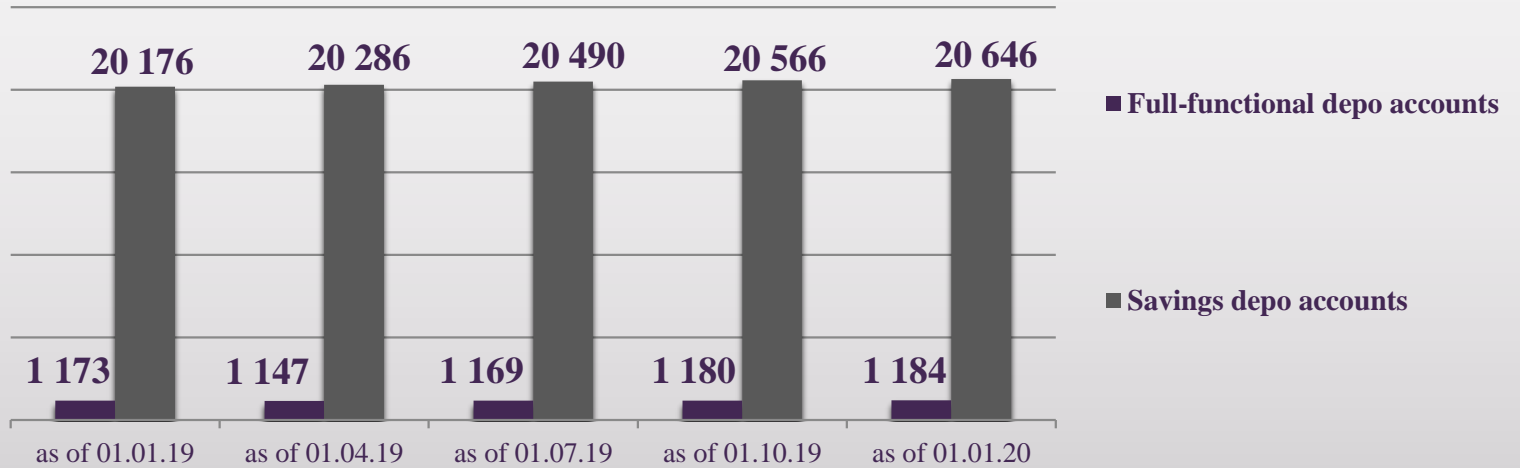


Number of the Serviced Depositors

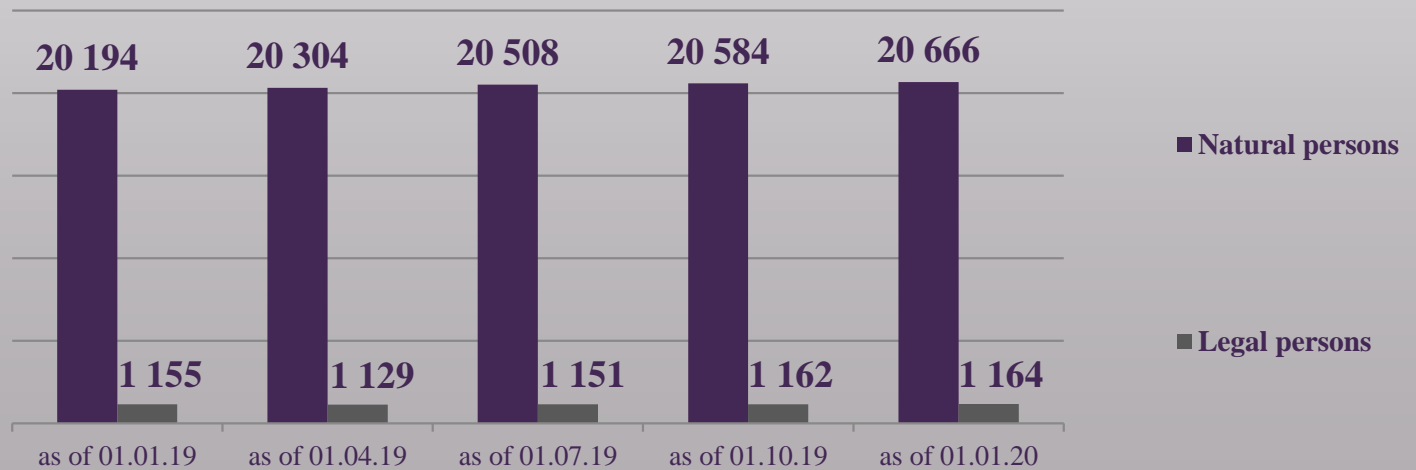


CSD Activity

Number of the Serviced Depo Accounts



Number of the Serviced Depo Accounts



CSD Activity

CSD Clients and Accounts			
	Number, pcs		dynamics
	as of 01.01.2019	as of 01.01.2020	
Clients			
Issuers	78	86	10,3%
Depositors	1 095	1 098	0,3%
Total:	1 173	1 184	0,9%
Accounts			
Full-functional depo accounts	1 173	1 184	0,9%
Savings depo accounts	20 176	20 646	2,3%
Total:	21 349	21 830	2,3%
Accounts of natural persons	20 194	20 666	2,3%
Accounts of legal persons	1 155	1 164	0,8%
Total:	21 349	21 830	2,3%

CSD Development Directions

- Enhancement of the software and hardware infrastructure
- Strengthening of the financial position, organizational and personnel potential
- Acquiring of full membership in ANNA
- Further development of the interaction with foreign depositories
- Participation in forming of the institution of qualified investors
- Depository bonds – registration of issues, accounting and settlements
- Bonds with separate circulation of coupons and face value (STRIPS) - accounting, safekeeping and settlements
- Repository of OTC financial market

THANK YOU!

CENTRAL SECURITIES DEPOSITORY of
BELARUS

Melnikajte street 2
220004 Minsk
Belarus

tel/fax +375 (17) 306-32-20
www.centraldepo.by
info@centraldepo.by

- DISCLAIMER

This presentation was prepared and issued by RUE "RCSD" (hereinafter - the Company). Unless otherwise stated, the Company is considered to be the source of all information set forth in this document. This information is provided as of the date of this document and is subject to change without notice.